




Vickery Site Monitoring

 PM1 Air Quality (PM _{2.5})=
Average reading for 24hr period 00:00 – 23:59 hrs on 21 April 2025
4.5 µg/m ³
Operational Response: No Action Required


- PM_{2.5}: particle matter 2.5 micron or less in size.
(C): recalculation of the 24hr average as some data unavailable due to rain, power or communications.
* N/A: Data Not available due to servicing, power outage, communication issue or when wind is greater than 3m/s or its raining over the monitoring period.

 PM1 Air Quality (PM ₁₀)=
Average reading for 24hr period 00:00 – 23:59 hrs on 21 April 2025
12.3 µg/m ³
Operational Response: No Action Required

- PM₁₀: particle matter 10 micron or less in size.
(C): recalculation of the 24hr average as some data unavailable due to rain, power or communications.
* N/A: Data Not available due to servicing, power outage, communication issue or when wind is greater than 3m/s or its raining over the monitoring period.


 PM2 Air Quality (PM _{2.5})=
Average reading for 24hr period 00:00 – 23:59 hrs on 21 April 2025
5.2 µg/m ³
Operational Response: No Action Required

- PM_{2.5}: particle matter 2.5 micron or less in size.
(C): recalculation of the 24hr average as some data unavailable due to rain, power or communications.
* N/A: Data Not available due to servicing, power outage, communication issue or when wind is greater than 3m/s or its raining over the monitoring period.


 PM2 Air Quality (PM ₁₀)=
Average reading for 24hr period 00:00 – 23:59 hrs on 21 April 2025
15.8 µg/m ³
Operational Response: No Action Required

4. PM₁₀: particle matter 10 micron or less in size.
(C): recalculation of the 24hr average as some data unavailable due to rain, power or communications.
* N/A: Data Not available due to servicing, power outage, communication issue or when wind is greater than 3m/s or its raining over the monitoring period.


The real time noise monitor is used as operational management tool (no criteria apply)

 Noise Monitor 01 (LF) ²³
Average reading for the period of 21 April 2025
Day: 7am-6pm 31.2 dB(A) Evening 6pm-10pm 24.3 dB(A) Nights 10pm-7am 21.1 dB(A)
Operational Response: No Action Required - Continue Monitoring

5. LF is estimated equivalent mining noise (LF = low frequency for band 20-630 HZ); Monitoring results may include noise from other sources.
*Elevated levels affected by non- related mining event.
N/A: N/A: Data Not available due to servicing, power outage, communication issue or when wind is greater than 3m/s or its raining over the monitoring period.
(C): recalculation of the average as some data unavailable due to rain, power or communications.

 Noise Monitor 02 (LF) ²³
Average reading for the period of 21 April 2025
Day: 7am-6pm 21.8 dB(A) Evening 6pm-10pm 21.6 dB(A) Nights 10pm-7am 22.3 dB(A)
Operational Response: No Action Required - Continue Monitoring

6. LF is estimated equivalent mining noise (LF = low frequency for band 20-630 HZ); Monitoring results may include noise from other sources.
*Elevated levels affected by non-related mining event.
N/A: Data Not available due to servicing, power outage, communication issue or when wind is greater than 3m/s or its raining over the monitoring period.
(C): recalculation of the average as some data unavailable due to rain, power or communications.

 Weather
Operational Response:
No Action Required – Continue Monitoring
Weather condition and forecast is available at: http://www.whitehavencoal.com.au/weather/

For further information contact:

0457 464 129 or VickeryEnvironment@whitehavencoal.com.au