




## Vickery Site Monitoring

 PM1 Air Quality (PM <sub>2.5</sub> )=
Average reading for 24hr period 00:00 – 23:59 hrs on 20 April 2025
8.7 µg/m <sup>3</sup>
Operational Response: No Action Required


- PM<sub>2.5</sub>: particle matter 2.5 micron or less in size.  
(C): recalculation of the 24hr average as some data unavailable due to rain, power or communications.  
\* N/A: Data Not available due to servicing, power outage, communication issue or when wind is greater than 3m/s or its raining over the monitoring period.

 PM1 Air Quality (PM <sub>10</sub> )=
Average reading for 24hr period 00:00 – 23:59 hrs on 20 April 2025
16.8 µg/m <sup>3</sup>
Operational Response: No Action Required

- PM<sub>10</sub>: particle matter 10 micron or less in size.  
(C): recalculation of the 24hr average as some data unavailable due to rain, power or communications.  
\* N/A: Data Not available due to servicing, power outage, communication issue or when wind is greater than 3m/s or its raining over the monitoring period.


 PM2 Air Quality (PM <sub>2.5</sub> )=
Average reading for 24hr period 00:00 – 23:59 hrs on 20 April 2025
6.0 µg/m <sup>3</sup>
Operational Response: No Action Required

- PM<sub>2.5</sub>: particle matter 2.5 micron or less in size.  
(C): recalculation of the 24hr average as some data unavailable due to rain, power or communications.  
\* N/A: Data Not available due to servicing, power outage, communication issue or when wind is greater than 3m/s or its raining over the monitoring period.


 PM2 Air Quality (PM <sub>10</sub> )=
Average reading for 24hr period 00:00 – 23:59 hrs on 20 April 2025
19.0 µg/m <sup>3</sup>
Operational Response: No Action Required

4. PM<sub>10</sub>: particle matter 10 micron or less in size.  
(C): recalculation of the 24hr average as some data unavailable due to rain, power or communications.  
\* N/A: Data Not available due to servicing, power outage, communication issue or when wind is greater than 3m/s or its raining over the monitoring period.


The real time noise monitor is used as operational management tool (no criteria apply)

 Noise Monitor 01 (LF) <sup>23</sup>
Average reading for the period of 20 April 2025
Day: 7am-6pm 27.9 dB(A) Evening 6pm-10pm 19.5 dB(A) Nights 10pm-7am 22.9 dB(A)
Operational Response: No Action Required - Continue Monitoring

5. LF is estimated equivalent mining noise (LF = low frequency for band 20-630 HZ); Monitoring results may include noise from other sources.  
\*Elevated levels affected by non- related mining event.  
N/A: N/A: Data Not available due to servicing, power outage, communication issue or when wind is greater than 3m/s or its raining over the monitoring period.  
(C): recalculation of the average as some data unavailable due to rain, power or communications.

 Noise Monitor 02 (LF) <sup>23</sup>
Average reading for the period of 20 April 2025
Day: 7am-6pm 27.0 dB(A) Evening 6pm-10pm 19.5 dB(A) Nights 10pm-7am 22.3 dB(A)
Operational Response: No Action Required - Continue Monitoring

6. *LF is estimated equivalent mining noise (LF = low frequency for band 20-630 HZ); Monitoring results may include noise from other sources.*  
*\*Elevated levels affected by non-related mining event.*  
*N/A: Data Not available due to servicing, power outage, communication issue or when wind is greater than 3m/s or its raining over the monitoring period.*  
*(C): recalculation of the average as some data unavailable due to rain, power or communications.*

 <b>Weather</b>
Operational Response:
<b>No Action Required – Continue Monitoring</b>
Weather condition and forecast is available at: <a href="http://www.whitehavencoal.com.au/weather/">http://www.whitehavencoal.com.au/weather/</a>

For further information contact:

0457 464 129 or [VickeryEnvironment@whitehavencoal.com.au](mailto:VickeryEnvironment@whitehavencoal.com.au)