




Vickery Site Monitoring

 PM1 Air Quality (PM _{2.5})=
Average reading for 24hr period 00:00 – 23:59 hrs on 20 March 2025
4.2 (C) µg/m ³
Operational Response: No Action Required


1. PM_{2.5}: particle matter 2.5 micron or less in size.
(C): recalculation of the 24hr average as some data unavailable due to rain, power or communications.
* N/A: Data Not available due to servicing, power outage or communication issue.

 PM1 Air Quality (PM ₁₀)=
Average reading for 24hr period 00:00 – 23:59 hrs on 20 March 2025
14.8 (C) µg/m ³
Operational Response: No Action Required

2. PM₁₀: particle matter 10 micron or less in size.
(C): recalculation of the 24hr average as some data unavailable due to rain, power or communications.
* N/A: Data Not available due to servicing, power outage or communication issue.


 PM2 Air Quality (PM _{2.5})=
Average reading for 24hr period 00:00 – 23:59 hrs on 20 March 2025
5.5 (C) µg/m ³
Operational Response: No Action Required

3. PM_{2.5}: particle matter 2.5 micron or less in size.
(C): recalculation of the 24hr average as some data unavailable due to rain, power or communications.
* N/A: Data Not available due to servicing, power outage or communication issue.


 PM2 Air Quality (PM ₁₀)=
Average reading for 24hr period 00:00 – 23:59 hrs on 20 March 2025
23.7 (C) µg/m ³
Operational Response: No Action Required

4. PM₁₀: particle matter 10 micron or less in size.
(C): recalculation of the 24hr average as some data unavailable due to rain, power or communications.
* N/A: Data Not available due to servicing, power outage or communication issue.


The real time noise monitor is used as operational management tool (no criteria apply)

 Noise Monitor 01 (LF) ²³		
Average reading for the period of 20 March 2025		
Day: 7am-6pm 23.9 dB(A)	Evening 6pm-10pm 20.1 dB(A)	Nights 10pm-7am 26.1 dB(A)
Operational Response: No Action Required - Continue Monitoring		

5. LF is estimated equivalent mining noise (LF = low frequency for band 20-630 HZ); Monitoring results may include noise from other sources.
*Elevated levels affected by non- related mining event.
N/A: Data Not available due to servicing, power outage or communication issue.
(C): recalculation of the average as some data unavailable due to rain, power or communications.

 Noise Monitor 02 (LF) ²³		
Average reading for the period of 20 March 2025		
Day: 7am-6pm 21.2 dB(A)	Evening 6pm-10pm 19.3 dB(A)	Nights 10pm-7am 20.4 dB(A)
Operational Response: No Action Required - Continue Monitoring		

6. LF is estimated equivalent mining noise (LF = low frequency for band 20-630 HZ); Monitoring results may include noise from other sources.
*Elevated levels affected by non- related mining event.
N/A: Data Not available due to servicing, power outage or communication issue.
(C): recalculation of the average as some data unavailable due to rain, power or communications.

 Weather
Operational Response:
No Action Required – Continue Monitoring
Weather condition and forecast is available at: http://www.whitehavencoal.com.au/weather/

For further information contact:

0457 464 129 or VickeryEnvironment@whitehavencoal.com.au