

## Vickery Site Monitoring

PM1 Air Quality (PM <sub>2.5</sub> )=
Average reading for 24hr period 00:00 – 23:59 hrs on 9 March 2025
3.4 µg/m <sup>3</sup>
Operational Response: No Action Required


1. PM<sub>2.5</sub>: particle matter 2.5 micron or less in size.  
 (C): recalculation of the 24hr average as some data unavailable due to rain, power or communications.  
 \* N/A: Data Not available due to servicing, power outage or communication issue.

PM1 Air Quality (PM <sub>10</sub> )=
Average reading for 24hr period 00:00 – 23:59 hrs on 9 March 2025
7.1 µg/m <sup>3</sup>
Operational Response: No Action Required

2. PM<sub>10</sub>: particle matter 10 micron or less in size.  
 (C): recalculation of the 24hr average as some data unavailable due to rain, power or communications.  
 \* N/A: Data Not available due to servicing, power outage or communication issue.


PM2 Air Quality (PM <sub>2.5</sub> )=
Average reading for 24hr period 00:00 – 23:59 hrs on 9 March 2025
3.7 µg/m <sup>3</sup>
Operational Response: No Action Required

3. PM<sub>2.5</sub>: particle matter 2.5 micron or less in size.  
 (C): recalculation of the 24hr average as some data unavailable due to rain, power or communications.  
 \* N/A: Data Not available due to servicing, power outage or communication issue.


 PM2 Air Quality (PM <sub>10</sub> )=	
Average reading for 24hr period 00:00 – 23:59 hrs on 9 March 2025	
8.2 µg/m <sup>3</sup>	
Operational Response:	
No Action Required	

4. PM<sub>10</sub>: particle matter 10 micron or less in size.  
 (C): recalculation of the 24hr average as some data unavailable due to rain, power or communications.  
 \* N/A: Data Not available due to servicing, power outage or communication issue.


The real time noise monitor is used as operational management tool (no criteria apply)

 Noise Monitor 01 (LF) <sup>23</sup>			
Average reading for the period of 9 March 2025			
Day: 7am-6pm	Evening 6pm-10pm	Nights 10pm-7am	
N/A	N/A	N/A	
Operational Response:			
Repair Underway			

5. LF is estimated equivalent mining noise (LF = low frequency for band 20-630 HZ); Monitoring results may include noise from other sources.  
 \*Elevated levels affected by non- related mining event.  
 N/A: Data Not available due to servicing, power outage or communication issue.  
 (C): recalculation of the average as some data unavailable due to rain, power or communications.

 Noise Monitor 02 (LF) <sup>23</sup>			
Average reading for the period of 9 March 2025			
Day: 7am-6pm	Evening 6pm-10pm	Nights 10pm-7am	
N/A	N/A	27.9 dB(A)	
Operational Response:			
Repair Underway			

6. LF is estimated equivalent mining noise (LF = low frequency for band 20-630 HZ); Monitoring results may include noise from other sources.  
 \*Elevated levels affected by non- related mining event.  
 N/A: Data Not available due to servicing, power outage or communication issue.  
 (C): recalculation of the average as some data unavailable due to rain, power or communications.

 Weather	
Operational Response:	
<b>No Action Required – Continue Monitoring</b>	
Weather condition and forecast is available at: <a href="http://www.whitehavencoal.com.au/weather/">http://www.whitehavencoal.com.au/weather/</a>	

For further information contact:

0457 464 129 or [VickeryEnvironment@whitehavencoal.com.au](mailto:VickeryEnvironment@whitehavencoal.com.au)