

Vickery Site Monitoring

PM1 Air Quality (PM _{2.5})=
Average reading for 24hr period 00:00 – 23:59 hrs on 19 January 2025
6.3 µg/m ³
Operational Response: No Action Required


1. PM_{2.5}: particle matter 2.5 micron or less in size.
 (C): recalculation of the 24hr average as some data unavailable due to rain, power or communications.
 * N/A: Data Not available due to servicing, power outage or communication issue.

PM1 Air Quality (PM ₁₀)=
Average reading for 24hr period 00:00 – 23:59 hrs on 19 January 2025
10.8 µg/m ³
Operational Response: No Action Required

2. PM₁₀: particle matter 10 micron or less in size.
 (C): recalculation of the 24hr average as some data unavailable due to rain, power or communications.
 * N/A: Data Not available due to servicing, power outage or communication issue.


PM2 Air Quality (PM _{2.5})=
Average reading for 24hr period 00:00 – 23:59 hrs on 19 January 2025
5.4 µg/m ³
Operational Response: No Action Required

3. PM_{2.5}: particle matter 2.5 micron or less in size.
 (C): recalculation of the 24hr average as some data unavailable due to rain, power or communications.
 * N/A: Data Not available due to servicing, power outage or communication issue.


 PM2 Air Quality (PM ₁₀)=	
Average reading for 24hr period 00:00 – 23:59 hrs on 19 January 2025	
9.5 µg/m ³	
Operational Response:	
No Action Required	

4. PM₁₀: particle matter 10 micron or less in size.
 (C): recalculation of the 24hr average as some data unavailable due to rain, power or communications.
 * N/A: Data Not available due to servicing, power outage or communication issue.


The real time noise monitor is used as operational management tool (no criteria apply)

 Noise Monitor 01 (LF) ²³			
Average reading for the period of 19 January 2025			
Day: 7am-6pm	Evening 6pm-10pm	Nights 10pm-7am	
N/A	N/A	28.7 dB(A)	
Operational Reponse:			
No Action Required - Continue Monitoring			

5. LF is estimated equivalent mining noise (LF = low frequency for band 20-630 HZ); Monitoring results may include noise from other sources.
 *Elevated levels affected by non- related mining event.
 N/A: Data Not available due to servicing, power outage or communication issue.
 (C): recalculation of the average as some data unavailable due to rain, power or communications.

 Noise Monitor 02 (LF) ²³			
Average reading for the period of 19 January 2025			
Day: 7am-6pm	Evening 6pm-10pm	Nights 10pm-7am	
N/A	N/A	29.1 dB(A)	
Operational Response:			
No Action Required - Continue Monitoring			

6. LF is estimated equivalent mining noise (LF = low frequency for band 20-630 HZ); Monitoring results may include noise from other sources.
 *Elevated levels affected by non- related mining event.
 N/A: Data Not available due to servicing, power outage or communication issue.
 (C): recalculation of the average as some data unavailable due to rain, power or communications.

 Weather	
Operational Response:	
No Action Required – Continue Monitoring	
Weather condition and forecast is available at: http://www.whitehavencoal.com.au/weather/	

For further information contact:

0457 464 129 or VickeryEnvironment@whitehavencoal.com.au