




Vickery Site Monitoring

 PM1 Air Quality (PM _{2.5})=
Average reading for 24hr period 00:00 – 23:59 hrs on 28 November 2024
6.7 µg/m ³
Operational Response: No Action Required

1. PM_{2.5}: particle matter 2.5 micron or less in size.
 (C): recalculation of the 24hr average as some data unavailable due to rain, power or communications.
 * N/A: Data Not available due to servicing, power outage or communication issue.

 PM1 Air Quality (PM ₁₀)=
Average reading for 24hr period 00:00 – 23:59 hrs on 28 November 2024
10.2 µg/m ³
Operational Response: No Action Required

2. PM₁₀: particle matter 10 micron or less in size.
 (C): recalculation of the 24hr average as some data unavailable due to rain, power or communications.
 * N/A: Data Not available due to servicing, power outage or communication issue.

 PM2 Air Quality (PM _{2.5})=
Average reading for 24hr period 00:00 – 23:59 hrs on 28 November 2024
9.1 µg/m ³
Operational Response: No Action Required

3. PM_{2.5}: particle matter 2.5 micron or less in size.
 (C): recalculation of the 24hr average as some data unavailable due to rain, power or communications.
 * N/A: Data Not available due to servicing, power outage or communication issue.

PM2 Air Quality (PM ₁₀)=
Average reading for 24hr period 00:00 – 23:59 hrs on 28 November 2024
13.3 µg/m ³
Operational Response: No Action Required

4. PM₁₀: particle matter 10 micron or less in size.
 (C): recalculation of the 24hr average as some data unavailable due to rain, power or communications.
 * N/A: Data Not available due to servicing, power outage or communication issue.


The real time noise monitor is used as operational management tool (no criteria apply)

Noise Monitor 01 (LF) ²³						
Average reading for the period of 28 November 2024						
<table border="0" style="width: 100%; text-align: center;"> <tr> <td>Day: 7am-6pm</td> <td>Evening 6pm-10pm</td> <td>Nights 10pm-7am</td> </tr> <tr> <td>23.2 dB(A)</td> <td>28.2 dB(A)</td> <td>28.1 dB(A)</td> </tr> </table>	Day: 7am-6pm	Evening 6pm-10pm	Nights 10pm-7am	23.2 dB(A)	28.2 dB(A)	28.1 dB(A)
Day: 7am-6pm	Evening 6pm-10pm	Nights 10pm-7am				
23.2 dB(A)	28.2 dB(A)	28.1 dB(A)				
Operational Response: No Action Required - Continue Monitoring						

5. LF is estimated equivalent mining noise (LF = low frequency for band 20-630 HZ); Monitoring results may include noise from other sources.
 *Elevated levels affected by non- related mining event.
 N/A: Data Not available due to servicing, power outage or communication issue.
 (C): recalculation of the average as some data unavailable due to rain, power or communications.

Noise Monitor 02 (LF) ²³						
Average reading for the period of 28 November 2024						
<table border="0" style="width: 100%; text-align: center;"> <tr> <td>Day: 7am-6pm</td> <td>Evening 6pm-10pm</td> <td>Nights 10pm-7am</td> </tr> <tr> <td>22.8 dB(A)</td> <td>32.1 dB(A)</td> <td>29.6 dB(A)</td> </tr> </table>	Day: 7am-6pm	Evening 6pm-10pm	Nights 10pm-7am	22.8 dB(A)	32.1 dB(A)	29.6 dB(A)
Day: 7am-6pm	Evening 6pm-10pm	Nights 10pm-7am				
22.8 dB(A)	32.1 dB(A)	29.6 dB(A)				
Operational Response: No Action Required - Continue Monitoring						

6. LF is estimated equivalent mining noise (LF = low frequency for band 20-630 HZ); Monitoring results may include noise from other sources.
 *Elevated levels affected by non- related mining event.
 N/A: Data Not available due to servicing, power outage or communication issue.
 (C): recalculation of the average as some data unavailable due to rain, power or communications.

 Weather
Operational Response:
Actioned According to Management Plans - Rain up to 11mm– Continue Monitoring- more rain expected 29/11
Weather condition and forecast is available at: http://www.whitehavencoal.com.au/weather/

For further information contact:

0457 464 129 or VickeryEnvironment@whitehavencoal.com.au