

Vickery Site Monitoring

PM1 Air Quality (PM _{2.5})=
Average reading for 24hr period 00:00 – 23:59 hrs on 15 September 2024
2.6 µg/m ³
Operational Response: No Action Required


1. PM_{2.5}: particle matter 2.5 micron or less in size.
 (C): recalculation of the 24hr average as some data unavailable due to rain, power or communications.
 * N/A: Data Not available due to servicing, power outage or communication issue.

PM1 Air Quality (PM ₁₀)=
Average reading for 24hr period 00:00 – 23:59 hrs on 15 September 2024
5.3 µg/m ³
Operational Response: No Action Required

2. PM₁₀: particle matter 10 micron or less in size.
 (C): recalculation of the 24hr average as some data unavailable due to rain, power or communications.
 * N/A: Data Not available due to servicing, power outage or communication issue.


PM2 Air Quality (PM _{2.5})=
Average reading for 24hr period 00:00 – 23:59 hrs on 15 September 2024
1.2 µg/m ³
Operational Response: No Action Required

3. PM_{2.5}: particle matter 2.5 micron or less in size.
 (C): recalculation of the 24hr average as some data unavailable due to rain, power or communications.
 * N/A: Data Not available due to servicing, power outage or communication issue.


 PM2 Air Quality (PM₁₀)=
Average reading for 24hr period 00:00 – 23:59 hrs on 15 September 2024
4.4 µg/m³
Operational Response: No Action Required

4. *PM₁₀: particle matter 10 micron or less in size.
 (C): recalculation of the 24hr average as some data unavailable due to rain, power or communications.
 * N/A: Data Not available due to servicing, power outage or communication issue.*

The real time noise monitor is used as operational management tool (no criteria apply)

 Noise (LF)²³						
Average reading for the period of 15 September 2024						
<table border="0" style="width: 100%;"> <tr> <td style="text-align: center;">Day: 7am-6pm</td> <td style="text-align: center;">Evening 6pm-10pm</td> <td style="text-align: center;">Nights 10pm-7am</td> </tr> <tr> <td style="text-align: center;">29.1 dB(A)</td> <td style="text-align: center;">28.5 dB(A)</td> <td style="text-align: center;">24.7 dB(A)</td> </tr> </table>	Day: 7am-6pm	Evening 6pm-10pm	Nights 10pm-7am	29.1 dB(A)	28.5 dB(A)	24.7 dB(A)
Day: 7am-6pm	Evening 6pm-10pm	Nights 10pm-7am				
29.1 dB(A)	28.5 dB(A)	24.7 dB(A)				
Operational Response: No Action Required - Continue Monitoring						

5. *LF is estimated equivalent mining noise (LF = low frequency for band 20-630 HZ); Monitoring results may include noise from other sources.
 *Elevated levels affected by non- related mining event.
 N/A: Data Not available due to servicing, power outage or communication issue.
 (C): recalculation of the average as some data unavailable due to rain, power or communications.*

 Weather
Operational Response: No Action Required – Continue Monitoring
Weather condition and forecast is available at: http://www.whitehavencoal.com.au/weather/

For further information contact:

0457 464 129 or VickeryEnvironment@whitehavencoal.com.au