

## Vickery Site Monitoring

PM1 Air Quality (PM <sub>2.5</sub> )=
Average reading for 24hr period 00:00 – 23:59 hrs on 5 July 2024
4.8 µg/m <sup>3</sup>
Operational Response: No Action Required


1. *PM<sub>2.5</sub>: particle matter 2.5 micron or less in size.*  
 (C): recalculation of the 24hr average as some data unavailable due to rain, power or communications.  
 \* N/A: Data Not available due to servicing, power outage or communication issue.

PM1 Air Quality (PM <sub>10</sub> )=
Average reading for 24hr period 00:00 – 23:59 hrs on 5 July 2024
8.3 µg/m <sup>3</sup>
Operational Response: No Action Required

2. *PM<sub>10</sub>: particle matter 10 micron or less in size.*  
 (C): recalculation of the 24hr average as some data unavailable due to rain, power or communications.  
 \* N/A: Data Not available due to servicing, power outage or communication issue.


PM2 Air Quality (PM <sub>2.5</sub> )=
Average reading for 24hr period 00:00 – 23:59 hrs on 5 July 2024
1.8 µg/m <sup>3</sup>
Operational Response: No Action Required

3. *PM<sub>2.5</sub>: particle matter 2.5 micron or less in size.*  
 (C): recalculation of the 24hr average as some data unavailable due to rain, power or communications.  
 \* N/A: Data Not available due to servicing, power outage or communication issue.


 <b>PM2 Air Quality (PM<sub>10</sub>)=</b>
<b>Average reading for 24hr period 00:00 – 23:59 hrs on 5 July 2024</b>
<b>5.5 µg/m<sup>3</sup></b>
Operational Response: <b>No Action Required</b>

4. *PM<sub>10</sub>: particle matter 10 micron or less in size.  
 (C): recalculation of the 24hr average as some data unavailable due to rain, power or communications.  
 \* N/A: Data Not available due to servicing, power outage or communication issue.*

The real time noise monitor is used as operational management tool (no criteria apply)

 <b>Noise (LF)<sup>23</sup></b>						
<b>Average reading for the period of 5 July 2024</b>						
<table border="0" style="width: 100%;"> <tr> <td style="text-align: center;">Day: 7am-6pm</td> <td style="text-align: center;">Evening 6pm-10pm</td> <td style="text-align: center;">Nights 10pm-7am</td> </tr> <tr> <td style="text-align: center;"><b>34.6 dB(A)</b></td> <td style="text-align: center;"><b>28.4 dB(A)</b></td> <td style="text-align: center;"><b>25.2 dB(A)</b></td> </tr> </table>	Day: 7am-6pm	Evening 6pm-10pm	Nights 10pm-7am	<b>34.6 dB(A)</b>	<b>28.4 dB(A)</b>	<b>25.2 dB(A)</b>
Day: 7am-6pm	Evening 6pm-10pm	Nights 10pm-7am				
<b>34.6 dB(A)</b>	<b>28.4 dB(A)</b>	<b>25.2 dB(A)</b>				
Operational Response: <b>No Action Required - Continue Monitoring</b>						

5. *LF is estimated equivalent mining noise (LF = low frequency for band 20-630 HZ); Monitoring results may include noise from other sources.  
 \*Elevated levels affected by non- related mining event.  
 N/A: Data Not available due to servicing, power outage or communication issue.  
 (C): recalculation of the average as some data unavailable due to rain, power or communications.*

 <b>Weather</b>
Operational Response: <b>No Action Required – Continue Monitoring</b>
Weather condition and forecast is available at: <a href="http://www.whitehavencoal.com.au/weather/">http://www.whitehavencoal.com.au/weather/</a>

For further information contact:

0457 464 129 or [VickeryEnvironment@whitehavencoal.com.au](mailto:VickeryEnvironment@whitehavencoal.com.au)