



Vickery Site Monitoring


These monitors are used as operation management tools (no criteria apply)

 PM1 Air Quality (PM _{2.5})=
Average reading for 24hr period 00:00 – 23:59 hrs on 4 May 2024
1.6 µg/m ³
Operational Response: No Action Required


1. *PM_{2.5}: particle matter 2.5 micron or less in size.*
 (C): recalculation of the 24hr average as some data unavailable due to rain, power or communications.
 * N/A: Data Not available due to servicing, power outage or communication issue.

 PM1 Air Quality (PM ₁₀)=
Average reading for 24hr period 00:00 – 23:59 hrs on 4 May 2024
4.3 µg/m ³
Operational Response: No Action Required


2. *PM₁₀: particle matter 10 micron or less in size.*
 (C): recalculation of the 24hr average as some data unavailable due to rain, power or communications.
 * N/A: Data Not available due to servicing, power outage or communication issue.

 PM2 Air Quality (PM _{2.5})=
Average reading for 24hr period 00:00 – 23:59 hrs on 4 May 2024
0.9 µg/m ³
Operational Response: No Action Required


3. *PM_{2.5}: particle matter 2.5 micron or less in size.*
 (C): recalculation of the 24hr average as some data unavailable due to rain, power or communications.
 * N/A: Data Not available due to servicing, power outage or communication issue.

 PM2 Air Quality (PM ₁₀)=	
Average reading for 24hr period 00:00 – 23:59 hrs on 4 May 2024	
3.2 µg/m ³	
Operational Response:	
No Action Required	

4. PM₁₀: particle matter 10 micron or less in size.
 (C): recalculation of the 24hr average as some data unavailable due to rain, power or communications.
 * N/A: Data Not available due to servicing, power outage or communication issue.

 Noise (LF) ²³			
Average reading for the period of 4 May 2024			
Day: 7am-6pm	Evening 6pm-10pm	Nights 10pm-7am	
24.6 dB(A)	24.3 dB(A)	25.1 dB(A)	
Operational Response:			
No Action Required - Continue Monitoring			

5. LF is estimated equivalent mining noise (LF = low frequency for band 20-630 HZ); Monitoring results may include noise from other sources.
 *Elevated levels affected by non- related mining event.
 N/A: Data Not available due to servicing, power outage or communication issue.
 (C): recalculation of the average as some data unavailable due to rain, power or communications.

 Weather
Operational Response:
No Action Required – Continue Monitoring
Weather condition and forecast is available at: http://www.whitehavencoal.com.au/weather/

For further information contact:

0457 464 129 or VickeryEnvironment@whitehavencoal.com.au