



Tarrawonga Site Monitoring


These monitors are used as operation management tools (no criteria apply)

|  Air Quality (PM ₁₀)= | |
|--|--|
| Average reading for 24hr period 00:00 – 23:59 hrs on 24 April 2024 | |
| N/A µg/m³ | |
| Operational Response: | |
| Choose an item. | |

- PM₁₀: particle matter 10 micron or less in size.
 (C): recalculation of the 24hr average as some data unavailable due to rain, power or communications.
 * N/A: Data Not available due to servicing, power outage or communication issue.

|  Noise (LF) ²³ | | | |
|--|-------------------|-------------------|--|
| Average reading for the period of 24 April 2024 | | | |
| Day: 7am-6pm | Evening 6pm-10pm | Nights 10pm-7am | |
| 29.0 dB(A) | 21.5 dB(A) | 19.9 dB(A) | |
| Operational Response: | | | |
| No Action Required - Continue Monitoring | | | |

- LF is estimated equivalent mining noise (LF = low frequency for band 20-630 HZ); Monitoring results may include noise from other sources.
 *Elevated levels affected by non- related mining event.
 N/A: Data Not available due to servicing, power outage or communication issue.
 (C): recalculation of the average as some data unavailable due to rain, power or communications.

|  Weather |
|--|
| Operational Response: |
| No Action Required– Continue Monitoring |
| Weather condition and forecast is available at: http://www.whitehavencoal.com.au/weather/ |

For further information contact:

02 6741 5009 or TarrawongaEnvironment@whitehavencoal.com.au