



## Tarrawonga Site Monitoring


These monitors are used as operation management tools (no criteria apply)

|  Air Quality (PM <sub>10</sub> )= |  |
|--|--|
| Average reading for 24hr period 00:00 – 23:59 hrs on 17 April 2024   |  |
| <b>9.4(C) µg/m<sup>3</sup></b>   |  |
| Operational Response:  |  |
| <b>No Action Required - Continue Monitoring</b>  |  |

- PM<sub>10</sub>: particle matter 10 micron or less in size.  
 (C): recalculation of the 24hr average as some data unavailable due to rain, power or communications.  
 \* N/A: Data Not available due to servicing, power outage or communication issue.

|  Noise (LF) <sup>23</sup> |                   |                   |  |
|--|-------------------|-------------------|--|
| Average reading for the period of 17 April 2024  |                   |                   |  |
| Day: 7am-6pm   | Evening 6pm-10pm  | Nights 10pm-7am   |  |
| <b>30.9 dB(A)</b>  | <b>25.4 dB(A)</b> | <b>24.4 dB(A)</b> |  |
| Operational Response:  |                   |                   |  |
| <b>No Action Required - Continue Monitoring</b>  |                   |                   |  |

- LF is estimated equivalent mining noise (LF = low frequency for band 20-630 HZ); Monitoring results may include noise from other sources.  
 \*Elevated levels affected by non- related mining event.  
 N/A: Data Not available due to servicing, power outage or communication issue.  
 (C): recalculation of the average as some data unavailable due to rain, power or communications.

|  Weather  |
|--|
| Operational Response:  |
| <b>No Action Required– Continue Monitoring</b>   |
| Weather condition and forecast is available at:<br><a href="http://www.whitehavencoal.com.au/weather/">http://www.whitehavencoal.com.au/weather/</a> |

For further information contact:

02 6741 5009 or [TarrawongaEnvironment@whitehavencoal.com.au](mailto:TarrawongaEnvironment@whitehavencoal.com.au)