



Tarrawonga Site Monitoring


These monitors are used as operation management tools (no criteria apply)

 Air Quality (PM ₁₀)=	
Average reading for 24hr period 00:00 – 23:59 hrs on 10 April 2024	
13.4 µg/m³	
Operational Response:	
No Action Required - Continue Monitoring	

1. PM₁₀: particle matter 10 micron or less in size.
 (C): recalculation of the 24hr average as some data unavailable due to rain, power or communications.
 * N/A: Data Not available due to servicing, power outage or communication issue.

 Noise (LF) ²³			
Average reading for the period of 10 April 2024			
Day: 7am-6pm	Evening 6pm-10pm	Nights 10pm-7am	
31.4 dB(A)	19.9 dB(A)	20.1 dB(A)	
Operational Response:			
No Action Required - Continue Monitoring			

2. LF is estimated equivalent mining noise (LF = low frequency for band 20-630 HZ); Monitoring results may include noise from other sources.
 *Elevated levels affected by non- related mining event.
 N/A: Data Not available due to servicing, power outage or communication issue.
 (C): recalculation of the average as some data unavailable due to rain, power or communications.

 Weather
Operational Response:
No Action Required– Continue Monitoring
Weather condition and forecast is available at: http://www.whitehavencoal.com.au/weather/

For further information contact:

02 6741 5009 or TarrawongaEnvironment@whitehavencoal.com.au