



## Tarrawonga Site Monitoring


These monitors are used as operation management tools (no criteria apply)

 Air Quality (PM <sub>10</sub> )=	
Average reading for 24hr period 00:00 – 23:59 hrs on 1 April 2024	
<b>12.2 µg/m<sup>3</sup></b>	
Operational Response:	
<b>No Action Required - Continue Monitoring</b>	

1. PM<sub>10</sub>: particle matter 10 micron or less in size.  
 (C): recalculation of the 24hr average as some data unavailable due to rain, power or communications.  
 \* N/A: Data Not available due to servicing, power outage or communication issue.

 Noise (LF) <sup>23</sup>			
Average reading for the period of 1 April 2024			
Day: 7am-6pm	Evening 6pm-10pm	Nights 10pm-7am	
<b>22.0 dB(A)</b>	<b>17.9 dB(A)</b>	<b>29.6 dB(A)</b>	
Operational Response:			
<b>No Action Required - Continue Monitoring</b>			

2. LF is estimated equivalent mining noise (LF = low frequency for band 20-630 HZ); Monitoring results may include noise from other sources.  
 \*Elevated levels affected by non- related mining event.  
 N/A: Data Not available due to servicing, power outage or communication issue.  
 (C): recalculation of the average as some data unavailable due to rain, power or communications.

 Weather
Operational Response:
<b>No Action Required– Continue Monitoring</b>
Weather condition and forecast is available at: <a href="http://www.whitehavencoal.com.au/weather/">http://www.whitehavencoal.com.au/weather/</a>

For further information contact:

02 6741 5009 or [TarrawongaEnvironment@whitehavencoal.com.au](mailto:TarrawongaEnvironment@whitehavencoal.com.au)