



Vickery Site Monitoring


These monitors are used as operation management tools (no criteria apply)

 PM1 Air Quality (PM _{2.5})=
Average reading for 24hr period 00:00 – 23:59 hrs on 24 March 2024
4.2 µg/m ³
Operational Response: No Action Required


- PM_{2.5}: particle matter 2.5 micron or less in size.*
(C): recalculation of the 24hr average as some data unavailable due to rain, power or communications.
** N/A: Data Not available due to servicing, power outage or communication issue.*

 PM1 Air Quality (PM ₁₀)=
Average reading for 24hr period 00:00 – 23:59 hrs on 24 March 2024
8.4 µg/m ³
Operational Response: No Action Required


- PM₁₀: particle matter 10 micron or less in size.*
(C): recalculation of the 24hr average as some data unavailable due to rain, power or communications.
** N/A: Data Not available due to servicing, power outage or communication issue.*

 PM2 Air Quality (PM _{2.5})=
Average reading for 24hr period 00:00 – 23:59 hrs on 24 March 2024
6.3 µg/m ³
Operational Response: No Action Required


- PM_{2.5}: particle matter 2.5 micron or less in size.*
(C): recalculation of the 24hr average as some data unavailable due to rain, power or communications.
** N/A: Data Not available due to servicing, power outage or communication issue.*

 PM2 Air Quality (PM ₁₀)=
Average reading for 24hr period 00:00 – 23:59 hrs on 24 March 2024
10.5 µg/m ³
Operational Response: No Action Required

4. PM₁₀: particle matter 10 micron or less in size.
(C): recalculation of the 24hr average as some data unavailable due to rain, power or communications.
* N/A: Data Not available due to servicing, power outage or communication issue.

 Noise (LF) ²³		
Average reading for the period of 24 March 2024		
Day: 7am-6pm 21.0 dB(A)	Evening 6pm-10pm 17.8 dB(A)	Nights 10pm-7am 20.4 dB(A)
Operational Response: No Action Required - Continue Monitoring		

5. LF is estimated equivalent mining noise (LF = low frequency for band 20-630 HZ); Monitoring results may include noise from other sources.
*Elevated levels affected by non- related mining event.
N/A: Data Not available due to servicing, power outage or communication issue.
(C): recalculation of the average as some data unavailable due to rain, power or communications.

 Weather
Operational Response: No Action Required – Continue Monitoring
Weather condition and forecast is available at: http://www.whitehavencoal.com.au/weather/

For further information contact:

0457 464 129 or VickeryEnvironment@whitehavencoal.com.au