



Tarrawonga Site Monitoring


These monitors are used as operation management tools (no criteria apply)

 Air Quality (PM ₁₀)=	
Average reading for 24hr period 00:00 – 23:59 hrs on 23 June 2022	
10.9 µg/m³	
Operational Response:	
No Action Required – Continue Monitoring	

1. PM₁₀: particle matter 10 micron or less in size.
 (C): recalculation of the 24hr average as some data unavailable due to rain, power or communications.
- 7

 Noise (LF) ²			
Average reading for the period of 23 June 2022			
Day: 7am-6pm	Evening 6pm-10pm	Nights 10pm-7am	
24.8dB(A)	22.2dB(A)	26.2dB(A)	
Operational Response:			
No Action Required – Continue Monitoring			

2. LF is estimated equivalent mining noise (LF = low frequency for band 20-630 HZ); Monitoring results may include noise from other sources.
 *Elevated levels affected by non-related mining event.
 N/A: Data Not available due to servicing, power outage or communication issue.
 (C): recalculation of the average as some data unavailable due to rain, power or communications.

 Weather	
Operational Response:	
No Action Required – Continue Monitoring	
Weather condition and forecast is available at:	
http://www.whitehavencoal.com.au/weather/	

For further information contact:

02 6741 5009 or TarrawongaEnvironment@whitehavencoal.com.au