



Tarrawonga Site Monitoring


These monitors are used as operation management tools (no criteria apply)

 Air Quality (PM ₁₀)
Average reading for 24hr period 00:00 – 23:59 hrs on 12 October 2021
6.6 µg/m³
Operational Response: No Action Required – Continue Monitoring

1. PM₁₀: particle matter 10 micron or less in size.
 (C): recalculation of the 24hr average as some data unavailable due to rain, power or communications.
- 7

 Noise (LF) ²			
Average reading for the period of 12 October 2021			
<table border="0" style="width: 100%;"> <tr> <td style="text-align: center;">Day: 7am-6pm 34.6 dB(A)</td> <td style="text-align: center;">Evening 6pm-10pm 30.8 dB(A)</td> <td style="text-align: center;">Nights 10pm-7am 28.9 dB(A)</td> </tr> </table>	Day: 7am-6pm 34.6 dB(A)	Evening 6pm-10pm 30.8 dB(A)	Nights 10pm-7am 28.9 dB(A)
Day: 7am-6pm 34.6 dB(A)	Evening 6pm-10pm 30.8 dB(A)	Nights 10pm-7am 28.9 dB(A)	
Operational Response: No Action Required – Continue Monitoring			

2. LF is estimated equivalent mining noise (LF = low frequency for band 20-630 HZ); Monitoring results may include noise from other sources.
 *Elevated levels affected by non-related mining event.
 N/A: Data Not available due to servicing, power outage or communication issue.
 (C): recalculation of the average as some data unavailable due to rain, power or communications.

 Weather
Operational Response: No Action Required – Continue Monitoring
Weather condition and forecast is available at: http://www.whitehavencoal.com.au/weather/

For further information contact:

02 6741 5009 or TarrawongaEnvironment@whitehavencoal.com.au