



Tarrawonga Site Monitoring

These monitors are used as operation management tools (no criteria apply)


 Air Quality (PM ₁₀)
Average reading for 24hr period 00:00 – 23:59 hrs on 18 September 2021
25.6 µg/m³
Operational Response: No Action Required – Continue Monitoring

1. PM₁₀: particle matter 10 micron or less in size.
 (C): recalculation of the 24hr average as some data unavailable due to rain, power or communications.

7

 Noise (LF) ²
Average reading for the period of 18 September 2021
<div>Day: 7am-6pm 45.7* dB(A)</div> <div>Evening 6pm-10pm 34.1 dB(A)</div> <div>Nights 10pm-7am 20.6 dB(A)</div>
Operational Response: Actioned According to Management Plans - Wind Speeds up to 12.6m/s – Continue Monitoring

2. LF is estimated equivalent mining noise (LF = low frequency for band 20-630 HZ); Monitoring results may include noise from other sources.
 *Elevated levels affected by non- related mining event.
 N/A: Data Not available due to servicing, power outage or communication issue.
 (C): recalculation of the average as some data unavailable due to rain, power or communications.

 Weather
Operational Response: No Action Required– Continue Monitoring
Weather condition and forecast is available at: http://www.whitehavencoal.com.au/weather/

For further information contact:

02 6741 5009 or TarrawongaEnvironment@whitehavencoal.com.au