



Tarrawonga Site Monitoring

These monitors are used as operation management tools (no criteria apply)

 Air Quality (PM ₁₀)
Average reading for 24hr period 00:00 – 23:59 hrs on 20 June 2021
6.7 µg/m³
Operational Response: No Mining Activities – Continue Monitoring

1. PM₁₀: particle matter 10 micron or less in size.
 (C): recalculation of the 24hr average as some data unavailable due to rain, power or communications.

7


 Noise (LF) ²
Average reading for the period of 20 June 2021
<div>Day: 7am-6pm 37.1* dB(A)</div> <div>Evening 6pm-10pm 21.0 dB(A)</div> <div>Nights 10pm-7am 19.1 dB(A)</div>
Operational Response: No Mining Activities – Continue Monitoring

2. LF is estimated equivalent mining noise (LF = low frequency for band 20-630 HZ); Monitoring results may include noise from other sources.

*Elevated levels affected by non- related mining event.

N/A: Data Not available due to servicing, power outage or communication issue.

(C): recalculation of the average as some data unavailable due to rain, power or communications.

 Weather
Operational Response: No Mining Activities – Continue Monitoring
Weather condition and forecast is available at: http://www.whitehavencoal.com.au/weather/

For further information contact:

02 6741 5009 or TarrawongaEnvironment@whitehavencoal.com.au