



Tarrawonga Site Monitoring


These monitors are used as operation management tools (no criteria apply)

 Air Quality (PM ₁₀)
Average reading for 24hr period 00:00 – 23:59 hrs on 29 April 2021
29.4 µg/m³
Operational Response: No Action Required – Continue Monitoring

1. PM₁₀: particle matter 10 micron or less in size.
(C): recalculation of the 24hr average as some data unavailable due to rain, power or communications.

 Noise (LF) ²						
Average reading for the period of 29 April 2021						
<table border="0" style="width: 100%; text-align: center;"> <tr> <td>Day: 7am-6pm</td> <td>Evening 6pm-10pm</td> <td>Nights 10pm-7am</td> </tr> <tr> <td>28.1 dB(A)</td> <td>23.4 dB(A)</td> <td>24.7 dB(A)</td> </tr> </table>	Day: 7am-6pm	Evening 6pm-10pm	Nights 10pm-7am	28.1 dB(A)	23.4 dB(A)	24.7 dB(A)
Day: 7am-6pm	Evening 6pm-10pm	Nights 10pm-7am				
28.1 dB(A)	23.4 dB(A)	24.7 dB(A)				
Operational Response: No Action Required – Continue Monitoring						

2. LF is estimated equivalent mining noise (LF = low frequency for band 20-630 HZ); Monitoring results may include noise from other sources.
*Elevated levels affected by non- related mining event.
N/A: Data Not available due to servicing, power outage or communication issue.
(C): recalculation of the average as some data unavailable due to rain, power or communications.

 Weather
Operational Response: No Action Required – Continue Monitoring
Weather condition and forecast is available at: http://www.whitehavencoal.com.au/weather/

For further information contact:

02 6741 5009 or TarrawongaEnvironment@whitehavencoal.com.au