



Tarrawonga Site Monitoring

These monitors are used as operation management tools (no criteria apply)

 Air Quality (PM ₁₀)
Average reading for 24hr period 00:00 – 23:59 hrs on 12 January 2021
9.2^(C) µg/m³
Operational Response: No Action Required - Continue Monitoring

1. PM₁₀: particle matter 10 micron or less in size.


(C): recalculation of the 24hr average as some data unavailable due to rain, power or communications.

 Noise (LF) ²						
Average reading for the period of 12 January 2021						
<table border="0" style="width: 100%;"> <tr> <td style="text-align: center;">Day: 7am-6pm</td> <td style="text-align: center;">Evening 6pm-10pm</td> <td style="text-align: center;">Nights 10pm-7am</td> </tr> <tr> <td style="text-align: center;">27.1 dB(A)</td> <td style="text-align: center;">21.2 dB(A)</td> <td style="text-align: center;">20.8 dB(A)</td> </tr> </table>	Day: 7am-6pm	Evening 6pm-10pm	Nights 10pm-7am	27.1 dB(A)	21.2 dB(A)	20.8 dB(A)
Day: 7am-6pm	Evening 6pm-10pm	Nights 10pm-7am				
27.1 dB(A)	21.2 dB(A)	20.8 dB(A)				
Operational Response: No Action Required – Continue Monitoring						

2. LF is estimated equivalent mining noise (LF = low frequency for band 20-630 HZ); Monitoring results may include noise from other sources.

*Elevated levels affected by non-related mining event.

N/A: Data Not available due to servicing, power outage or communication issue.

 Weather
Weather condition and forecast is available at: http://www.whitehavencoal.com.au/weather/
Operational Response: No Action Required – Continue Monitoring

For further information contact:

02 6741 5009 or TarrawongaEnvironment@whitehavencoal.com.au