



Tarrawonga Site Monitoring

These monitors are used as operation management tools (no criteria apply)

|  Air Quality (PM ₁₀) |
|---|
| Average reading for 24hr period 00:00 – 23:59 hrs on 15 November 2020 |
| 17.1 µg/m³ |
| Operational Response: No Mining Activities - Continue Monitoring |


1. PM₁₀: particle matter 10 micron or less in size.

|  Noise (LF) ² | | | | | | |
|--|-------------------|-------------------|-----------------|-------------------|-------------------|-------------------|
| Average reading for the period of 15 November 2020 | | | | | | |
| <table border="0" style="width: 100%; text-align: center;"> <tr> <td>Day: 7am-6pm</td> <td>Evening 6pm-10pm</td> <td>Nights 10pm-7am</td> </tr> <tr> <td>25.7 dB(A)</td> <td>26.3 dB(A)</td> <td>25.6 dB(A)</td> </tr> </table> | Day: 7am-6pm | Evening 6pm-10pm | Nights 10pm-7am | 25.7 dB(A) | 26.3 dB(A) | 25.6 dB(A) |
| Day: 7am-6pm | Evening 6pm-10pm | Nights 10pm-7am | | | | |
| 25.7 dB(A) | 26.3 dB(A) | 25.6 dB(A) | | | | |
| Operational Response: No Mining Activities – Continue Monitoring | | | | | | |

2. LF is estimated equivalent mining noise (LF = low frequency for band 20-630 HZ); Monitoring results may include noise from other sources.

*Elevated levels affected by non-related mining event.

N/A: Data Not available due to servicing, power outage or communication issue.

|  Weather |
|--|
| Weather condition and forecast is available at: http://www.whitehavencoal.com.au/weather/ |
| Operational Response: No Mining Activities – Continue Monitoring |

For further information contact:

02 6741 5009 or TarrawongaEnvironment@whitehavencoal.com.au