



Tarrawonga Site Monitoring

These monitors are used as operation management tools (no criteria apply)

 Air Quality (PM ₁₀)
Average reading for 24hr period 00:00 – 23:59 hrs on 12 November 2020
NA µg/m ³
Operational Response: Insufficient data due to Planned Power Outage - Continue Monitoring


1. PM₁₀: particle matter 10 micron or less in size.

 Noise (LF) ²						
Average reading for the period of 12 November 2020						
<table border="0" style="width: 100%; text-align: center;"> <tr> <td>Day: 7am-6pm</td> <td>Evening 6pm-10pm</td> <td>Nights 10pm-7am</td> </tr> <tr> <td>45.3* dB(A)</td> <td>31.3 dB(A)</td> <td>38.2* dB(A)</td> </tr> </table>	Day: 7am-6pm	Evening 6pm-10pm	Nights 10pm-7am	45.3* dB(A)	31.3 dB(A)	38.2* dB(A)
Day: 7am-6pm	Evening 6pm-10pm	Nights 10pm-7am				
45.3* dB(A)	31.3 dB(A)	38.2* dB(A)				
Operational Response: Actioned According to Management Plans - Wind Speeds up to 7.6 m/s – Continue Monitoring						

2. LF is estimated equivalent mining noise (LF = low frequency for band 20-630 HZ); Monitoring results may include noise from other sources.

*Elevated levels affected by non-related mining event.

N/A: Data Not available due to servicing, power outage or communication issue.

 Weather
Weather condition and forecast is available at: http://www.whitehavencoal.com.au/weather/
Operational Response: Actioned According to Management Plans - Wind Speeds up to 7.6 m/s – Continue Monitoring

For further information contact:

02 6741 5009 or TarrawongaEnvironment@whitehavencoal.com.au