



## Tarrawonga Site Monitoring

Those monitors are used as operation management tools (no criteria apply)

 Air Quality (PM <sub>10</sub> )
Average reading for 24hr period 00:00 – 23:59 hrs on 08 September 2020
<b>14.2 µg/m<sup>3</sup></b>
Operational Response: <b>No Action Required – Continue Monitoring</b>


1. PM<sub>10</sub>: particle matter 10 micron or less in size.

 Noise (LF) <sup>2</sup>						
Average reading for the period of 08 September 2020						
<table border="0" style="width: 100%;"> <tr> <td style="text-align: center;">Day: 7am-6pm</td> <td style="text-align: center;">Evening 6pm-10pm</td> <td style="text-align: center;">Nights 10pm-7am</td> </tr> <tr> <td style="text-align: center;"><b>23.7 dB(A)</b></td> <td style="text-align: center;"><b>18.2 dB(A)</b></td> <td style="text-align: center;"><b>22.7 dB(A)</b></td> </tr> </table>	Day: 7am-6pm	Evening 6pm-10pm	Nights 10pm-7am	<b>23.7 dB(A)</b>	<b>18.2 dB(A)</b>	<b>22.7 dB(A)</b>
Day: 7am-6pm	Evening 6pm-10pm	Nights 10pm-7am				
<b>23.7 dB(A)</b>	<b>18.2 dB(A)</b>	<b>22.7 dB(A)</b>				
Operational Response: <b>No Action Required – Continue Monitoring</b>						

2. LF is estimated equivalent mining noise (LF = low frequency for band 20-630 HZ); Monitoring results may include noise from other sources.

\*Elevated levels affected by non-related mining event.

N/A: Data Not available due to servicing, power outage or communication issue.

 Weather
Weather condition and forecast is available at: <a href="http://www.whitehavencoal.com.au/weather/">http://www.whitehavencoal.com.au/weather/</a>
Operational Response: <b>No Action Required – Continue Monitoring</b>

For further information contact:

02 6741 5009 or [TarrawongaEnvironment@whitehavencoal.com.au](mailto:TarrawongaEnvironment@whitehavencoal.com.au)