



Tarrawonga Site Monitoring

Those monitors are used as operation management tools (no criteria apply)

|  Air Quality (PM ₁₀) |
|---|
| Average reading for 24hr period 00:00 – 23:59 hrs on 27 March 2020 |
| 7.4 µg/m³ |
| Operational Response: No Action Required – Continue Monitoring |


1. PM₁₀: particle matter 10 micron or less in size

|  Noise (LF) ² | | |
|---|--------------------------------------|-------------------------------------|
| Average reading for the period of 27 March 2020 | | |
| Day: 7am-6pm 38.7*dB(A) | Evening 6pm-10pm 25.1dB(A) | Nights 10pm-7am 27.9dB(A) |
| Operational Response: Unfavourable weather – Actioned According to Management Plan – Continue Monitoring | | |

2. LF is estimated equivalent mining noise (LF = low frequency for band 20-630 HZ); Monitoring results may include noise from other sources

*Elevated levels affected by non- related mining event

N/A: Data Not available due to servicing, power outage or communication issue

|  Weather |
|--|
| Weather condition and forecast is available at: http://www.whitehavencoal.com.au/weather/ |
| Operational Response: No Action required –Continue Monitoring |

For further information contact:

02 6741 5009 or TarrawongaEnvironment@whitehavencoal.com.au