



Tarrawonga Site Monitoring

Those monitors are used as operation management tools (no criteria apply)

 Air Quality (PM ₁₀)
Average reading for 24hr period 00:00 – 23:59 hrs on 16 February 2020
11.9 µg/m³
Operational Response: No Action Required – Continue Monitoring


1. PM₁₀: particle matter 10 micron or less in size

 Noise (LF) ²			
Average reading for the period of 16 February 2020			
Day: 7am-6pm	Evening 6pm-10pm	Nights 10pm-7am	
29.4 dB(A)	35.6* dB(A)	33.4 dB(A)	
Operational Response:			
No Mining Operations– Continue Monitoring			

2. LF is estimated equivalent mining noise (LF = low frequency for band 20-630 HZ); Monitoring results may include noise from other sources

*Elevated levels affected by non- related mining event

N/A: Data Not available due to servicing, power outage or communication issue

 Weather
Weather condition and forecast is available at: http://www.whitehavencoal.com.au/weather/
Operational Response: No Action required –Continue Monitoring

For further information contact:

02 6741 5009 or TarrawongaEnvironment@whitehavencoal.com.au