Site ID	Piezometer / Water Bore	Date	Time	Depth to Water - mbgl	Depth to Stand - mbtoc	Field Parameters			Total Metals																		Major Cations							Major Anions												
						pH - Field	EC - Field - µs/cm	Temp - Field - °C	Aluminium (Al) mg/L	Arsenic (As) - mg/L	Barium (Ba) - mg/L	Beryllium (Be) - mg/L	Cadmium (mg/L)	Chromium (Cr) - mg/L	Cobalt (Co) - mg/L	Copper (Cu) - mg/L	Iron (Fe) - mg/L	Lead (Pb) - mg/L	Manganese (Mn) - mg/L	Nickel (Ni) - mg/L	Vanadium (V) - mg/L	Zinc (Zn) - mg/L	Mercury (Hg) - mg/L	pH Lab	EC - Lab - µs/cm	Calcium (Ca) - mg/L	Magnesium (Mg) - mg/L	Sodium (Na) - mg/L	Potassium (K) - mg/L	Total Cations - meq/L	Chloride (Cl) - mg/L	Sulfate (SO4) - mg/L	Hydroxide Alkalinity as CaCO3 - mg/L	Carbonate Alkalinity as CaCO3 - mg/L	Bicarbonate Alkalinity as CaCO3 - mg/L	Alkalinity - mg/L	Total Anions - meq/L	Ionic Balance	Ammonia as Nitrogen (N)	Nitrite as N - mg/L	Nitrate as N - mg/L	NOX as N - mg/L	Total Dissolved Solids
ANZECC Guideline - stock drinking water									*5*	*0.5*			*0.01*	*1*	*1*	*1*		*0.1*		*1*		*20*	*0.002*			*1000*						*1000*									*1500*	*400*		*4000*
P1	**NG1**	**1-Nov-07**	1450	52.02	53.00																																										
		17-Dec-07		50.02	51.00																																										
Depth	**50**	**23-Jan-08**	1145	47.43	48.42																																										
Format.	**Garrawilla**	**3-Mar-08**	1230	46.53	47.51																																										
		2-Apr-08	1040	45.51	46.50																																										
		9-May-08	0826	44.25	45.23																																										
		2-Jun-08	1200	43.25	44.24																																										
		1-Jul-08	1150	42.00	42.98																																										
		11-Aug-08	1350	40.24	41.22																																										
		14-Aug-08	1047	40.15	41.13																																										
		19-Aug-08	0925	39.96	40.94																																										
		9-Sep-08	0830	42.82	43.80	7.6	470	20.8		0.008	0.684	0.003	0.0008	0.094	0.041	0.128	56.7	**0.516**	2.33	0.154	0.11	0.250	0.0001		3710	26	25	933	24	44.6	641	43	<1	<1	1190	1190	42.7	2.06	1.62				2380
		14-Nov-08	0956	45.86	46.84																																										
		3-Dec-08	1505	45.18	46.16																																										
		16-Feb-09	1255	42.24	43.22																																										
		11-Jun-09	1500							<0.001	0.237	<0.001	<0.0001	0.001	0.002	0.096	0.71	**0.198**	0.266	0.025	<0.1	0.235	<0.0001		3840	25	26	846	23	40.7	693	<10	<1	<1	1000	1000	39.6	1.33	0.24				2300
		17-Aug-09	0930	35.79	36.77	7.3	3920	23.5		0.009	0.954	0.002	0.0005	0.094	0.051	0.236	56.5	**0.24**	1.38	0.206	0.14	0.347	0.0002		4130	20	27	892	22	42.6	614	48.2	<1	<1	1120	1120	40.6	2.24	0.48				2520
		17-Nov-09	0920	42.30	43.28	7.21	2940	34.4		0.003	0.31	<0.001	0.0002	0.032	0.007	0.121	7.74	**0.236**	0.403	0.041	0.02	0.091	<0.0001		2370	7	20	471	13	22.8	346	40.4	<1	<1	624	624	23	0.57	0.35				1420
		24-Feb-10	1255	42.13	43.11																																										
		24-Jun-10	1515	37.00	37.98	7.44	4060	21		<0.001				<0.005		0.006	<0.05	0.002	0.009	0.003		0.036	<0.0001	7.5	3810	23	29	928	28	44.6	662	44.2	<1	<1	1080	1080	41.2	3.9		<0.01	1.8	1.8	
		3-Sep-10	1100	34.86	35.84	7.53	3830	22.1																																							
		9-Feb-11	1340	30.08	31.06	7.31	2960	28.4		<0.001				<0.005		0.019	<0.05	0.012	0.06	0.004		0.088	<0.0001	7.47	3770	19	22	792	22	37.8	680	39	<1	<1	957	957	39.1	1.78		<0.01	0.69	0.69	
		9-Jun-11	1340	27.49	28.47	7.35	3180	20.4																																							
		27-Sep-11	930	25.63	26.61	7.41	3520	20.8	0.03	<0.001	0.301	<0.001	<0.0001	<0.001	<0.001	0.024	0.24	0.036	0.207	0.008	<0.01	0.045	<0.0001	8.31	3970	20	26	916	25	43.6	716	38	<1	5	994	999	41	3.12	0.24	<0.01	0.02	0.02	2260
		4-Jan-12	1350	24.98	25.96	7.44	3255	24.1																																							
		28-Mar-12	1350	24.20	25.18	7.5	3130	22.7	0.07	<0.001	0.316	<0.001	<0.0001	<0.001	<0.001	0.013	0.12	0.026	0.002	0.01	<0.01	0.054	<0.0001	7.96	3870	25	30	913	25	44.1	716	46	<1	<1	1050	1050	42.1	2.2	0.01	<0.01	0.49	0.49	2230
		25-Jun-12	1340			No access to property																																									
		11-Sep-12	1415	20.55	21.53	7.64	3800	23.5	0.09	<0.001	0.328	<0.001	<0.0001	<0.001	<0.001	0.012	0.15	0.03	0.116	0.003	<0.01	0.029	<0.0001	8.05	3980	8	26	884	24	41.6	685	41	<1	<1	1090	1090	42	0.46	0.02	<0.01	0.46	0.46	2140
		06-Dec-12	1340	22.56	23.54	7.73	3670	22.7																																							
		03-Apr-13	1350			7.77	3920	23.4	0.07	<0.001	0.331	<0.001	0.0001	<0.001	<0.001	0.057	0.18	0.017	0.022	0.002	<0.01	0.115	<0.0001	7.79	4040	23	31	925	29	44.7	687	37	<1	<1	1030	1030	40.7	4.58	<0.01	<0.01	0.6	0.6	2230
		04-Jul-13	1020	21.92	22.90	7.7	3890	21.5																																							
		04-Sep-13				No access to property																																									
		04-Dec-13	1245	21.25	22.23	7.6	3680	24.1																																							
		06-Mar-14	1330	21.08	22.06	7.6	3660	23.6	0.09	<0.001	0.356	<0.001	<0.0001	0.004	<0.001	0.056	0.13	0.008	0.062	0.004	<0.01	0.067	<0.0001	7.9	3830	19	25	848	28	40.6	641	34	<1	<1	949	949	37.8	3.6	0.05	<0.01	0.43	0.43	1780
		11-Jun-14	1345	21.29	22.27	7.6	3570	20.2																																							
		30-Sep-14	933	20.76	21.74	7.4	3730	22.9	0.08	<0.001	0.462	<0.001	<0.0001	<0.001	<0.001	0.03	0.18	0.002	0.036	0.005	<0.01	0.092	<0.0001	7.92	3890	17	24	861	22	40.8	613	36	<1	<1	902	902	36.1	6.17	0.02	<0.01	0.53	0.53	2080
		03-Dec-14	1355	20.87	21.85	7.3	3680	21.8																																							
		12-Mar-15	900	20.45	21.43	7.5	3780	21.6	0.04	<0.001	0.388	<0.001	<0.0001	<0.001	<0.001	0.014	0.1	0.01	0.026	0.007	<0.01	0.059	<0.0001	8	3910	23	30	926	24	44.5	676	37	<1	<1	1100	1100	41.8	3.08	0.02	<0.01	0.71	0.71	1860
		05-Jun-15	1105	20.71	21.69	7.4	3690	21.4																																							
		10-Sep-15	1400	20.19	21.17	7.5	3740	22.9	0.02	<0.001	0.388	<0.001	<0.0001	<0.001	<0.001	0.007	0.06	<0.001	0.08	0.002	<0.01	0.037	<0.0001	7.83	3970	32	51	1010	23	50.3	722	34	<1	<1	1010	1010	41.2	9.86	0.43	<0.01	0.54	0.54	2180
		14-Dec-15	1415	20.64	21.62	7.5	3750	23																																							
		09-Mar-16	1355	20.64	21.62	7.6	3770	23.2	0.04	<0.001	0.397	<0.001	<0.0001	<0.0001	<0.001	0.019	0.06	0.002	0.326	0.005	<0.01	0.062	<0.0001	7.89	3960	24	26	840	23	40.5	654	38	<1	<1	1050	1050	40.2	0.26	0.28	<0.01	0.33	0.33	2000
		31-May-16	915	20.70	21.68	7.5	3810	21.1																																							
		28-Sep-16	1325	20.58	21.56	7.5	3630	21.9	0.06	0.001	0.436	<0.001	<0.0001	<0.001	<0.001	0.008	0.08	<0.001	0.326	0.004	<0.01	0.07	<0.0001	7.9	3760	24	23	820	21	39.3	635	28	<1	<1	1080	1080	40.1	1.02	0.45	<0.01	0.38	0.38	1930
		27-Oct-16	1215	20.86	21.84	7.5	3510	22.5																																							
		25-Nov-16	1120	21.16	22.14	7.6	3580	21.8																																							
		21-Dec-16	1300	21.32	22.3	7.6	3520	22.3																																							
		20-Jan-17	1345	21.12	22.1	7.6	3680	22.5																																							
		22-Feb-17	1350	21.30	22.28	7.5	3720	22.4																																							
		28-Mar-17	1440	21.41	22.39	7.7	4210	22.5																																							
		27-Apr-17	1345	21.36	22.34	7.7	4140	22.7																																							
		30-May-17	1340	21.26	22.24	7.6	3840	21.1																																							
		29-Jun-17				No access to property																																									
		28-Jul-17	1240	21.14	22.12	7.6	3790	21.5																																							
		29-Aug-17	1415	21.25	22.23	7.7	3820	21.6																																							
		26-Sep-17	1415	21.50	22.48	7.7	3830	22.5	0.01	<0.001	0.47	<0.001	<0.0001	<0.001	<0.001	0.002	<0.05	0.003	0.352	0.002	<0.01	0.032	<0.0001	8.01	3890	31	34	814	21	40.3	621	25	<1	<1	1050	1050	39	1.6	0.37	<0.01	0.23	0.23	2180
		27-Oct-17	1220	21.89	22.87	7.7	3910	22.2																																							
		27-Nov-17	1410	22.06	23.04	7.6	3850	20.8																																							
		21-Dec-17	1220	22.27	23.25	7.5	3820	22.7																																							
		05-Feb-18	1015	21.99	22.97	7.5	3890	22.1																																							
		20-Feb-18	1340	28.97	29.95	7.6	3880	22																																							
		28-Mar-18	1445	21.73	22.71	7.7	3880	22.7																																							
		30-Apr-18	1430	21.63	22.61	7.7	3850	22.1																																							
		25-May-18	1315	21.88	22.86	7.7	3860	21.4																																							
		26-Jun-18	1440	21.95	22.93	7.7	3660	21.4																																							
		30-Jul-18	1320	22.03	23.01	7.7	3710	21.5																																							
		30-Aug-18	1345	22.04	23.02	7.6	3550	21.6																																							
		26-Sep-18	1355	22.07	23.05	7.7	3740	21.9	0.03	<0.001	0.416	<0.001	<0.0001	<0.001	<0.001	0.003	0.06	0.002	0.039	<0.001	<0.01	0.007	<0.0001	7.97	4070	22	26	792	21	38.2	718	30	<1	<1	919	919	39.2	1.31	0.04	<0.01	0.84	0.84	2370
		29-Oct-18	1430	21.89	22.87	7.8	3700	22.4																																							
		29-Nov-18				No access to property																																									
		20-Dec-18				No access to property																																									
		24-Jan-19				No access to property																																									
P2	**NG2**	**1-Nov-07**	1420	30.58	31.50																																										
		17-Dec-07		29.58	30.50																																										
Depth	**50**	**23-Jan-08**	1120	28.97	29.90																																										
Format.	**Napperby**	**3-Mar-08**	1655	29.48	30.40																																										
		2-Apr-08	1100	29.46	30.38																																										
		9-May-08	0846	29.45	30.38																																										
		2-Jun-08	1224	29.46	30.39																																										
		1-Jul-08	1215	29.43	30.35																																										
		11-Aug-08	1435	29.44	30.36																																										
		14-Aug-08	1105	29.45	30.37																																										
		19-Aug-08	1055	29.45	30.37																																										
		9-Sep-08	1030	29.88	30.80	7.2	15700	20.8		0.010	1.40	0.004	0.0006	0.024	0.029	0.057	33.4	0.091	2.96	0.048	0.06	0.093	<0.0001		17100	189	453	4060	126	227	5650	366	<1	<1	2550	2550	218	1.97	4.52				**12900**
		14-Nov-08	1012	29.64	30.56																																										
		3-Dec-08	1445	29.51	30.43																																										
		16-Feb-09	1329	29.32	30.23																																										
		11-Jun-09	1500							0.004	0.613	<0.001	<0.0001	0.016	0.021	0.025	8.81	**0.124**	2.44	0.039	0.02	0.108	<0.0001		19300	184	397	3770	90	208	5790	181	<1	<1	2890	2890	225	3.83	3.31				**13400**
		17-Aug-09	1125	29.33	30.24	6.5	33100	25.3		0.004	0.896	<0.001	0.0001	0.026	0.024	0.057	7.47	0.032	2.37	0.057	0.02	0.064	0.0002		20300	250	585	3650	83	222	5720	247	<1	<1	3000	3000	226	1.12	2.47				**12800**
		17-Nov-09	1020	29.31	30.22	6.58	20400	32.4		0.041	8.41	0.008	0.0009	0.215	0.103	0.463	167	**0.152**	4.64	0.284	0.25	0.493	0.0002		18900	6	434	3630	78	196	5300	276	<1	393	2360	2750	210	3.51	2.88				**12800**
		24-Feb-10	1220	29.29	30.20																																										
		24-Jun-10	1415	29.19	30.10	6.62	19740	21	<0.01	0.003				<0.005		0.002	<0.05	0.012	1.53	0.035		0.098	<0.0001	6.92	17200	115	465	3320	108	191	5960	362	<1	<1	<1	<1	176	4.22		<0.01	0.2	0.2	
		3-Sep-10	0930	29.06	29.97	6.8	19650	21.5																																							
		8-Feb-11	1030	29.07	29.98	6.27	17090	25	0.01	0.005				<0.005		0.01	<0.05	0.002	1.64	0.017		0.013	<0.0001	6.45	20600	170	440	4520	91	244	6080	408	<1	<1	3380	3380	248	0.82		<0.01	<0.01	<0.01	
		08-Jun-11	1230	28.95	29.86	6.55	15990	20.7																																							
		26-Sep-11	1340	28.94	29.85	6.55	17150	22.7	0.6	0.014	0.474	0.001	0.0001	0.004	0.016	0.024	1.38	**0.135**	2.07	0.042	0.01	0.121	<0.0001	6.91	20500	157	432	4760	91	253	5880	344	<1	<1	2860	2860	230	4.65	3.1	<0.01	0.5	0.5	**12500**
		4-Jan-12	1310	28.79	29.70	6.43	17090	23.7																																							
		28-Mar-12	1320	28.29	29.2	6.85	15250	22.8	0.12	<0.001	0.437	<0.001	<0.0001	0.008	<0.001	0.016	0.66	**1.96**	0.019	0.018	<0.01	0.087	<0.0001	7.44	20000	170	452	4660	87	251	6190	393	<1	<1	3020	3020	243	1.49	2.54	<0.01	0.16	0.16	**13200**
		25-Jun-12	1320	28.73	29.64	6.71	17300	22.2																																							
		11-Sep-12	1350	28.21	29.12	6.53	17840	23.3	0.03	0.003	0.417	<0.001	<0.0001	0.001	0.007	0.014	0.66	0.004	1.84	0.016	<0.01	0.047	<0.0001	7.4	20400	160	426	4600	98	246	5820	385	<1	<1	3030	3030	233	2.67	0.19	<0.01	0.12	0.12	**12600**
		06-Dec-12	1300	28.71	29.62	6.51	18410	23.1																																							
		03-Apr-13	1320	28.59	29.5	6.94	18500	24.2	0.12	<0.001	0.374	<0.001	0.0001	0.006	0.008	0.027	0.64	0.024	1.8	0.025	<0.01	0.112	<0.0001	7.15	20400	184	475	4330	134	240	5580	331	<1	<1	2750	2750	219	4.5	2.9	<0.01	0.47	0.47	**12000**
		04-Jul-13	1045	28.63	29.54	6.91	18460	22																																							
		04-Sep-13	1330	28.69	29.6	6.92	18200	23	0.17	<0.010	0.331	<0.010	<0.0010	<0.010	<0.010	0.148	0.77	0.015	1.59	0.016	<0.10	0.163	<0.0001	7.15	20400	147	400	4290	107	230	5720	343	<1	<1	2950	2950	227	0.44	3.57	<0.01	0.66	0.66	**12800**

Site ID	Piezometer / Water Bore	Date	Time	Depth to Water - mbgl	Depth to Stand - mbtoc	Field Parameters			Total Metals																Mercury (Hg) - mg/L	pH Lab	EC - Lab - µs/cm	Major Cations				Total Cations - meq/L	Major Anions						Total Anions - meq/L	Ionic Balance	Ammonia as Nitrogen (N)	Nitrite as N - mg/L	Nitrate as N - mg/L	NOX as N - mg/L	Total Dissolved Solids
						pH - Field	EC - Field - µs/cm	Temp - Field - °C	Aluminium (Al) mg/L	Arsenic (As) - mg/L	Barium (Ba) - mg/L	Beryllium (Be) - mg/L	Cadmium (mg/L)	Chromium (Cr) - mg/L	Cobalt (Co) - mg/L	Copper (Cu) - mg/L	Iron (Fe) - mg/L	Lead (Pb) - mg/L	Manganese (Mn) - mg/L	Nickel (Ni) - mg/L	Vanadium (V) - mg/L	Zinc (Zn) - mg/L				Calcium (Ca) - mg/L	Magnesium (Mg) - mg/L	Sodium (Na) - mg/L	Potassium (K) - mg/L		Chloride (Cl) - mg/L	Sulfate (SO4) - mg/L	Hydroxide Alkalinity as CaCO3 - mg/L	Carbonate Alkalinity as CaCO3 - mg/L	Bicarbonate Alkalinity as CaCO3 - mg/L	Alkalinity - mg/L						
ANZECC Guideline - stock drinking water									*5*	*0.5*			*0.01*	*1*	*1*	*1*		*0.1*		*1*		*20*	*0.002*			*1000*						*1000*								*1500*	*400*		*4000*
		04-Dec-13	1130	28.65	29.56	6.9	18340	22.4																																				
		07-Mar-14	925	28.65	29.56	6.9	18800	22.5	0.14	<0.001	0.429	<0.001	0.0002	0.015	0.005	0.061	0.58	0.006	1.92	0.018	<0.01	0.131	<0.0001	7.17	20800	189	449	4660	130	252	5160	357	<1	<1	2750	2750	208	9.63	2.74	<0.01	0.28	0.28	**12100**
		10-Jun-14	1420	28.27	29.18	6.9	19100	20.1																																				
		29-Sep-14	1405	28.72	29.63	6.9	18910	22.8	0.16	<0.001	0.42	<0.001	<0.0001	0.002	0.002	0.009	1.12	0.004	1.91	0.005	<0.01	0.046	<0.0001	7.16	20600	162	448	4240	123	232	5700	365	<1	<1	3080	3080	230	0.54	3.93	<0.01	0.12	0.12	**11200**
		04-Dec-14	900	28.72	29.63	6.9	18850	21.6																																				
		12-Mar-15	930	28.71	29.62	6.9	19230	22.9	0.18	<0.001	0.346	<0.001	<0.0001	0.005	0.002	0.024	1.43	0.015	1.64	0.012	<0.01	0.151	<0.0001	7.32	20300	162	418	4170	90	226	6000	305	<1	<1	2470	2470	225	0.24	2.66	<0.01	0.31	0.31	**12100**
		04-Jun-15	1300	28.66	29.57	6.8	19290	21.6																																				
		10-Sep-15	1320	28.75	29.66	6.7	19320	23.5	<0.10	<0.010	0.393	<0.010	<0.0010	<0.010	<0.010	<0.010	1.37	<0.010	1.7	<0.010	<0.10	0.169	<0.0001	6.9	20800	194	391	4180	85	226	6100	338	<1	<1	3880	3880	257	6.41	3.52	0.02	0.02	0.04	**12100**
		15-Dec-15	1230	28.83	29.74	6.9	19860	22.6																																				
		08-Mar-16	1350	28.96	29.87	7	19270	24.7	0.04	<0.001	0.354	<0.001	<0.0001	<0.001	0.001	0.024	0.62	0.002	1.58	0.014	<0.01	0.162	<0.0001	7.69	21000	134	328	3250	65	177	5450	373	<1	<1	2560	2560	213	9.26	1.67	0.1	0.23	0.33	**12000**
		01-Jun-16	900	28.85	29.76	6.9	17520	21.1																																				
		27-Sep-16	1015	28.76	29.67	6.8	17560	22.3	0.07	<0.001	0.399	<0.001	<0.0001	<0.001	<0.001	0.002	1.16	<0.001	1.9	0.006	<0.01	0.086	<0.0001	6.91	20500	168	425	3920	82	216	5060	255	<1	<1	3150	3150	211	1.14	2.72	0.06	0.08	0.14	**12800**
		26-Oct-16	1430	28.79	29.7	6.8	17650	22.3																																				
		25-Nov-16	1340	28.78	29.69	6.8	17420	22.1																																				
		19-Dec-16	1340	28.79	29.7	6.7	17910	22.8																																				
		24-Jan-17	1320	28.84	29.75	6.8	18100	23.2																																				
		21-Feb-17	1445	28.81	29.72	6.8	17920	22.7																																				
		28-Mar-17	1415	28.72	29.63	6.9	18740	22.6																																				
		20-Apr-17	1430	28.78	29.69	6.8	18860	22.8																																				
		30-May-17	1230	28.76	29.67	6.8	17960	22.3																																				
		27-Jun-17	1425	28.76	29.67	6.8	18150	21.8																																				
		25-Jul-17	1420	28.78	29.69	6.9	18790	22																																				
		28-Aug-17	1250	28.85	29.76	6.8	18470	21.9																																				
		25-Sep-17	1230	28.85	29.76	6.8	19340	21.6	0.04	<0.001	0.361	<0.001	<0.0001	<0.001	0.001	0.003	0.78	<0.001	1.79	0.004	<0.01	0.024	<0.0001	7.5	21200	180	438	4340	85	236	5240	323	<1	<1	2820	2820	211	5.62	3.55	<0.01	0.06	0.06	**13400**
		27-Oct-17	1150	28.82	29.73	6.8	19240	22.4																																				
		24-Nov-17	1435	28.83	29.74	6.8	19570	22.8																																				
		19-Dec-17	1410	28.83	29.74	6.7	19510	23.4																																				
		31-Jan-18	1300	28.92	29.83	6.7	19420	22.8																																				
		20-Feb-18	1315	28.79	29.7	6.8	19230	22.1																																				
		27-Mar-18	1400	28.79	29.7	6.8	19170	22.7																																				
		26-Apr-18	1350	28.93	29.84	6.8	19110	21.9																																				
		25-May-18	1215	28.81	29.72	6.8	19050	21.5																																				
		25-Jun-18	1450	28.92	29.83	6.8	19170	21.6																																				
		25-Jul-18	1435	29.06	29.97	6.8	19400	21.9																																				
		29-Aug-18	1315	28.92	29.83	6.8	19500	21.7																																				
		26-Sep-18	1320	28.96	29.87	6.8	19100	21.4	0.17	<0.001	0.309	<0.001	<0.0001	<0.001	0.003	0.011	0.76	0.012	1.61	0.008	<0.01	0.064	<0.0001	7.12	21800	155	371	3840	80	207	6000	364	<1	<1	2500	2500	227	4.48	2.79	0.01	0.4	0.41	**14800**
		29-Oct-18	1335	28.85	29.76	6.9	19080	22.4																																				
		26-Nov-18	1500	28.78	29.69	6.9	19100	22.5																																				
		20-Dec-18	1400	28.82	29.73	6.9	19180	22.4																																				
		24-Jan-19	1255	28.78	29.69	6.9	18970	23.5																																				
P3	**NG3**	**1-Nov-07**	1530	9.92	10.85																																							
		17-Dec-07		10.07	11.00																																							
Depth	**45**	**23-Jan-08**	1400	9.32	10.25																																							
Format.	**Pamboola**	**3-Mar-08**	1640	9.87	10.80																																							
		2-Apr-08	1200	9.89	10.83																																							
		9-May-08	1002	9.90	10.83																																							
		2-Jun-08	1353	9.90	10.84																																							
		1-Jul-08	1345	9.91	10.84																																							
		11-Aug-08	1610	9.92	10.85																																							
		9-Sep-08	1300	9.77	10.70	7.07	1340	20.2		0.005	0.092	0.002	0.0002	0.004	0.006	0.002	0.76	0.030	0.496	0.014	<0.01	0.014	<0.0001		15800	331	504	3190	60	198	5250	**1230**	<1	<1	1310	1310	200	0.44	0.94				**11700**
		14-Nov-08	0930	9.89	10.83																																							
		1-Dec-08	1120	9.86	10.80																																							
		12-Jan-09	1223	9.86	10.80																																							
		9-Dec-09	0945	9.90	10.83	6.64	18620	25.8	0.02	<0.001				<0.005		0.004	<0.05	<0.001	0.348	0.025		0.016	<0.0001	6.82	14500	257	467	3440	51	202	5230	**1160**	<1	<1	1270	1270	197	1.24		0.02	<0.01	<0.01	
		24-Feb-10	0920	9.90	10.83																																							
		23-Jun-10	1205	9.92	10.85	6.3	18570	21	<0.01	0.003				<0.001		0.012	<0.05	0.003	0.358	0.014		0.069	<0.0001	6.68	13900	266	450	3490	53	203	5860	**1310**	<1	<1	1340	1340	219	3.79		<0.01	0.03	0.03	
		3-Sep-10	0915	9.89	10.82	6.57	17620	21.1																																				
		8-Feb-11	1200	9.90	10.83	6.48	14780	25.9	<0.01	0.003				<0.005		0.004	<0.05	<0.001	0.27	0.013		0.014	<0.0001	6.47	18800	300	0.27	3040	50	190	5100	**1120**	<1	<1	1240	1240	192	0.59		0.02	0.02	0.02	
		08-Jun-11	1240	9.89	10.82	6.55	14430	20.4																																				
		27-Sep-11	1020	9.88	10.81	6.51	16030	21.3	0.02	<0.001	0.125	<0.001	<0.0001	0.001	0.005	0.015	0.2	0.004	0.355	0.02	<0.01	0.071	<0.0001	7.7	19000	275	526	3760	44	222	5670	**1310**	<1	<1	1230	1230	212	2.26	0.35	<0.01	<0.01	<0.01	**12100**
		3-Jan-12	1050	8.85	9.78	6.56	15820	22.5																																				
		28-Mar-12	915	9.84	10.77	7.15	13220	22.4	0.11	0.001	0.116	<0.001	0.0001	0.001	<0.001	0.034	0.18	**0.242**	0.015	0.032	<0.01	0.167	<0.0001	7.42	18200	303	532	3900	48	230	5810	**1450**	<1	<1	1220	1220	218	2.5	<0.10	<0.01	0.38	0.38	**11300**
		25-Jun-12	915	9.87	10.8	6.82	18250	19.5																																				
		11-Sep-12	1010	9.84	10.77	6.7	15880	21.6	0.06	0.003	0.098	<0.001	0.0001	<0.001	0.003	0.041	0.17	0.004	0.304	0.015	<0.01	0.132	<0.0001	7.47	18400	290	540	3960	59	233	5910	**1250**	<1	<1	1440	1440	222	2.44	<0.10	<0.01	<0.01	<0.01	**12300**
		04-Dec-12	1115	9.85	10.78	6.82	15790	22																																				
		03-Apr-13	910	9.87	10.8	6.95	15800	20.2	0.88	<0.001	0.108	<0.001	0.0003	0.002	0.001	0.096	0.94	0.005	0.044	0.013	<0.01	0.308	<0.0001	7.22	18800	343	555	3620	70	222	5240	**1350**	<1	<1	1280	1280	202	4.83	0.04	<0.01	0.31	0.31	**11700**
		04-Jul-13	945	9.87	10.8	7.04	16920	20.6																																				
		03-Sep-13	900	9.87	10.8	7.05	16500	21.7	0.23	<0.001	0.101	<0.001	0.0003	<0.001	<0.001	0.219	1.48	0.011	0.045	0.01	<0.01	0.306	<0.0001	7.76	18700	285	530	3900	58	229	5600	**1200**	<1	<1	1230	1230	208	4.89	0.04	<0.01	0.36	0.36	**12000**
		02-Dec-13	920	9.81	10.74	7.1	17740	20.7																																				
		07-Mar-14	1025	9.83	10.76	7	17200	22	0.44	0.001	0.13	<0.001	0.0002	0.016	0.002	0.111	1.61	0.026	0.243	0.018	<0.01	0.307	<0.0001	7.19	18700	302	539	4180	71	243	5060	**1270**	<1	<1	1220	1220	194	11.3	<0.10	<0.01	0.44	0.44	**12300**
		10-Jun-14	915	9.86	10.79	6.9	17550	20.2																																				
		29-Sep-14	900	9.84	10.77	6.6	17380	21.1	0.03	<0.001	0.115	<0.001	0.0002	<0.001	0.004	0.057	0.08	0.004	0.288	0.013	<0.01	0.193	<0.0001	7.5	18700	188	482	2920	52	177	5380	**1340**	<1	<1	1120	1120	202	6.51	0.1	0.05	0.08	0.13	**11900**
		05-Dec-14	1135	9.85	10.78	6.8	17410	21.7																																				
		12-Mar-15	1050	9.81	10.74	6.9	17380	22.3	0.02	<0.001	0.088	<0.001	<0.0001	0.007	0.004	0.021	0.26	0.004	0.262	0.013	<0.01	0.196	<0.0001	7.46	18600	318	544	3690	49	222	5250	**1260**	<1	<1	1330	1330	201	5.06	0.11	<0.01	0.07	0.07	**11800**
		03-Jun-15	900	9.85	10.78	6.8	18010	20.6																																				
		08-Sep-15	910	9.77	10.7	6.9	17300	20.3	0.05	0.001	0.132	<0.001	<0.0001	<0.001	0.003	0.012	0.86	0.004	0.295	0.01	<0.01	0.285	<0.0001	7.54	18600	290	390	3000	47	178	4440	**1080**	<1	<1	1160	1160	171	2.09	0.19	<0.01	0.01	0.01	**12100**
		09-Dec-15	1200	9.82	10.75	7	18180	21.9																																				
		08-Mar-16	1220	9.80	10.73	7.1	17570	23.6	0.09	<0.001	0.091	<0.001	0.0001	<0.001	<0.001	0.068	0.3	0.004	0.115	0.01	<0.01	0.226	<0.0001	7.72	18900	285	451	3170	45	190	5270	**1390**	<1	<1	1130	1130	200	2.53	0.03	<0.01	0.82	0.82	**12600**
		02-Jun-16	1030	9.82	10.75	7.1	17340	20.2																																				
		27-Sep-16	1115	9.77	10.7	7.1	16670	22.8	0.09	<0.001	0.087	<0.001	0.0002	<0.001	<0.001	0.034	0.22	0.002	0.143	0.012	<0.01	0.242	<0.0001	7.58	18600	283	493	3330	42	201	4780	**1390**	<1	<1	1350	1350	191	2.5	<0.01	<0.01	0.63	0.63	**11800**
		27-Oct-16	1035	9.81	10.74	7.1	16590	22.5																																				
		25-Nov-16		9.75	10.68	7.1	16430	22.6																																				
		21-Dec-16	1115	9.74	10.67	7	16720	22.3																																				
		20-Jan-17	1220	9.77	10.7	7.1	16690	22.6																																				
		21-Feb-17				No access																																						
		29-Mar-17	1350	9.65	10.58	7.1	15870	22.1																																				
		27-Apr-17	1015	9.75	10.68	7	16490	20.5																																				
		30-May-17	1110	9.73	10.66	7	16240	19.8																																				
		27-Jun-17	1115	9.76	10.69	7	16310	19.9																																				
		28-Jul-17	1030	9.73	10.66	7.1	16520	20																																				
		28-Aug-17	1040	9.75	10.68	7	17320	20.3																																				
		25-Sep-17	1110	9.64	10.57	7.1	17320	22.1	0.03	<0.001	0.084	<0.001	0.0001	<0.001	0.001	0.02	0.18	<0.001	0.182	0.01	<0.01	0.191	<0.0001	7.63	19900	282	472	3280	44	197	4920	**1120**	<1	<1	948	948	181	4.15	0.02	<0.01	0.68	0.68	**10500**
		27-Oct-17	1045	9.70	10.63	7.1	17140	22.4																																				
		28-Nov-17	1125	9.78	10.71	6.9	17560	22																																				
		20-Dec-17	1015	9.71	10.64	6.9	17720	22.3																																				
		31-Jan-18	1000	9.80	10.73	6.8	18130	22.1																																				
		27-Feb-18	1000	9.76	10.69	6.8	18020	21.7																																				
		28-Mar-18	1020	9.77	10.7	6.8	18100	21.6																																				
		26-Apr-18	1025	9.76	10.69	6.8	18270	21.7																																				
		28-May-18	1025	9.80	10.73	6.8	17680	20.9																																				
		25-Jun-18				No access																																						
		30-Jul-18	930	9.77	10.7	6.9	17440	20.8																																				
		30-Aug-18	915			6.8	17150	20.8																																				
		26-Sep-18	1010	9.75	10.68	6.9	17330	20.3	0.05	<0.001	0.072	<0.001	<0.0001	<0.001	0.004	0.013	0.54	0.001	0.195	0.009	<0.01	0.105	<0.0001	7.36	20000	259	398	2790	38	168	5490	**1180**	<1	<1	1140	1140	202	9.24	0.03	<0.01	0.21	0.21	**8900**

Site ID	Piezometer / Water Bore	Date	Time	Depth to Water - mbgl	Depth to Stand - mbtoc	Field Parameters			Total Metals																	Major Cations					Major Anions												
						pH - Field	EC - Field - µs/cm	Temp - Field - °C	Aluminium (Al) mg/L	Arsenic (As) - mg/L	Barium (Ba) - mg/L	Beryllium (Be) - mg/L	Cadmium (mg/L)	Chromium (Cr) - mg/L	Cobalt (Co) - mg/L	Copper (Cu) - mg/L	Iron (Fe) - mg/L	Lead (Pb) - mg/L	Manganese (Mn) - mg/L	Nickel (Ni) - mg/L	Vanadium (V) - mg/L	Zinc (Zn) - mg/L	Mercury (Hg) - mg/L	pH Lab	EC - Lab - µs/cm	Calcium (Ca) - mg/L	Magnesium (Mg) - mg/L	Sodium (Na) - mg/L	Potassium (K) - mg/L	Total Cations - meq/L	Chloride (Cl) - mg/L	Sulfate (SO4) - mg/L	Hydroxide Alkalinity as CaCO3 - mg/L	Carbonate Alkalinity as CaCO3 - mg/L	Bicarbonate Alkalinity as CaCO3 - mg/L	Alkalinity - mg/L	Total Anions - meq/L	Ionic Balance	Ammonia as Nitrogen (N)	Nitrite as N - mg/L	Nitrate as N - mg/L	NOX as N - mg/L	Total Dissolved Solids
ANZECC Guideline - stock drinking water									*5*	*0.5*			*0.01*	*1*	*1*	*1*		*0.1*		*1*		*20*	*0.002*			*1000*						*1000*									*1500*	*400*		*4000*
		30-Oct-18	900	9.76	10.69	6.9	18490	21.9																																			
		29-Nov-18	1100	9.72	10.65	6.9	18560	21.6																																			
		20-Dec-18	1035	9.73	10.66	6.9	18900	22.6																																			
		31-Jan-19				No access																																					
P4	**NG4**	**1-Nov-07**	1610	18.49	19.40																																						
		11-Dec-07		18.09	19.00																																						
Depth	**30**	**17-Dec-07**		18.09	19.00																																						
Format.	**Napperby**	**23-Jan-08**	1225	17.82	18.73																																						
		3-Mar-08	1505	18.3	19.21																																						
		2-Apr-08	1305	18.29	19.20																																						
		9-May-08	1110	18.26	19.17																																						
		2-Jun-08	1505	18.275	19.19																																						
		1-Jul-08	1448	18.24	19.15																																						
		11-Aug-08	1703	18.19	19.10																																						
		9-Sep-08	1400	17.99	18.9	6.7	1560	21.2		0.008	0.265	0.003	<0.0001	0.005	0.033	0.006	3.93	0.027	6.20	0.024	<0.01	0.013	<0.0001		17700	355	699	4550	124	276	7650	**1700**	<1	<1	1840	1840	288	2.10	1.70				**16800**
		14-Nov-08	0920	18.16	19.06																																						
		1-Dec-08	1315	18.12	19.02																																						
		12-Jan-09	1239	18.10	19.00																																						
		23-Feb-09	1045	18.06	18.96																																						
		9-Jun-09	1100	18.55	19.40	6.9	25600	20.8		0.003	0.165	<0.001	<0.0001	0.056	0.026	0.006	14.4	0.047	4.99	0.066	0.02	0.044	<0.0001		25200	288	640	5670	86	316	7850	**1470**	<1	<1	2220	2220	297	3.1	0.48				**16200**
		24-Aug-09	1310	18.11	18.99																																						
		18-Nov-09	1455	18.12	19.00	6.51	25700	25.1	0.04	0.004				<0.005		0.013	<0.05	0.009	3.61	0.043		0.053	<0.0001	6.73	23700	351	706	6200	115	348	8700	**1560**	<1	<1	1850	1820	314	5.04		<0.01	0.1	0.1	
		18-Feb-10	1100	17.88	18.76																																						
		22-Jun-10	1420	18.09	18.97	8.2	25700	22	<0.01	0.001				<0.005		0.006	0.09	0.001	3.19	0.024		0.032	<0.0001	6.71	23700	249	591	5070	98	284	8020	**1430**	<1	<1	2340	2340	303	3.22		<0.01	0.04	0.04	
		3-Sep-10	1130	17.98	18.86	6.69	24290	22.1																																			
		7-Feb-11	1430	17.97	18.85	6.94	19920	28.6	0.01	0.004				<0.001		0.015	<0.05	<0.001	3.19	0.009		0.029	<0.0001	6.42	25600	232	599	5580	103	306	8050	**1490**	<1	<1	2070	2070	299	1.1		<0.01	0.05	0.05	
		08-Jun-11	1350	17.93	18.81	6.80	19820	20.8																																			
		27-Sep-11	1050	17.91	18.79	6.70	22130	22.5	0.03	0.008	0.104	<0.001	<0.0001	0.001	0.02	0.01	0.17	0.01	2.61	0.027	<0.01	0.076	<0.0001	7.83	26600	179	661	5690	89	313	7730	**1690**	<1	<1	1970	1970	293	3.36	0.8	<0.01	0.1	0.1	**17200**
		3-Jan-12	1000	17.82	18.70	6.45	22910	23.4																																			
		22-Mar-12	1050	17.77	18.65	6.75	19830	23.6	0.48	<0.001	0.112	<0.001	<0.0001	0.003	0.02	0.048	0.58	0.012	2.97	0.028	<0.01	0.143	<0.0001	7.42	24800	240	592	5260	99	292	7590	**1780**	<1	<1	1990	1990	291	0.17	1.37	0.15	0.01	0.16	**17500**
		01-Jun-12	1100	17.87	18.75	6.69	17650	21.3																																			
		10-Sep-12	1150	17.88	18.76	6.4	24900	21.9	0.05	0.002	0.101	<0.001	<0.0001	0.002	0.018	0.019	1.24	0.004	2.47	0.017	<0.01	0.064	<0.0001	7.21	26400	219	593	5660	110	309	7510	**1670**	<1	<1	2380	2380	294	2.39	0.96	<0.01	0.3	0.3	**17100**
		04-Dec-12	1025	17.86	18.74	6.53	25500	23.1																																			
		07-Mar-13	1240	17.82	18.7	6.52	25400	24.8	**5.75**	0.006	1.39	<0.001	0.0002	0.018	0.023	0.072	23.3	0.05	4.49	0.026	0.03	0.133	<0.0001	6.79	26400	280	716	5420	131	312	7300	**1650**	<1	<1	2340	2340	287	4.15	3.78	0.02	0.67	0.69	**15500**
		03-Jul-13	1300	17.97	18.85	6.91	24860	21.8																																			
		03-Sep-13	930	18.02	18.9	6.97	23400	21.9	2.65	0.004	0.312	<0.001	0.0002	0.007	0.008	0.317	9.38	**0.13**	2.68	0.012	0.01	0.312	<0.0001	7.73	25900	262	695	5850	133	328	7700	**1680**	<1	<1	2170	2170	296	4.97	19.6	1.14	2.88	4.02	**10800**
		04-Dec-13	1100	17.94	18.82	6.9	24600	23.4																																			
		07-Mar-14	1055	17.97	18.85	6.9	25600	24.1	0.52	0.002	0.14	<0.001	0.0004	0.021	0.007	0.159	1.43	0.033	2.69	0.019	<0.01	0.318	<0.0001	7.15	26300	266	708	5980	151	336	6860	**1680**	<1	<1	2190	2190	272	10.4	5.21	<0.01	3.71	3.71	**17800**
		10-Jun-14	945	17.98	18.86	7	25450	20.5																																			
		29-Sep-14	920	17.92	18.8	6.8	25840	22	0.18	0.003	0.123	<0.001	0.0002	0.004	0.009	0.051	2.18	0.012	2.44	0.014	<0.01	0.17	<0.0001	7.28	26200	217	603	4330	108	252	7430	**1560**	<1	<1	2010	2010	282	5.77	6.15	<0.01	0.07	0.07	**16500**
		04-Dec-14	1250	17.94	18.82	6.9	25190	21.7																																			
		11-Mar-15	1245	17.86	18.74	6.6	23460	24.4	0.59	<0.010	0.166	<0.010	<0.0010	<0.010	0.013	0.03	2.65	0.025	2.58	0.014	<0.10	0.111	<0.0001	7.23	24400	223	553	4580	90	258	7540	**1620**	<1	<1	2170	2170	290	5.79	4.67	0.08	3.74	3.82	**15700**
		04-Jun-15	1400	17.91	18.79	6.7	23370	21.9																																			
		09-Sep-15	1035	17.76	18.64	6.6	25280	21.8	<0.10	<0.010	0.103	<0.010	<0.0010	<0.010	<0.010	<0.010	2.17	<0.010	1.87	<0.010	<0.10	0.084	<0.0001	7.19	26400	221	513	4200	81	238	5640	**1660**	<1	<1	2200	2200	238	0.06	3.48	<0.01	0.29	0.29	**16900**
		09-Dec-15	1135	17.75	18.63	6.5	25400	22.8																																			
		08-Mar-16	1150	17.73	18.61	7	23970	23.3	0.17	<0.010	0.153	<0.010	<0.0010	<0.010	<0.010	0.058	0.65	<0.010	2.38	0.011	<0.10	0.365	<0.0001	7.46	26000	242	593	4800	91	272	6930	**1860**	<1	<1	1890	1890	272	0.02	2.45	0.23	6.51	6.74	**17600**
		01-Jun-16	1220	17.68	18.56	7	23560	21.7																																			
		26-Sep-16	1430	17.55	18.43	6.9	24270	21.5	0.1	0.002	0.114	<0.001	0.0002	<0.001	0.012	0.029	0.43	0.008	2.55	0.016	<0.01	0.346	<0.0001	7.23	25800	276	670	5070	92	292	7400	**1560**	<1	<1	2390	2390	289	0.46	2.56	<0.01	0.53	0.53	**16800**
		26-Oct-16	1325	17.59	18.47	6.8	24120	21.9																																			
		23-Nov-16	1310	17.48	18.36	6.7	24050	23.1																																			
		19-Dec-16	1315	17.53	18.41	6.7	24140	23																																			
		24-Jan-17	1055	17.52	18.4	6.7	24250	22.8																																			
		21-Feb-17	1330	17.54	18.42	6.9	24010	22.2																																			
		28-Mar-17	1315	17.46	18.34	6.7	23810	23.2																																			
		20-Apr-17	1320	17.51	18.39	6.7	23940	22.5																																			
		24-May-17	1355	17.49	18.37	6.6	24230	22.7																																			
		30-Jun-17	1210	17.48	18.36	6.6	24120	21.3																																			
		28-Jul-17	1110	17.48	18.36	6.5	24860	21.2																																			
		28-Aug-17	1115	17.50	18.38	6.5	23960	21.8																																			
		25-Sep-17	1145	17.45	18.33	6.6	24480	22.1	0.02	<0.001	0.076	<0.001	<0.0001	<0.001	0.013	0.001	2.98	<0.001	1.71	0.008	<0.01	0.018	<0.0001	5.05	28100	218	591	4840	87	272	6820	**1550**	<1	<1	326	326	231	8.16	1.42	<0.01	<0.01	<0.01	**17600**
		27-Oct-17	1115	17.42	18.3	6.7	24560	22.7																																			
		28-Nov-17	930	17.41	18.29	6.6	24760	22.6																																			
		21-Dec-17	940	17.38	18.26	6.6	24560	23.4																																			
		25-Jan-18	1330	17.36	18.24	6.6	24370	23.6																																			
		20-Feb-18	1145	17.34	18.22	6.7	24410	22.9																																			
		27-Mar-18	1340	17.38	18.26	6.7	24450	22.8																																			
		24-Apr-18	1250	17.44	18.32	6.6	24200	22.4																																			
		28-May-18	1055	17.41	18.29	6.6	24890	21.5																																			
		25-Jun-18	1330	17.44	18.32	6.6	24698	22.2																																			
		30-Jul-18	1010	17.38	18.26	6.9	24480	21.2																																			
		27-Aug-18	930	17.35	18.23	6.9	24160	21.6																																			
		20-Sep-18	1300	17.40	18.28	6.9	24900	22	0.86	0.002	0.091	<0.001	<0.0001	0.003	0.012	0.039	4.32	0.038	1.51	0.011	<0.01	0.167	<0.0001	7.32	26200	199	572	4860	87	271	8350	**1730**	<1	<1	1960	1960	311	6.9	1.21	<0.01	0.27	0.27	**20100**
		29-Oct-18	1210	17.26	18.14	6.9	24720	22.8																																			
		29-Nov-18	1130	17.27	18.15	6.8	24500	22																																			
		14-Dec-18	1245	17.26	18.14	6.8	24930	22.7																																			
		24-Jan-19	1145	17.27	18.15	6.7	23860	23.9																																			
P5	**NG5**	**1-Nov-07**	1620	29.06	30.00																																						
		11-Dec-07		29.06	30.00																																						
Depth	**30**	**17-Dec-07**		29.06	30.00																																						
Format.	**Pamboola**	**23-Jan-08**	1240	28.36	29.30																																						
		3-Mar-08	1455	27.97	28.91																																						
		2-Apr-08	1315	27.475	28.42																																						
		9-May-08	1120	26.92	27.86																																						
		2-Jun-08	1516	26.605	27.55																																						
		1-Jul-08	1500	26.26	27.20																																						
		14-Aug-08	1515	25.78	26.72																																						
		12-Sep-08	1015	26.56	27.5	7	1050	20.8		0.007	0.368	0.003	0.0002	0.004	0.019	0.007	2.01	0.081	1.92	0.051	<0.01	0.031	<0.0001		24600	456	494	3960	71	238	7300	719	<1	<1	1860	1860	258	4.16	2.03				**12700**
		14-Nov-08	0908	27.06	28																																						
		1-Dec-08	1109	26.81	27.75																																						
		12-Jan-09	1249	26.41	27.35																																						
		16-Feb-09	1356	25.79	26.72																																						
		9-Jun-09	1215	25.06	25.99	6.6	25800	20.4		0.014	0.985	0.001	0.0003	0.032	0.022	0.597	19.7	**0.336**	1.16	0.091	0.04	1.14	0.0002		25100	361	536	5700	63	312	8230	765	<1	<1	1920	1920	286	4.19	0.91				**15900**
		1-Dec-09	1245	24.68	25.62	6.74	25600	25.8	<0.01	0.001				0.009		0.095	<0.05	0.008	0.659	0.053		0.167	<0.0001	6.76	20800	381	577	5830	73	322	8480	739	<1	<1	1940	1940	294	4.54		0.26	6.42	6.68	
		18-Feb-10	1115	24.99	25.93																																						
		23-Jun-10	1305	23.58	24.52	6.74	26100	22	<0.01	<0.001				<0.001		0.007	<0.05	<0.001	0.402	0.029		0.055	<0.0001	6.77	18300	314	503	5550	74	300	9320	996	<1	<1	1900	1900	322	3.43		<0.01	8.45	8.45	
		3-Sep-10	1150	23.53	24.47	6.75	16840	22.5																																			
		9-Feb-11	1230	23.05	23.99	6.69	19520	26.3	0.03	0.006				0.006		0.16	<0.05	0.003	0.435	0.028		0.949	<0.0001	6.76	27200	359	570	3040	83	332	8610	**1070**	<1	<1	1970	1970	304	4.33		<0.01	5.32	5.32	
		31-May-11	1130	22.90	23.84	6.70	20750	21.7																																			
		27-Sep-11	1130	22.05	22.99	6.72	22880	23.4	0.07	0.006	0.214	0.001	0.0003	0.001	0.009	0.032	0.22	0.014	0.791	0.042	<0.01	0.095	<0.0001	7.71	27000	208	578	5980	72	320	8460	918	<1	<1	1830	1830	294	4.14	0.62	<0.01	1.33	1.33	**17400**
		3-Jan-12	1120	22.72	23.66	6.61	22600	24.1																																			
		22-Mar-12	1120	22.65	23.59	6.81	21700	24.3	0.46	<0.001	0.2	<0.001	0.0002	0.002	0.009	0.185	0.87	0.026	0.525	0.032	<0.01	0.375	<0.0001	7.54	26500	202	592	6210	91	331	8990	993	<1	<1	1930	1930	313	2.84	0.95	<0.01	0.11	0.11	**18700**
		01-Jun-12	1130	22.60	23.54	6.77	20600	22.1																																			
		10-Sep-12	1130	22.48	23.42	6.4	15630	22.8	0.14	0.001	0.159	<0.001	<0.0001	0.001	0.008	0.033	0.41	0.008	0.712	0.028	<0.01	0.064	<0.0001	7.35	27200	179	524	6030	92	317	8140	926	<1	<1	2160	2160	292	4.02	1.06	0.01	0.45	0.46	**17100**

Site ID	Piezometer / Water Bore	Date	Time	Depth to Water - mbgl	Depth to Stand - mbtoc	Field Parameters			Total Metals																	Major Cations					Major Anions												
						pH - Field	EC - Field - µs/cm	Temp - Field - °C	Aluminium (Al) mg/L	Arsenic (As) - mg/L	Barium (Ba) - mg/L	Beryllium (Be) - mg/L	Cadmium (mg/L)	Chromium (Cr) - mg/L	Cobalt (Co) - mg/L	Copper (Cu) - mg/L	Iron (Fe) - mg/L	Lead (Pb) - mg/L	Manganese (Mn) - mg/L	Nickel (Ni) - mg/L	Vanadium (V) - mg/L	Zinc (Zn) - mg/L	Mercury (Hg) - mg/L	pH Lab	EC - Lab - µs/cm	Calcium (Ca) - mg/L	Magnesium (Mg) - mg/L	Sodium (Na) mg/L	Potassium (K) - mg/L	Total Cations - meq/L	Chloride (Cl) - mg/L	Sulfate (SO4) - mg/L	Hydroxide Alkalinity as CaCO3 - mg/L	Carbonate Alkalinity as CaCO3 - mg/L	Bicarbonate Alkalinity as CaCO3 - mg/L	Alkalinity - mg/L	Total Anions - meq/L	Ionic Balance	Ammonia as Nitrogen (N)	Nitrite as N - mg/L	Nitrate as N - mg/L	NOX as N - mg/L	Total Dissolved Solids
ANZECC Guideline - stock drinking water									*5*	*0.5*			*0.01*	*1*	*1*	*1*		*0.1*		*1*		*20*	*0.002*			*1000*						*1000*									*1500*	*400*		*4000*
		04-Dec-12	1000	22.57	23.51	6.47	26010	22.8																																			
		07-Mar-13	1300	22.66	23.6	6.58	26100	23.8	3.18	0.005	0.509	<0.001	0.0004	0.009	0.014	0.048	15.6	0.03	1.62	0.037	0.02	0.095	<0.0001	6.94	27500	283	593	5530	101	306	7900	896	<1	<1	2150	2150	284	3.64	1.86	0.03	0.06	0.09	**16700**
		03-Jul-13	1320	22.70	23.64	6.67	25800	22.1																																			
		04-Sep-13	1050	22.70	23.64	6.74	25100	23.6	0.35	<0.010	0.188	<0.010	<0.0010	<0.010	0.012	0.156	0.65	0.011	1.21	0.023	<0.10	0.246	<0.0001	7.36	27100	221	545	5820	106	312	8160	881	<1	<1	2110	2110	291	3.47	1.74	<0.01	0.53	0.53	**17300**
		02-Dec-13	1330	22.74	23.68	6.6	25200	23.7																																			
		07-Mar-14	1130	22.58	23.52	6.6	26800	23.6	0.68	0.002	0.26	<0.001	<0.0001	0.003	0.01	0.038	1.57	0.006	1.73	0.022	<0.01	0.05	<0.0001	7.03	27400	268	621	6690	133	359	7560	922	<1	<1	2170	2170	276	13.1	2.63	<0.01	0.03	0.03	**17300**
		10-Jun-14	1220	22.80	23.74	6.7	26500	21.8																																			
		25-Sep-14	1040	22.73	23.67	6.5	26750	21.8	0.44	0.003	0.251	<0.001	<0.0001	<0.001	0.014	0.013	0.94	0.003	1.98	0.024	<0.01	0.033	<0.0001	7.05	27300	239	574	5040	119	281	7900	944	<1	<1	2350	2350	289	1.43	2.38	<0.01	0.3	0.3	**17000**
		03-Dec-14	1135	22.75	23.69	6.6	25870	21.6																																			
		11-Mar-15	1310	22.60	23.54	6.6	26480	25.8	<0.10	<0.010	0.241	<0.010	<0.0010	<0.010	0.016	<0.010	<0.50	<0.010	2.06	0.03	<0.10	<0.050	<0.0001	7.25	27100	247	534	5340	84	291	8900	932	<1	<1	2340	2340	317	4.38	2.73	<0.01	0.1	0.1	**17200**
		03-Jun-15	1035	22.86	23.8	6.7	26120	19.8																																			
		10-Sep-15	1115	22.74	23.68	6.6	26830	22.7	<0.10	<0.010	0.189	<0.010	<0.0010	<0.010	0.01	<0.010	<0.50	<0.010	1.7	0.018	<0.10	0.07	<0.0001	6.97	27800	257	466	5230	78	281	8660	812	<1	<1	2190	2190	305	4.17	3.38	<0.01	<0.01	<0.01	**17000**
		09-Dec-15	1230	22.71	23.65	6.6	27340	22.6																																			
		09-Mar-16	1120	22.68	23.62	6.8	26310	24.1	0.52	0.002	0.236	<0.001	0.0001	0.001	0.008	0.073	1.26	0.007	1.78	0.018	<0.01	0.154	<0.0001	7.59	809	237	498	4910	82	268	7780	950	<1	<1	2160	2160	282	2.55	5.45	0.04	0.1	0.14	**16900**
		01-Jun-16	1240	22.67	23.61	6.7	25410	21.8																																			
		26-Sep-16	1400	22.81	23.75	6.6	25710	22.9	0.08	0.002	0.163	<0.001	<0.0001	<0.001	0.012	0.014	0.14	0.002	2.16	0.035	<0.01	0.093	<0.0001	7.3	27300	240	593	5420	81	299	8400	964	<1	<1	2320	2320	303	0.81	1.75	<0.01	0.64	0.64	**17500**
		26-Oct-16	1050	22.73	23.67	6.6	25610	23.1																																			
		23-Nov-16	1055	22.69	23.63	6.7	25440	22.9																																			
		19-Dec-16	1055	22.87	23.81	6.7	25270	23.4																																			
		20-Jan-17	1100	22.92	23.86	6.6	25380	23.4																																			
		21-Feb-17	1100	22.98	23.92	6.6	25790	23.1																																			
		28-Mar-17	1100	23.00	23.94	6.7	25560	22.9																																			
		20-Apr-17	1110	23.03	23.97	6.7	25380	22.1																																			
		24-May-17	1120	22.91	23.85	6.6	25560	22.3																																			
		30-Jun-17	1140	22.93	23.87	6.9	24730	20.4																																			
		25-Jul-17	1145	23.00	23.94	6.7	25660	22.7																																			
		24-Aug-17	1135	23.00	23.94	6.8	25290	22.4																																			
		21-Sep-17	1135	23.06	24	6.8	25520	23.1	0.18	0.001	0.166	<0.001	<0.0001	<0.001	0.014	0.005	0.41	<0.001	1.75	0.024	<0.01	0.038	<0.0001	7.35	26800	226	549	5470	80	296	8270	918	<1	<1	2440	2440	301	0.79	3.33	<0.01	0.08	0.08	**16400**
		25-Oct-17	1140	23.26	24.2	6.9	25460	23.1																																			
		24-Nov-17	1130	23.31	24.25	6.7	26100	23.7																																			
		19-Dec-17	1120	23.32	24.26	6.6	25900	23.3																																			
		25-Jan-18	1115	23.30	24.24	6.7	25400	24																																			
		20-Feb-18	1120	23.27	24.21	6.7	25710	22.8																																			
		27-Mar-18	1110	23.26	24.2	6.6	25690	22.3																																			
		24-Apr-18	1220	23.18	24.12	6.5	25420	22.9																																			
		28-May-18	1120	23.43	24.37	6.6	25610	21.8																																			
		25-Jun-18	1115	23.45	24.39	6.8	26030	21.2																																			
		25-Jul-18	1115	23.41	24.35	6.7	25850	21.8																																			
		27-Aug-18	1010	23.38	24.32	6.6	25320	22.2																																			
		20-Sep-18	1140	23.44	24.38	6.6	25300	22.8	0.34	0.002	0.196	<0.001	<0.0001	<0.001	0.014	0.016	1.27	0.004	1.54	0.022	<0.01	0.1	<0.0001	6.94	26200	200	468	4770	72	258	8770	785	<1	<1	2040	2040	304	8.3	3.39	<0.01	0.16	0.16	**20000**
		29-Oct-18	1140	23.38	24.32	6.8	25180	23																																			
		26-Nov-18	1140	23.38	24.32	6.8	24800	22.9																																			
		14-Dec-18	1215	23.31	24.25	6.8	25780	23.9																																			
		25-Jan-19	1200	23.12	24.06	6.8	24130	24.2																																			
P6	**NG6**	**1-Nov-07**	1640	90.21	91.10																																						
		11-Dec-07		90.11	91.00																																						
Depth	**90**	**17-Dec-07**		90.11	91.00																																						
Format.	**Pilliga Sand.**	**23-Jan-08**	1315	89.37	90.26																																						
		3-Mar-08	1440	89.91	90.80																																						
		2-Apr-08	1330	89.93	90.82																																						
		9-May-08	1145	89.91	90.80																																						
		2-Jun-08	1533	89.92	90.81																																						
		1-Jul-08	1519	89.92	90.81																																						
		12-Aug-08	1055	89.86	90.75																																						
		10-Sep-08		89.11	90.00																																						
		14-Nov-08	1204	89.04	90.02																																						
		3-Dec-08	1336	89.05	90.03																																						
		23-Feb-09	1214	89.17	90.05																																						
		24-Aug-09	1400			Dry																																					
		17-Nov-09	1140			Dry																																					
		24-Feb-10	1035	89.82	90.71																																						
		24-Jun-10	1000			Dry																																					
		2-Sep-10	1400			Dry																																					
		9-Feb-11	1400			Dry																																					
		08-Jun-11	930	89.81	90.70	7.60	2320	18.5																																			
		26-Sep-11	930	89.97	90.86	Insufficient to sample																																					
		4-Jan-12	930	89.85	90.74	Insufficient to sample																																					
		28-Mar-12	1000	89.91	90.80	Insufficient to sample																																					
		25-Jun-12	1020			Insufficient to sample																																					
		11-Sep-12	1055			Dry																																					
		6-Dec-12	1040			Dry																																					
		3-Apr-13	1110			Dry																																					
		4-Jul-13	1325			Dry																																					
		3-Sep-13	1335			Dry																																					
		2-Dec-13	1115	90.43	91.32	Insufficient to sample																																					
		6-Mar-14	945			Dry																																					
		10-Jun-14	1015			Dry																																					
		29-Sep-14	950			Dry																																					
		3-Dec-14	1105			Dry																																					
		12-Mar-15	1115			Dry																																					
		4-Jun-15	1120			Dry																																					
		9-Sep-15	1100			Dry																																					
		9-Dec-15	920			Dry																																					
		8-Mar-16	915			Dry																																					
		1-Jun-16	1025			Dry																																					
		28-Sep-16	915			Dry																																					
		26-Oct-16	1120			Dry																																					
		23-Nov-16	1120			Dry																																					
		19-Dec-16	1120			Dry																																					
		24-Jan-17	900			Dry																																					
		21-Feb-17	1130			Dry																																					
		28-Mar-17	1130			Dry																																					
		20-Apr-17	1140			Dry																																					
		24-May-17	1150			Dry																																					
		27-Jun-17	1150			Dry																																					
		25-Jul-17	1215			Dry																																					
		24-Aug-17	1200			Dry																																					
		21-Sep-17	1200			Dry																																					
		25-Oct-17	1210			Dry																																					
		24-Nov-17	1155			Dry																																					
		19-Dec-17	1145			Dry																																					
		25-Jan-18	1140			Dry																																					
		27-Feb-18	1025			Dry																																					
		27-Mar-18	1135			Dry																																					

Site ID	Piezometer / Water Bore	Date	Time	Depth to Water - mbgl	Depth to Stand - mbtoc	Field Parameters			Total Metals																					Major Cations					Major Anions											
						pH - Field	EC - Field - µs/cm	Temp - Field - °C	Aluminium (Al) mg/L	Arsenic (As) - mg/L	Barium (Ba) - mg/L	Beryllium (Be) - mg/L	Cadmium (mg/L)	Chromium (Cr) - mg/L	Cobalt (Co) - mg/L	Copper (Cu) - mg/L	Iron (Fe) - mg/L	Lead (Pb) - mg/L	Manganese (Mn) - mg/L	Nickel (Ni) - mg/L	Vanadium (V) - mg/L	Zinc (Zn) - mg/L	Mercury (Hg) - mg/L	pH Lab	EC - Lab - µs/cm	Calcium (Ca) - mg/L	Magnesium (Mg) - mg/L	Sodium (Na) mg/L	Potassium (K) - mg/L	Total Cations - meq/L	Chloride (Cl) - mg/L	Sulfate (SO4) - mg/L	Hydroxide Alkalinity as CaCO3 - mg/L	Carbonate Alkalinity as CaCO3 - mg/L	Bicarbonate Alkalinity as CaCO3 - mg/L	Alkalinity - mg/L	Total Anions - meq/L	Ionic Balance	Ammonia as Nitrogen (N)	Nitrite as N - mg/L	Nitrate as N - mg/L	NOX as N - mg/L	Total Dissolved Solids
ANZECC Guideline - stock drinking water									*5*	*0.5*			*0.01*	*1*	*1*	*1*		*0.1*		*1*		*20*	*0.002*			*1000*						*1000*									*1500*	*400*		*4000*
		26-Apr-18	1100			Dry																																								
		25-May-18	920			Dry																																								
		25-Jun-18	1140			Dry																																								
		25-Jul-18	1145			Dry																																								
		29-Aug-18	1030			Dry																																								
		20-Sep-18	1210			Dry																																								
		30-Oct-18	940			Dry																																								
		26-Nov-18	1220			Dry																																								
		20-Dec-18	1110			Dry																																								
		24-Jan-19	925			Dry																																								
P7	NG7	1-Nov-07	1700	62.87	63.80																																									
		11-Dec-07		62.07	63.00																																									
Depth	90	17-Dec-07		62.07	63.00																																									
Format.	Pilliga Sand.	23-Jan-08	1335	90.47	91.40																																									
		3-Mar-08	1425	90.00	90.93																																									
		2-Apr-08	1400	91.07	92.00																																									
		9-May-08	1202	89.52	90.45																																									
		2-Jun-08	1553	92.07	93.00																																									
		1-Jul-08	1544	92.07	93.00																																									
		12-Aug-08	1135	91.07	92.00																																									
		10-Sep-08	1115	62.87	63.80	7.95	1170	20.5		<0.001	0.031	<0.001	<0.0001	0.005	0.003	0.006	0.79	**0.117**	0.095	0.005	<0.01	0.033	<0.0001		149	1	1	25	3	1.33	26	4	<1	<1	19	19	1.20		0.55				101
		14-Nov-08	1213	91.08	92.00																																									
		3-Dec-08	1350	91.08	92.00																																									
		23-Feb-09	1240	89.17	90.10																																									
		9-Jun-09	1425			Dry																																								
		24-Aug-09	1415	86.26	87.20	8.9	170	22.4		<0.001	0.064	<0.001	0.0002	0.007	0.004	0.016	2.72	0.022	0.074	0.012	<0.01	0.066	<0.0001		147	3	1	18	3	1.27	26.2	3.47	<1	<1	24	24	1.27		<0.01				107
		17-Nov-09	1230	62.84	63.78	5.52	212	25		<0.001	0.029	<0.001	0.0001	0.004	0.002	0.053	0.49	0.047	0.023	0.013	<0.01	0.173	<0.0001		160	2	1	19	3	1.11	27	3.09	<1	<1	22	22	1.27	-	<0.01				95
		24-Feb-10	1105	63.04	63.98																																									
		24-Jun-10	1110	62.99	63.93	7.96	222	20	0.02	<0.001				0.001		0.011	<0.05	0.021	0.016	0.008		0.114	<0.0001	6.6	169	3	3	36	4	2.07	33.5	4.28	<1	<1	45	45	1.93			<0.01	0.19	0.19	
		2-Sep-10	1350	62.86	63.80	6.81	202	23.9																																						
		9-Feb-11	1010	63.50	64.44	6.88	356	24.3	<0.01	<0.001				<0.005		0.03	<0.05	0.001	0.022	0.002		0.322	<0.0001	6.12	477	28	3	66	4	4.63	92	12	<1	<1	90	90	39.1			<0.01	0.26	0.26	
		08-Jun-11	1010	63.90	64.84	6.55	263	21.3																																						
		26-Sep-11	1015	62.90	63.84	6.65	245	22.3	0.82	0.005	0.052	<0.001	0.0002	0.004	0.003	0.036	0.89	0.07	0.028	0.028	<0.01	0.07	<0.0001	5.89	170	4	2	22	4	1.42	26	4	<1	<1	27	27	1.36		0.35	<0.01	0.24	0.24	104
		4-Jan-12	1010	88.59	89.53	6.38	148	22.3																																						
		28-Mar-12	1030	63.02	63.96	6.8	129	22.7	0.16	<0.001	0.032	<0.001	<0.0001	0.002	0.003	0.026	0.36	0.019	0.003	0.024	<0.01	0.087	<0.0001	6.23	152	1	2	24	4	1.36	25	4	<1	<1	35	35	1.49		0.14	<0.01	0.08	0.08	105
		25-Jun-12	1050	63.04	63.98	6.4	478	21.2																																						
		11-Sep-12	1115	62.96	63.9	6.36	225	23.5	0.64	<0.001	0.037	<0.001	<0.0001	0.003	0.002	0.006	0.89	0.005	0.031	0.003	<0.01	0.05	<0.0001	6.56	172	2	2	25	4	1.7	33	6	<1	<1	42	42	1.89	<0.01	<0.10	<0.01	0.09	0.09	118
		06-Dec-12	1110	62.96	63.9	6.48	467	24.8																																						
		03-Apr-13	1130	62.96	63.9	6.28	160	21.6	0.73	<0.001	0.046	<0.001	0.0002	0.004	0.003	0.028	1.43	0.026	0.047	0.003	<0.01	0.125	<0.0001	5.75	139	1	2	24	4	1.36	31	4	<1	<1	16	16	1.28		<0.01	<0.01	0.19	0.19	84
		04-Jul-13	1350	62.99	63.93	6.21	235	22																																						
		03-Sep-13	1310	63.06	64	5.72	168	22.7	2.05	<0.001	0.07	<0.001	<0.0001	0.005	0.004	0.065	3.32	0.026	0.087	0.005	<0.01	0.165	<0.0001	6.34	175	1	1	28	4	1.45	34	4	<1	<1	22	22	1.48		0.82	<0.01	0.16	0.16	148
		02-Dec-13	1210	63.02	63.96	5.7	154.7	21.3																																						
		06-Mar-14	1020	62.99	63.93	5.9	242	23	0.56	<0.001	0.036	<0.001	<0.0001	0.012	0.003	0.047	0.92	0.02	0.03	0.009	<0.01	0.12	<0.0001	6.07	221	2	2	31	3	1.69	41	10	<1	<1	26	26	1.88		0.04	<0.01	0.3	0.3	170
		10-Jun-14	1040	63.03	63.97	6.3	440	20.2																																						
		29-Sep-14	1020	63.04	63.98	6.4	257	22.7	1.07	0.001	0.047	<0.001	<0.0001	0.004	0.004	0.013	1.8	0.008	0.059	0.004	<0.01	0.056	<0.0001	6.03	162	<1	1	26	3	1.29	36	4	<1	<1	17	17	1.44		0.02	<0.01	0.2	0.2	101
		03-Dec-14	925	62.99	63.93	6.4	322	22.1																																						
		12-Mar-15	1130	63.21	64.15	7	302	24.1	1.23	<0.001	0.047	<0.001	<0.0001	0.006	0.003	0.01	2.01	0.009	0.05	0.006	<0.01	0.1	<0.0001	6.08	218	2	3	35	3	1.95	40	3	<1	<1	24	24	1.67		0.02	<0.01	0.13	0.13	120
		04-Jun-15	1140	63.03	63.97	7	346	23.5																																						
		09-Sep-15	1130	63.03	63.97	7	195	22.4	0.06	<0.001	0.028	<0.001	<0.0001	0.001	0.002	0.007	0.35	0.009	0.011	0.002	<0.01	0.048	<0.0001	5.97	170	3	3	30	3	1.78	27	6	<1	<1	22	22	1.33	----	0.05	<0.01	0.07	0.07	112
		09-Dec-15	950	63.03	63.97	6.9	153	21.6																																						
		08-Mar-16	945	63.08	64.02	6.1	173	22.1	0.06	<0.001	0.03	<0.001	<0.0001	0.001	0.002	0.015	0.09	0.001	0.007	0.002	<0.01	0.072	<0.0001	6.14	146	1	1	23	2	1.18	29	4	<1	<1	16	16	1.22	----	0.03	<0.01	0.14	0.14	100
		01-Jun-16	1050	62.10	63.04	6.1	256	20.3																																						
		28-Sep-16	1015	62.49	63.43	6	198	21.9	1.03	<0.001	0.048	<0.001	0.0002	0.007	0.002	0.184	1.85	**0.208**	0.06	0.007	<0.01	0.367	<0.0001	6.13	202	3	2	31	3	1.74	34	7	<1	<1	30	30	1.7	----	0.03	<0.01	0.24	0.24	120
		26-Oct-16	1150	63.04	63.98	6	288	21.9																																						
		23-Nov-16	1150	63.02	63.96	6.1	295	21.8																																						
		19-Dec-16	1150	62.99	63.93	6.1	310	22.2																																						
		24-Jan-17	930	63.07	64.01	6.2	389	22.3																																						
		21-Feb-17	1200	63.13	64.07	6.2	402	22.1																																						
		28-Mar-17	1200	63.04	63.98	6.3	415	22.5																																						
		20-Apr-17	1210	63.14	64.08	6.4	435	22.2																																						
		24-May-17	1215	63.02	63.96	6.3	510	21.8																																						
		27-Jun-17	1220	63.06	64	6.3	512	21.7																																						
		25-Jul-17	1245	63.08	64.02	6.2	393	21.5																																						
		24-Aug-17	1230	63.03	63.97	6.2	415	21.4																																						
		21-Sep-17	1230	63.03	63.97	6.2	247	22	0.35	<0.001	0.033	<0.001	<0.0001	0.002	0.002	0.004	0.7	0.009	0.019	0.002	<0.01	0.018	<0.0001	5.65	197	4	4	42	2	2.41	39	3	<1	<1	23	23	1.62	----	0.02	<0.01	0.12	0.12	142
		25-Oct-17	1235	63.01	63.95	6.3	296	22.3																																						
		24-Nov-17	1225	63.05	63.99	6.3	288	22.1																																						
		19-Dec-17	1215	63.03	63.97	6.3	339	22.2																																						
		25-Jan-18	1210	63.04	63.98	6.3	357	22.5																																						
		27-Feb-18	1050	63.09	64.03	6.3	403	22.4																																						
		27-Mar-18	1200	63.06	64	6.4	451	21.8																																						
		26-Apr-18	1130	63.07	64.01	6.5	460	21.7																																						
		25-May-18	955	63.13	64.07	6.5	465	21.2																																						
		25-Jun-18	1210	63.14	64.08	6.4	468	21.3																																						
		25-Jul-18	1215	63.05	63.99	6.4	374	21.6																																						
		29-Aug-18	1100	63.08	64.02	6.2	280	21																																						
		26-Sep-18	1040	63.07	64.01	6.3	256	20.6	0.52	<0.001	0.032	<0.001	<0.0001	0.002	0.002	0.002	0.67	0.004	0.025	0.002	<0.01	0.022	<0.0001	5.96	232	2	3	30	2	1.7	38	7	<1	<1	15	15	1.52	----	0.02	<0.01	0.15	0.15	153
		30-Oct-18	1010	63.11	64.05	6.4	387	20.9																																						
		26-Nov-18	1250	62.99	63.93	6.4	395	20.5																																						
		20-Dec-18	1140	63.05	63.99	6.5	430	20.6																																						
		24-Jan-19	1000	63.09	64.03	6.2	237	22.4																																						
P8	NC-110S	3-Mar-08	1345	62.23	63.00																																									
		2-Apr-08	1415	50.52	51.29																																									
Depth	65	9-May-08	1220	50.59	51.36																																									
Format.	Purlawaugh	2-Jun-08	1608	62.23	63.00																																									
		1-Jul-08	1558	50.57	51.34																																									
		12-Aug-08	1230	50.62	51.39																																									
		19-Aug-08	1515	50.63	51.40																																									
		12-Sep-08	0830	50.53	51.30	7.85	1120	21.2		<0.001	0.057	<0.001	<0.0001	<0.001	<0.001	0.001	0.09	0.004	0.037	<0.001	<0.01	0.007	<0.0001		805	33	10	121	9	7.96	64	20	<1	<1	276	276	7.74	1.35	0.14				455
		14-Nov-08	1247	50.55	51.33																																									
		3-Dec-08	1414	50.44	51.22																																									
		23-Feb-09	1326	50.48	51.30																																									
		09-Jun-09	1445			SWL >50				0.003	0.192	<0.001	0.0002	0.004	0.004	0.382	3.62	**0.374**	0.364	0.016	<0.01	0.967	<0.0001		490	29	8	59	7	4.85	44	<10	<1	<1	171	171	4.66	1.99	<0.01				360
		24-Aug-09	1500	50.20	51.24	SWL only																																								
		17-Nov-09	1330	50.32	51.36	7.45	414	25.2		<0.001	0.121	<0.001	0.0001	<0.001	<0.001	0.014	0.52	0.019	0.117	0.005	<0.01	0.07	<0.0001		423	12	4	57	6	3.59	27.2	10.3	<1	<1	137	137	3.72	1.81	0.06				240
		24-Feb-10	1130	50.36	51.40																																									
		24-Jun-10	1200	50.29	51.33	7.85	390	19	<0.01	<0.001				<0.001		0.002	<0.05	<0.001	0.006	0.003		0.04	<0.0001	7.05	358	14	4	55	7	3.56	27.7	8.75	<1	<1	131	131	3.58	0.33		<0.01	0.03	0.03	
		2-Sep-10	1425	50.19	51.23	6.93	360	24																																						
		9-Feb-11	1120	50.44	51.48	7.1	355	23.6	<0.01	<0.001				<0.001		0.012	<0.05	0.001	0.029	0.001		0.096	<0.0001	6.65	387	22	5	55	6	4.06	28	12	<1	<1	151	151	4.06	0.08		<0.01	0.63	0.63	
		08-Jun-11	1110	50.17	51.21	7.05	327	19.5																																						
		26-Sep-11	1200	50.21	51.25	6.98	321	19.8	0.98	0.006	0.143	<0.001	<0.0001	0.001	0.002	0.026	1.56	0.067	0.51	0.005	<0.01	0.1	<0.0001	6.72	346	12	4	55	6	3.47	24	7	<1	<1	128	128	3.38	1.33	0.15	<0.01	0.06	0.06	213

Site ID	Piezometer / Water Bore	Date	Time	Depth to Water - mbgl	Depth to Stand - mbtoc	Field Parameters: pH - Field	EC - Field - µs/cm	Temp - Field - °C	Total Metals: Aluminium (Al) mg/L	Arsenic (As) - mg/L	Barium (Ba) - mg/L	Beryllium (Be) - mg/L	Cadmium (mg/L)	Chromium (Cr) - mg/L	Cobalt (Co) - mg/L	Copper (Cu) - mg/L	Iron (Fe) - mg/L	Lead (Pb) - mg/L	Manganese (Mn) - mg/L	Nickel (Ni) - mg/L	Vanadium (V) - mg/L	Zinc (Zn) - mg/L	Mercury (Hg) - mg/L	pH Lab	EC - Lab - µs/cm	Major Cations: Calcium (Ca) - mg/L	Magnesium (Mg) - mg/L	Sodium (Na) - mg/L	Potassium (K) - mg/L	Total Cations - meq/L	Major Anions: Chloride (Cl) - mg/L	Sulfate (SO4) - mg/L	Hydroxide Alkalinity as CaCO3 - mg/L	Carbonate Alkalinity as CaCO3 - mg/L	Bicarbonate Alkalinity as CaCO3 - mg/L	Alkalinity - mg/L	Total Anions - meq/L	Ionic Balance	Ammonia as Nitrogen (N)	Nitrite as N - mg/L	Nitrate as N - mg/L	NOX as N - mg/L	Total Dissolved Solids
ANZECC Guideline - stock drinking water									*5*	*0.5*			*0.01*	*1*	*1*	*1*		*0.1*		*1*		*20*	*0.002*			*1000*						*1000*								*1500*	*400*		*4000*
		4-Jan-12	1130	50.20	51.24	6.76	298	22.5																																			
		28-Mar-12	1130	50.22	51.26	7.15	293	22.5	0.29	<0.001	0.118	<0.001	<0.0001	<0.001	<0.001	0.018	0.42	**0.23**	0.002	0.016	<0.01	0.067	<0.0001	7	341	15	5	48	7	3.43	26	6	<1	<1	122	122	3.3	1.92	0.17	<0.01	0.19	0.19	196
		25-Jun-12	1200	50.26	51.3	6.93	357	19.9																																			
		11-Sep-12	1230	50.21	51.25	6.87	308	22.8	0.15	<0.001	0.158	<0.001	<0.0001	<0.001	0.003	0.031	0.38	0.017	1.44	0.003	<0.01	0.134	<0.0001	7.23	335	12	5	50	8	3.39	28	6	<1	<1	122	122	3.35	0.53	0.2	<0.01	0.1	0.1	160
		06-Dec-12	1210	50.76	51.8	6.72	310	21.1																																			
		03-Apr-13	1220	50.16	51.2	6.89	362	21.2	0.2	<0.001	0.134	<0.001	<0.0001	0.001	0.001	0.036	0.59	0.021	0.346	0.003	<0.01	0.308	<0.0001	6.8	344	17	4	46	9	3.41	32	7	<1	<1	119	119	3.43	0.27	1.02	<0.01	0.06	0.06	184
		04-Jul-13	1415	50.13	51.17	6.92	378	20.6																																			
		03-Sep-13	1210	50.36	51.4	6.85	332	21.6	0.25	<0.001	0.109	<0.001	<0.0001	<0.001	0.002	0.051	0.69	0.02	0.996	0.003	<0.01	0.1	<0.0001	7.36	355	10	4	51	7	3.23	30	8	<1	<1	112	112	3.25	0.41	0.01	<0.01	0.16	0.16	217
		02-Dec-13	1240	50.23	51.27	6.7	357	20.9																																			
		06-Mar-14	1130	50.26	51.3	7.1	340	21.7	0.17	<0.001	0.065	<0.001	<0.0001	0.01	<0.001	0.081	0.24	0.008	0.059	0.005	<0.01	0.096	<0.0001	7.08	355	13	4	46	7	3.16	35	7	<1	<1	107	107	3.27	1.78	0.76	<0.01	0.41	0.41	199
		10-Jun-14	1140	50.26	51.3	7.2	370	19.6																																			
		29-Sep-14	1120	50.23	51.27	7	407	21.8	0.84	<0.001	0.232	<0.001	<0.0001	0.001	0.01	0.015	1.39	0.007	1.54	0.004	<0.01	0.063	<0.0001	7.23	567	18	6	108	12	6.4	45	10	<1	<1	194	194	5.35	8.84	0.6	<0.01	0.21	0.21	320
		03-Dec-14	1040	50.30	51.34	7	413	21.8																																			
		12-Mar-15	1230	50.30	51.34	7.2	675	23.4	0.51	<0.001	0.407	<0.001	<0.0001	<0.001	0.003	0.014	0.88	0.005	0.565	0.002	<0.01	0.04	<0.0001	7.47	671	18	5	120	10	6.79	49	11	<1	<1	271	271	7.03	1.78	0.35	<0.01	0.16	0.16	303
		04-Jun-15	1230	50.28	51.32	7.2	576	20.7																																			
		09-Sep-15	1240	50.31	51.35	7	427	22.3	0.19	<0.001	0.094	<0.001	<0.0001	<0.001	<0.001	0.006	0.49	0.002	0.115	<0.001	<0.01	0.073	<0.0001	7.21	409	26	13	69	6	5.52	42	10	<1	<1	129	129	3.97	16.3	0.07	<0.01	1.32	1.32	226
		09-Dec-15	1105	50.33	51.37	7	447	21.2																																			
		08-Mar-16	1105	50.34	51.38	6.7	459	21.9	0.81	<0.001	0.209	<0.001	<0.0001	0.001	0.004	0.028	2.57	0.01	0.855	0.003	<0.01	0.138	<0.0001	7.21	476	19	6	74	7	4.84	48	8	<1	<1	143	143	4.38	4.99	0.15	<0.01	0.4	0.4	283
		01-Jun-16	1150	50.37	51.41	6.9	488	19.8																																			
		28-Sep-16	1120	50.25	51.29	6.8	498	20.5	0.73	0.003	0.263	<0.001	<0.0001	0.002	0.005	0.035	3.34	0.017	0.904	0.019	<0.01	0.136	<0.0001	7.12	507	22	6	75	8	5.06	46	8	<1	<1	178	178	5.02	0.35	0.15	<0.01	0.62	0.62	252
		26-Oct-16	1255	50.29	51.33	7	558	21.8																																			
		23-Nov-16	1235	50.32	51.36	7	637	21.2																																			
		19-Dec-16	1240	50.33	51.37	7	587	21.7																																			
		24-Jan-17	1030	50.33	51.37	6.9	580	21.3																																			
		21-Feb-17	1300	50.38	51.42	6.9	593	21.5																																			
		28-Mar-17	1250	50.32	51.36	6.8	958	21.2																																			
		20-Apr-17	1250	50.42	51.46	6.7	756	21.7																																			
		24-May-17	1320	50.33	51.37	6.7	694	20.8																																			
		27-Jun-17	1315	50.40	51.44	6.7	617	19.9																																			
		25-Jul-17	1345	50.41	51.45	6.7	624	20																																			
		24-Aug-17	1320	50.39	51.43	6.7	621	20.6																																			
		21-Sep-17	1325	50.39	51.43	6.5	612	21.8	0.17	0.003	0.276	<0.001	<0.0001	<0.001	0.004	0.016	2.49	0.014	1.28	0.003	<0.01	0.117	<0.0001	7.07	612	24	7	92	8	5.98	64	6	<1	<1	211	211	6.15	1.37	0.18	<0.01	0.02	0.02	364
		25-Oct-17	1325	50.37	51.41	6.5	620	22																																			
		24-Nov-17	1320	50.40	51.44	6.6	623	21.9																																			
		19-Dec-17	1305	50.39	51.43	6.6	618	22																																			
		25-Jan-18	1300	50.38	51.42	6.7	759	21.9																																			
		27-Feb-18	1150	50.41	51.45	6.7	682	21.2																																			
		27-Mar-18	1300	50.57	51.61	6.8	713	21.2																																			
		26-Apr-18	1230	50.41	51.45	6.8	720	21.2																																			
		25-May-18	1050	50.44	51.48	6.7	715	20.7																																			
		25-Jun-18	1300	50.52	51.56	6.9	725	20.2																																			
		25-Jul-18	1315	50.47	51.51	6.9	657	20.4																																			
		29-Aug-18	1200	50.46	51.5	6.9	680	20.5																																			
		26-Sep-18	1150	50.44	51.48	6.8	615	20	0.16	0.001	0.283	<0.001	<0.0001	<0.001	<0.001	0.02	0.9	0.013	0.69	0.002	<0.01	0.099	<0.0001	6.99	654	24	6	95	7	6	62	8	<1	<1	172	172	5.35	5.73	0.11	<0.01	0.06	0.06	446
		30-Oct-18	1100	50.48	51.52	6.8	620	20.3																																			
		26-Nov-18	1345	50.37	51.41	6.8	605	20.4																																			
		20-Dec-18	1240	50.40	51.44	6.7	729	21.4																																			
		24-Jan-19	1110	50.44	51.48	6.6	665	22.1																																			
P9	**GWB5S**	**3-Mar-08**	1105	19.88	20.52																																						
		2-Apr-08	1135	19.88	20.52																																						
Depth	**30**	**9-May-08**	929	19.87	20.51																																						
Format.	**Purlawaugh**	**2-Jun-08**	1300	19.89	20.53																																						
		1-Jul-08	1255	19.86	20.50																																						
		14-Aug-08	1217	19.90	20.54																																						
		12-Sep-08	1230	19.66	20.30	6.8	1210	22.1		0.002	0.059	<0.001	0.0001	0.004	0.003	0.014	1.32	0.036	0.037	0.012	<0.01	0.042	<0.0001		451	30	12	43	5	4.51	42	24	<1	<1	139	139	4.46	0.52	0.13				295
		14-Nov-08	1103	19.80	20.44																																						
		01-Dec-08	1219	19.77	20.41																																						
		12-Jan-09	0930	19.79	20.43																																						
		23-Feb-09	0938	19.80	20.45																																						
		17-Aug-09	1430	19.70	20.51	6.7	22500	24		<0.001	0.077	<0.001	<0.0001	0.003	0.002	0.01	6.94	0.001	0.122	<0.005	<0.01	0.009	<0.0001		23000	402	635	3560	62	229	7150	**1830**	<1	<1	641	641	253	4.96	1.6				**16000**
		18-Nov-09	1120	19.64	20.45	6.61	22870	28.1	0.04	<0.001				<0.005		0.005	0.38	<0.001	0.127	0.004		<0.005	<0.0001	6.63	21200	249	535	3830	74	225	7260	**1720**	<1	<1	392	392	248	5.02		<0.01	<0.01	<0.01	
		17-Feb-10	1120	19.72	20.53																																						
		22-Jun-10	1150	19.80	20.61	6.58	23010	23	<0.01	<0.001				<0.005		0.004	4.86	<0.001	0.098	0.002		0.008	<0.0001	6.69	22000	329	493	4020	59	233	7240	**1570**	<1	<1	599	599	249	3.22		<0.01	<0.01	<0.01	
		2-Sep-10	1050	19.72	20.53	7.07	17050	23.7																																			
		7-Feb-11	1215	19.98	20.79	6.5	17180	25.7	0.02	0.003				<0.001		0.004	2.96	<0.001	0.102	0.002		0.006	<0.0001	6.4	22500	348	547	3830	61	230	7410	**1590**	<1	<1	604	604	254	4.86		<0.01	0.02	0.02	
		09-Jun-11	1115	20.11	20.92	6.55	17080	20.5																																			
		11-Oct-11	1220	18.66	19.47	6.40	15360	23.5	0.12	0.011	0.046	<0.001	<0.0001	0.01	0.001	0.012	6.14	0.021	0.182	0.003	<0.01	0.058	<0.0001	7.12	21000	354	534	4680	58	267	7310	**1550**	<1	<1	553	553	250	3.3	2.72	<0.01	0.52	0.52	**15400**
		8-Dec-11	1100	19.36	20.17	6.60	15670	23.1																																			
		04-Apr-12	1040	19.85	20.66	7.2	1133	24.7	0.61	0.003	0.046	<0.001	0.0001	0.002	0.006	0.03	1.22	**0.411**	0.008	0.041	<0.01	0.195	<0.0001	7.51	3350	74	60	585	22	34.6	828	212	<1	<1	257	257	32.9	2.55	27.2	0.7	2.48	3.18	1930
		31-May-12	1030	19.67	20.48	6.8	12970	21.7																																			
		29-Aug-12	1150	19.76	20.57	6.73	14420	22.6	0.32	<0.001	0.076	<0.001	0.0002	0.006	0.001	0.028	2.27	0.029	0.338	0.004	<0.01	0.218	<0.0001	7.42	19100	336	516	4460	71	255	6670	**1590**	<1	<1	681	681	235	4.1	10.4	0.04	4.28	4.32	**12400**
		04-Dec-12	1335	19.97	20.78	6.74	16220	23.4																																			
		07-Mar-13	1130	19.89	20.7	6.63	18400	23.3	0.06	<0.001	0.031	<0.001	0.0002	<0.001	<0.001	0.034	7.28	0.006	0.167	0.001	<0.01	0.072	<0.0001	6.92	21900	372	536	4260	68	250	6320	**1820**	<1	<1	649	649	229	4.28	1.67	0.04	0.71	0.75	**12900**
		03-Jul-13	1200	19.87	20.68	7.21	18960	21.7																																			
		03-Sep-13	1115	19.99	20.8	7.18	18900	23.5	1.46	0.002	0.095	<0.001	0.0005	0.012	0.002	0.324	5.51	**0.169**	0.257	0.01	<0.01	0.567	<0.0001	7.78	21300	340	501	4500	71	256	6500	**1700**	<1	<1	607	607	231	5.03	1.86	0.03	4.88	4.91	**14100**
		27-Nov-13	1220	20.16	20.97	6.9	19970	21.2																																			
		05-Mar-14	1215	19.80	20.61	6.9	19700	24.2	0.23	0.001	0.053	<0.001	0.0003	0.017	0.003	0.099	2.07	0.018	0.21	0.011	<0.01	0.364	<0.0001	7.28	21600	305	506	4720	69	264	6160	**1740**	<1	<1	641	641	223	8.43	0.88	0.04	0.66	0.7	**14400**
		11-Jun-14	1240	20.03	20.84	6.7	20330	21.6																																			
		29-Sep-14	1315	20.64	21.45	6.6	19510	22.9	0.02	<0.001	0.046	<0.001	<0.0001	<0.001	<0.001	<0.001	4.99	<0.001	0.188	0.003	<0.01	0.047	<0.0001	7.25	21700	282	451	3370	58	199	6480	**1620**	<1	<1	582	582	228	6.77	1.78	<0.01	0.07	0.07	**13400**
		04-Dec-14	1125	20.82	21.63	6.6	19380	21.9																																			
		13-Mar-15	1100	20.91	21.72	6.7	21190	23.7	1.13	0.002	0.09	<0.001	0.0002	0.014	0.002	0.073	5.34	0.028	0.17	0.011	<0.01	0.288	<0.0001	6.98	22000	355	475	4130	53	238	6860	**1810**	<1	<1	709	709	245	1.58	1.64	<0.01	0.44	0.44	**14000**
		03-Jun-15	1215	21.40	22.21	6.9	20160	21.5																																			
		08-Sep-15	1305	23.41	24.22	6.9	19870	22.1	0.59	<0.010	0.077	<0.010	<0.0010	<0.010	<0.010	<0.010	6.73	<0.010	0.151	<0.010	<0.10	0.055	<0.0001	7.55	21600	354	340	3190	45	186	5250	**1610**	<1	<1	677	677	195	2.53	1.91	<0.01	0.02	0.02	**14400**
		14-Dec-15	1050	24.01	24.82	7	19820	23.4																																			
		09-Mar-16	1145	24.32	25.13	7.2	20930	23.2	0.55	0.001	0.73	<0.0001	<0.0001	0.003	0.001	0.034	5.5	0.006	0.176	0.005	<0.01	0.114	<0.0001	7.51	22100	401	443	3710	50	219	6040	**1900**	<1	<1	770	770	225	1.41	1.9	0.04	<0.01	0.02	**14000**
		02-Jun-16	1130	24.89	25.7	7.2	20760	21.1																																			
		26-Sep-16	1100	24.87	25.68	7.1	18540	22.1	0.23	0.001	0.072	<0.001	<0.0001	0.001	<0.001	0.012	3.79	0.002	0.151	0.003	<0.01	0.126	<0.0001	7.47	21800	412	498	3850	48	230	6350	**1790**	<1	<1	812	812	233	0.53	1.54	<0.01	0.42	0.42	**14400**
		25-Oct-16	1050	25.12	25.93	7	18630	22.4																																			
		24-Nov-16	1055	24.95	25.76	7	18790	22.6																																			
		20-Dec-16	1040	25.08	25.89	7.1	18630	23.4																																			
		25-Jan-17	1045	25.11	25.92	7	19200	23.2																																			
		22-Feb-17	1150	25.40	26.21	6.9	19290	23.5																																			
		29-Mar-17	1020	25.47	26.28	6.8	19270	22.6																																			
		26-Apr-17	1125	25.48	26.29	6.7	19350	22.7																																			
		29-May-17	1120	25.55	26.36	6.7	19450	21.7																																			
		29-Jun-17	1235	25.66	26.47	6.6	19240	21.8																																			
		26-Jul-17	1045	25.66	26.47	6.7	19320	22																																			
		29-Aug-17	1040	25.79	26.6	6.7	19840	22																																			
		26-Sep-17	1020	25.68	26.49	6.9	19740	22.4	0.48	<0.001	0.047	<0.001	<0.0001	<0.001	<0.001	0.006	5.56	0.002	0.15	0.002	<0.01	0.042	<0.0001	7.56	22800	334	454	3870	52	224	6020	**1680**	<1	<1	606	606	217	1.54	1.64	<0.01	0.14	0.14	**15600**
		26-Oct-17	1020	25.64	26.45	6.9	19290	22.8																																			
		27-Nov-17	1030	25.69	26.5	6.7	19920	22.4																																			
		20-Dec-17	1135	25.66	26.47	6.8	19820	22.8																																			
		30-Jan-18	1025	25.68	26.49	6.8	19870	23.3																																			
		28-Feb-18	1000	25.71	26.52	6.8	19730	22.3																																			

Site ID	Piezometer / Water Bore	Date	Time	Depth to Water - mbgl	Depth to Stand - mbtoc	Field Parameters			Total Metals																		Major Cations					Major Anions												
						pH - Field	EC - Field - µs/cm	Temp - Field - °C	Aluminium (Al) mg/L	Arsenic (As) - mg/L	Barium (Ba) - mg/L	Beryllium (Be) - mg/L	Cadmium (mg/L)	Chromium (Cr) - mg/L	Cobalt (Co) - mg/L	Copper (Cu) - mg/L	Iron (Fe) - mg/L	Lead (Pb) - mg/L	Manganese (Mn) - mg/L	Nickel (Ni) - mg/L	Vanadium (V) - mg/L	Zinc (Zn) - mg/L	Mercury (Hg) - mg/L	pH Lab	EC - Lab - µs/cm	Calcium (Ca) - mg/L	Magnesium (Mg) - mg/L	Sodium (Na) - mg/L	Potassium (K) - mg/L	Total Cations - meq/L	Chloride (Cl) - mg/L	Sulfate (SO4) - mg/L	Hydroxide Alkalinity as CaCO3 - mg/L	Carbonate Alkalinity as CaCO3 - mg/L	Bicarbonate Alkalinity as CaCO3 - mg/L	Alkalinity - mg/L	Total Anions - meq/L	Ionic Balance	Ammonia as Nitrogen (N)	Nitrite as N - mg/L	Nitrate as N - mg/L	NOX as N - mg/L	Total Dissolved Solids
ANZECC Guideline - stock drinking water									*5*	*0.5*			*0.01*	*1*	*1*	*1*		*0.1*		*1*		*20*	*0.002*			*1000*						*1000*									*1500*	*400*		*4000*
		28-Mar-18	1150	25.76	26.57	6.7	19980	22.9																																				
		30-Apr-18	1015	25.79	26.6	6.7	20180	22.2																																				
		29-May-18	1015	25.79	26.6	6.6	20650	21.9																																				
		26-Jun-18	1230	25.82	26.63	6.8	20180	21.7																																				
		26-Jul-18	1150	25.80	26.61	6.8	20110	21																																				
		30-Aug-18	1025	25.91	26.72	6.7	20250	21.5																																				
		25-Sep-18	1000	25.93	26.74	6.7	20100	21.1	0.05	<0.001	0.029	<0.001	<0.0001	<0.001	<0.001	0.005	5.64	0.002	0.133	<0.001	<0.01	0.026	<0.0001	6.9	21900	349	465	3900	51	227	7030	**1820**	<1	<1	598	598	248	4.53	1.82	<0.01	0.08	0.08	**16800**
		30-Oct-18	1220	25.95	26.76	6.8	20180	22.9																																				
		28-Nov-18	1100	25.88	26.69	6.8	20420	22.7																																				
		21-Dec-18	955	25.91	26.72	6.8	20100	23.2																																				
		31-Jan-19	1005	45.99	46.8	6.8	20750	23.4																																				
P10	**NC-030D**	**3-Mar-08**	1315	15.56	16.53																																							
		2-Apr-08	1425	15.64	16.61																																							
Depth	**130**	**9-May-08**	1230	15.88	16.85																																							
Format.	**Napperby**	**2-Jun-08**	1623	16.03	17.00																																							
		1-Jul-08	1610	15.13	16.10																																							
		14-Aug-08	1635	16.31	17.28																																							
		9-Sep-08	1700	20.03	21.00	7.92	1130	20.8		0.002	1.59	0.001	<0.0001	0.006	0.002	0.004	0.92	0.024	2.13	0.005	<0.01	0.023	<0.0001		6800	155	80	1490	30	79.9	2410	188	<1	<1	546	546	82.9	1.88	1.73				4170
		14-Nov-08	1301	53.36	54.33																																							
		3-Dec-08	1432	51.73	52.70																																							
		12-Jan-09	1130	47.89	48.86																																							
		23-Feb-09	1355	43.72	44.68																																							
		11-Jun-09	1540	31.95	32.93					<0.001	1.4	<0.001	<0.0001	0.002	0.003	0.034	0.15	0.027	1.57	0.015	<0.01	0.249	<0.0001		7610	134	74	1490	31	78.6	2160	40	<1	<1	774	774	77.1	0.9	<0.01				4370
		24-Aug-09	1530	44.98	45.96	SWL only																																						
		17-Nov-09	1400	41.83	42.81	7.4	8350	25.2		0.001	1.34	<0.001	<0.0001	0.002	<0.001	0.014	0.31	0.035	1.35	0.018	<0.01	0.12	<0.0001		3200	41	78	1550	30	76.8	2250	64.8	<1	<1	760	760	30.9	2.11	1.27				4610
		24-Feb-10	1150	39.10	40.08																																							
		24-Jun-10	1250	35.79	36.77	7.28	8160	23	<0.01	0.002				<0.005		<0.001	<0.05	0.013	1.46	0.005		0.021	<0.0001	7.39	7010	83	83	1560	32	79.7	2140	76.5	<1	<1	757	757	77.1	1.64		<0.01	0.02	0.02	
		3-Sep-10	0955	38.65	39.63	7.61	7750	21.2																																				
		9-Feb-11	1215	22.88	23.86	7.25	7020	27.2	<0.01	0.004				<0.005		0.002	<0.05	<0.001	3.29	0.004		0.01	<0.0001	6.91	9430	143	124	1790	29	95.9	2920	308	<1	<1	793	793	105	4.35		<0.01	0.26	0.26	
		08-Jun-11	1140	22.93	23.91	7.45	6240	19.8																																				
		26-Sep-11	1240	22.92	23.90	7.32	6390	22.3	0.62	0.01	1.03	<0.001	<0.0001	0.004	0.002	0.02	1.15	**0.106**	1.77	0.012	<0.01	0.183	<0.0001	7.53	7990	127	92	1420	29	76.4	2000	142	<1	<1	631	631	72	2.97	1.06	<0.01	0.28	0.28	**4250**
		4-Jan-12	1210	22.92	23.90	7.21	7154	23.5																																				
		28-Mar-12	1215	22.89	23.87	7.3	4060	22.6	0.17	<0.001	0.928	<0.001	<0.0001	<0.001	0.001	0.011	0.54	**1.52**	0.004	0.02	<0.01	0.101	<0.0001	7.87	5750	122	73	1160	24	63.2	1580	123	<1	<1	534	534	57.8	4.42	1.31	0.03	0.34	0.37	3290
		25-Jun-12	1230	22.96	23.94	7.45	6190	20.6																																				
		11-Sep-12	1300	22.81	23.79	7.34	6180	22.2	0.12	0.001	0.713	<0.001	<0.0001	<0.001	<0.001	0.016	0.3	0.004	1.29	0.003	<0.01	0.07	<0.0001	7.86	7280	111	87	1300	25	69.9	1700	159	<1	<1	684	684	64.9	3.65	1.24	0.01	0.1	0.11	3920
		06-Dec-12	1225	22.86	23.84	7.3	8360	22.3																																				
		03-Apr-13	1250	22.82	23.8	8.51	6680	24.2	0.52	<0.001	0.959	<0.001	0.0002	0.003	0.002	0.057	1.32	**0.11**	1.91	0.011	<0.01	0.344	<0.0001	7.67	7330	142	90	1420	32	77.1	1890	189	<1	<1	629	629	69.8	4.92	1.45	0.01	0.19	0.2	3970
		04-Jul-13	1140	22.86	23.84	7.66	5890	21.6																																				
		03-Sep-13	1415	23.72	24.7	7.62	7490	21.7	0.54	<0.001	0.8	<0.001	<0.0001	0.002	0.001	0.087	1.28	0.058	1.72	0.008	<0.01	0.296	<0.0001	8.02	7950	150	105	1480	34	81.4	2230	166	<1	<1	638	638	79.1	1.39	1.76	0.01	0.09	0.1	**4420**
		04-Dec-13	1200	22.78	23.76	7.6	7690	24.3																																				
		07-Mar-14	950	22.38	23.36	7.8	7910	22.4	0.33	<0.001	0.823	<0.001	<0.0001	0.016	<0.001	0.084	0.95	0.027	2.14	0.012	<0.01	0.196	<0.0001	7.61	8900	168	115	1780	34	96.1	2410	217	<1	<1	765	765	87.8	4.52	1.33	<0.01	0.18	0.18	**4900**
		10-Jun-14	1445	22.33	23.31	7.7	7850	21.4																																				
		29-Sep-14	1415	22.83	23.81	7.4	8520	21.7	0.06	<0.001	0.774	<0.001	<0.0001	0.001	<0.001	0.007	0.25	0.004	2.46	0.004	<0.01	0.204	<0.0001	7.77	7780	189	121	1360	30	ot Authorise	2790	347	<1	<1	724	724			1.4	<0.01	0.14	0.14	3880
		04-Dec-14	930	22.49	23.47	7.4	7980	21.6																																				
		12-Mar-15	1000	22.51	23.49	7.6	7040	23.6	0.11	<0.001	0.592	<0.001	<0.0001	0.001	<0.001	0.028	0.4	0.011	1.56	0.005	<0.01	0.093	<0.0001	7.98	7350	142	108	1460	25	80.1	1970	200	<1	<1	644	644	72.6	4.9	1.06	<0.01	0.28	0.28	3990
		04-Jun-15	1330	22.69	23.67	7.6	8080	21.3																																				
		09-Sep-15	1325	22.58	23.56	7.5	8700	21.6	0.33	<0.001	0.731	<0.001	<0.0001	<0.001	<0.001	0.018	0.8	0.009	2.42	0.004	<0.01	0.237	<0.0001	7.8	9350	179	106	1460	22	81.7	2090	247	<1	<1	777	777	79.6	1.28	1.44	<0.01	0.02	0.02	**5350**
		15-Dec-15	1300	22.34	23.32	7.5	8610	22.6																																				
		08-Mar-16	1320	21.51	22.49	7.8	7330	24.4	0.21	<0.001	0.598	<0.001	<0.0001	<0.001	<0.001	0.02	0.8	0.009	1.97	0.006	<0.01	0.174	<0.0001	7.99	8810	180	111	1480	21	83	2360	281	<1	<1	677	677	85.9	1.74	1.27	<0.01	0.07	0.07	**5070**
		01-Jun-16	925	22.49	23.47	7.8	7260	20.5																																				
		27-Sep-16			too wet																																							
		26-Oct-16	1355	22.46	23.44	7.4	7110	22.1	0.04	<0.001	0.627	<0.001	<0.0001	<0.001	<0.001	<0.001	0.19	<0.001	2.04	0.002	<0.01	0.024	<0.0001	7.88	5730	115	75	988	16	55.3	1430	119	<1	<1	533	533	53.5	1.68	1.38	<0.01	0.02	0.02	3230
		23-Nov-16	1400	22.70	23.68	7.5	7180	22.8																																				
		19-Dec-16	1405	21.26	22.24	7.6	7540	22.3																																				
		24-Jan-17	1230	21.97	22.95	7.5	7110	22.6																																				
		21-Feb-17	1415	21.99	22.97	7.5	6960	22.3																																				
		28-Mar-17	1350	21.71	22.69	7.7	6810	21.6																																				
		20-Apr-17	1350	21.75	22.73	7.6	6810	22																																				
		30-May-17	1150	21.56	22.54	7.7	6980	20.2																																				
		27-Jun-17	1345	21.41	22.39	7.6	6820	20.6																																				
		25-Jul-17	1445	21.60	22.58	7.6	6870	21																																				
		28-Aug-17	1225	21.57	22.55	7.4	7540	20.7																																				
		21-Sep-17	1400	21.65	22.63	7.4	8910	22.6	0.55	<0.001	0.491	<0.001	<0.0001	0.002	<0.001	0.051	1.29	0.045	3.44	0.004	<0.01	0.29	<0.0001	7.83	9880	207	151	1900	25	106	2710	321	<1	<1	919	919	101	2.19	1.1	<0.01	0.01	0.01	**5460**
		25-Oct-17	1400	21.74	22.72	7.4	8830	22.5																																				
		24-Nov-17	1350	21.67	22.65	7.4	8820	22.6																																				
		19-Dec-17	1335	21.86	22.84	7.4	7750	23.1																																				
		31-Jan-18	1220	21.35	22.33	7.4	7820	23																																				
		27-Feb-18	1235	21.98	22.96	7.4	7900	22.3																																				
		27-Mar-18	1425	21.56	22.54	7.4	7720	22.3																																				
		26-Apr-18	1310	21.63	22.61	7.4	8270	21.4																																				
		25-May-18	1125	22.20	23.18	7.5	9120	21.4																																				
		25-Jun-18	1405	22.20	23.18	7.3	8920	21.4																																				
		25-Jul-18	1350	21.96	22.94	7.3	8870	21.9																																				
		29-Aug-18	1230	22.05	23.03	7.3	8520	21.7																																				
		26-Sep-18	1230	22.07	23.05	7.1	9100	21.1	0.06	<0.001	0.296	<0.001	<0.0001	<0.001	<0.001	0.002	0.59	0.003	3.76	0.002	<0.01	0.022	<0.0001	6.96	11200	205	128	1640	22	92.7	3020	372	<1	<1	743	743	108	7.54	0.92	<0.01	0.03	0.03	**6360**
		29-Oct-18	1245	22.40	23.38	7.5	8710	21.9																																				
		26-Nov-18	1425	21.00	21.98	7.4	9330	21.8																																				
		20-Dec-18	1315	21.09	22.07	7.5	9390	23																																				
		24-Jan-19	1205	22.49	23.47	7.4	9420	22.7																																				
P11	**NC-030S**	**3-Mar-08**	1320	22.18	23.17																																							
		2-Apr-08	1430	22.14	23.13																																							
Depth	**50**	**9-May-08**	1232	22.26	23.25																																							
Format.	**Napperby**	**2-Jun-08**	1620	22.30	23.29																																							
		1-Jul-08	1612	22.33	23.32																																							
		12-Aug-08	1248	22.39	23.38																																							
		12-Sep-08	0730	22.91	23.90	8.23	980	17.6		0.004	0.162	<0.001	<0.0001	<0.001	0.089	0.004	0.81	0.006	2.98	0.159	<0.01	0.016	<0.0001		2490	89	40	341	4	22.7	581	16	<1	<1	248	248	21.7	2.24	0.04				1330
		14-Nov-08	1258	23.02	24.01																																							
		3-Dec-08	1430	23.01	24.00																																							
		12-Jan-09	1125	23.01	24.00																																							
		23-Feb-09	1400	22.98	23.95																																							
		11-Jun-09	1525	22.88	23.98					0.007	0.303	<0.001	0.0014	0.003	0.082	0.069	3.6	0.092	3.22	0.194	0.02	0.46	<0.0001		3230	122	54	495	6	32.2	878	<1	<1	<1	335	335	31.5	1.15	<0.01				1890
		24-Aug-09	1530	24.19	25.18	SWL only																																						
		17-Nov-09	1420	24.79	25.78	7.34	34900	25		0.005	0.303	<0.001	0.0004	0.001	0.09	0.048	0.57	0.056	2.43	0.215	<0.01	0.294	<0.0001		3200	64	48	493	6	28.7	863	10.2	<1	<1	320	320	30.9	3.68	<0.1				1870
		24-Feb-10	1150	24.30	25.29																																							
		24-Jun-10	1330	23.82	24.81	7.4	4360	20	<0.01	0.001				<0.005		0.001	0.14	0.011	3.16	0.256		0.033	<0.0001	7.34	3590	152	69	621	8	40.4	1130	7.32	<1	<1	382	382	39.6	1		<0.01	0.02	0.02	
		3-Sep-10	1005	28.06	29.05	7.61	3650	21.1																																				
		9-Feb-11	1240	27.40	28.39	7.05	3280	28.1	<0.01	0.002				<0.005		<0.001	0.33	0.006	5.17	0.3		0.025	<0.0001	6.82	4360	132	77	652	6	41.4	1250	7	<1	<1	329	329	41.9	0.54		<0.01	0.37	0.37	
		08-Jun-11	1200	30.85	31.84	7.10	3630	18.7																																				
		26-Sep-11	1310	30.56	31.55	7.04	3790	22.4	0.2	0.004	0.35	<0.001	0.0002	0.004	0.064	0.01	0.9	0.018	5.34	0.269	<0.01	0.058	<0.0001	7.22	4840	148	74	728	8	45.4	1210	19	<1	<1	327	327	41.1	4.95	0.27	<0.01	0.05	0.05	2710
		4-Jan-12	1240	30.21	31.20	6.93	4205	23.1																																				
		28-Mar-12	1245	28.96	29.95	7.25	3410	22.5	0.2	0.002	0.374	<0.001	<0.0001	0.044	<0.001	0.013	1.4	**4.85**	0.203	0.012	<0.01	0.066	<0.0001	7.57	4310	168	75	671	8	44	1210	14	<1	<1	290	290	40.2	4.43	0.24	<0.01	0.27	0.27	2590

Site ID	Piezometer / Water Bore	Date	Time	Depth to Water - mbgl	Depth to Stand - mbtoc	Field Parameters			Total Metals																			Major Cations					Major Anions												
						pH - Field	EC - Field - µs/cm	Temp - Field - °C	Aluminium (Al) - mg/L	Arsenic (As) - mg/L	Barium (Ba) - mg/L	Beryllium (Be) - mg/L	Cadmium (mg/L)	Chromium (Cr) - mg/L	Cobalt (Co) - mg/L	Copper (Cu) - mg/L	Iron (Fe) - mg/L	Lead (Pb) - mg/L	Manganese (Mn) - mg/L	Nickel (Ni) - mg/L	Vanadium (V) - mg/L	Zinc (Zn) - mg/L	Mercury (Hg) - mg/L	pH Lab	EC - Lab - µs/cm	Calcium (Ca) - mg/L	Magnesium (Mg) - mg/L	Sodium (Na) - mg/L	Potassium (K) - mg/L	Total Cations - meq/L	Chloride (Cl) - mg/L	Sulfate (SO4) - mg/L	Hydroxide Alkalinity as CaCO3 - mg/L	Carbonate Alkalinity as CaCO3 - mg/L	Bicarbonate Alkalinity as CaCO3 - mg/L	Alkalinity - mg/L	Total Anions - meq/L	Ionic Balance	Ammonia as Nitrogen (N)	Nitrite as N - mg/L	Nitrate as N - mg/L	NOX as N - mg/L	Total Dissolved Solids
ANZECC Guideline - stock drinking water									*5*	*0.5*			*0.01*	*1*	*1*	*1*		*0.1*		*1*		*20*	*0.002*			*1000*						*1000*									*1500*	*400*		*4000*
		25-Jun-12	1250	26.12	27.11	7.27	4140	20.4																																					
		11-Sep-12	1320	22.90	23.89	7.22	4110	22.4	0.15	0.001	0.372	<0.001	<0.0001	<0.001	0.056	0.041	0.76	0.07	4.66	0.23	<0.01	0.208	<0.0001	7.54	4640	150	82	717	8	45.6	1250	11	<1	<1	320	320	41.9	4.27	<0.10	<0.01	0.28	0.28	2760
		06-Dec-12	1235	20.64	21.63	7.12	4730	22																																					
		03-Apr-13	1300	18.61	19.6	7.43	4410	23.4	0.36	0.002	0.489	<0.001	0.0001	0.002	0.067	0.061	2.02	0.098	6.38	0.295	<0.01	0.335	<0.0001	7.46	4880	194	85	750	10	49.6	1410	11	<1	<1	271	271	45.4	4.36	0.15	<0.01	0.17	0.17	2940
		04-Jul-13	1120	18.93	19.92	7.64	4710	21.7																																					
		03-Sep-13	1400	17.51	18.5	7.38	4420	22.4	0.26	0.002	0.425	<0.001	0.0001	<0.001	0.044	0.111	1.2	0.036	4.86	0.213	<0.01	0.325	<0.0001	7.74	4890	183	88	735	9	48.6	1380	11	<1	<1	252	252	44.2	4.72	0.34	<0.01	0.1	0.1	2810
		04-Dec-13	1215	17.27	18.26	7.5	4680	23.9																																					
		07-Mar-14	1010	17.81	18.8	7.3	4970	22.3	0.32	0.002	0.407	<0.001	<0.0001	0.002	0.035	0.092	2.27	0.029	6	0.193	<0.01	0.179	<0.0001	7.19	5690	207	93	849	8	55.1	1570	5	<1	<1	225	225	48.9	5.99	0.22	<0.01	0.01	0.01	3750
		10-Jun-14	1435	17.85	18.84	7.3	4920	21.4																																					
		29-Sep-14	1425	18.18	19.17	7.1	5310	22.2	0.31	0.002	0.444	<0.001	<0.0001	0.002	0.029	0.058	1.64	0.02	6.55	0.186	<0.01	0.119	<0.0001	7.44	5690	176	82	635	7	43.3	1440	3	<1	<1	209	209	44.9	1.73	0.27	<0.01	0.04	0.04	3140
		04-Dec-14	945	18.59	19.58	7.2	5420	21.8																																					
		12-Mar-15	1020	18.76	19.75	7.5	6920	24.8	0.22	<0.001	0.346	<0.001	<0.0001	0.004	0.022	0.06	1.72	0.027	4.08	0.168	<0.01	0.138	<0.0001	7.75	4880	162	77	724	8	46.1	1410	23	<1	<1	271	271	45.7	0.49	0.5	<0.01	0.05	0.05	2600
		04-Jun-15	1340	19.22	20.21	7.4	4950	21.5																																					
		09-Sep-15	1345	19.55	20.54	7.4	4820	21.2	0.23	<0.001	0.386	<0.001	<0.0001	0.003	0.022	0.026	2.05	0.011	4.74	0.17	<0.01	0.124	<0.0001	7.62	5170	167	79	723	8	46.5	1280	17	<1	<1	258	258	41.6	5.53	0.53	<0.01	<0.01	<0.01	3230
		15-Dec-15	1310	19.90	20.89	7.5	4230	22.5																																					
		08-Mar-16	1250	20.23	21.22	7.4	4880	24.4	0.08	<0.001	0.365	<0.001	<0.0001	<0.001	0.02	0.021	1.6	0.005	5	0.164	<0.01	0.106	<0.0001	7.85	5130	180	84	766	8	49.4	1320	18	<1	<1	230	230	42.2	7.87	0.42	<0.01	<0.01	<0.01	3470
		01-Jun-16	945	20.42	21.41	7.5	4450	20.4																																					
		27-Sep-16			too wet																																								
		26-Oct-16	1410	20.74	21.73	7.4	4100	22.2	0.02	<0.001	0.293	<0.001	<0.0001	<0.001	0.009	0.002	1.8	<0.001	3.48	0.15	<0.01	0.023	<0.0001	7.72	3980	113	57	560	7	34.9	1080	39	<1	<1	289	289	37	3.04	0.52	<0.01	<0.01	<0.01	2500
		23-Nov-16	1420	21.08	22.07	7.5	3540	22.4																																					
		19-Dec-16	1425	21.47	22.46	7.5	3930	22.7																																					
		24-Jan-17	1250	21.88	22.87	7.3	4200	23.1																																					
		21-Feb-17	1400	22.23	23.22	7.4	4460	21																																					
		28-Mar-17	1410	22.39	23.38	7.5	4250	22.2																																					
		20-Apr-17	1410	22.62	23.61	7.2	4330	21.9																																					
		30-May-17	1210	22.60	23.59	7.3	4410	20.1																																					
		27-Jun-17	1400	22.85	23.84	7.2	4710	20.8																																					
		25-Jul-17	1500	23.17	24.16	7.2	5180	21.2																																					
		28-Aug-17	1210	23.51	24.5	7.2	5310	20.5																																					
		21-Sep-17	1425	23.87	24.86	7.1	5640	22.3	0.2	0.001	0.445	<0.001	<0.0001	0.002	0.027	0.02	1.7	0.013	5.86	0.183	<0.01	0.101	<0.0001	7.51	5980	196	85	774	6	50.6	1740	4	<1	<1	258	258	54.3	3.55	0.38	0.04	0.18	0.22	3220
		25-Oct-17	1420	24.19	25.18	7.2	5660	22.3																																					
		24-Nov-17	1415	24.03	25.02	7.2	5780	22.5																																					
		19-Dec-17	1350	24.73	25.72	7.2	5430	22.8																																					
		31-Jan-18	1240	24.76	25.75	7.2	5450	22.6																																					
		27-Feb-18	1250	23.68	24.67	7.2	5610	21.9																																					
		27-Mar-18	1440	25.89	26.88	7.1	6010	22.5																																					
		26-Apr-18	1325	25.93	26.92	7.1	5990	21.5																																					
		25-May-18	1150	25.39	26.38	7	6210	21.1																																					
		25-Jun-18	1425	25.42	26.41	7.2	5910	21.2																																					
		25-Jul-18	1410	25.60	26.59	7.1	5920	21.8																																					
		29-Aug-18	1250	25.90	26.89	7.1	5430	21.5																																					
		26-Sep-18	1250	25.93	26.92	7	6140	21.2	0.04	0.002	0.491	<0.001	<0.0001	<0.001	0.024	0.003	5.17	0.002	8.16	0.186	<0.01	0.017	<0.0001	7.32	6810	230	117	1010	10	65.3	1860	4	<1	<1	208	208	56.7	7.04	0.15	<0.01	0.02	0.02	**4270**
		29-Oct-18	1310	26.03	27.02	7.4	6080	22.1																																					
		26-Nov-18	1440	26.40	27.39	7.3	6430	21.9																																					
		20-Dec-18	1335	26.76	27.75	7.3	6370	23.1																																					
		24-Jan-19	1225	26.71	27.7	7.4	7840	23.6																																					
P12	**NC-098D**	**3-Mar-08**	1135	36.70	37.51																																								
		2-Apr-08	1145	37.72	38.53																																								
Depth	**90**	**9-May-08**	0937	36.75	37.56																																								
Format.	**Napperby**	**2-Jun-08**	1312	36.78	37.59																																								
		1-Jul-08	1300	36.79	37.60																																								
		11-Aug-08		36.54	37.35																																								
		12-Sep-08	1130	36.49	37.30	6.8	1020	21.5		0.007	0.022	<0.001	<0.0001	0.002	0.008	0.002	0.67	0.132	0.053	0.002	<0.01	0.189	<0.0001		367	30	10	28	5	3.62	24	16	<1	<1	131	131	3.63	0.14	0.08				226
		14-Nov-08	1047	36.72	37.61																																								
		01-Dec-08	1200	36.67	37.56																																								
		12-Jan-09	0915	36.66	37.57																																								
		18-Feb-09	1233	36.72	37.52																																								
		17-Aug-09	1245	37.18	37.99	7.3	2540	23.8		0.006	0.163	<0.001	0.0004	0.005	0.211	0.008	3	0.009	3.37	0.218	<0.01	0.04	<0.0001		2530	82	49	453	6	28	370	8.67	<1	<1	864	864	27.9	0.1	0.09				1540
		11-Nov-09	1035	37.13	37.94	7.5	2790	33.8		0.013	0.12	<0.001	<0.0001	0.009	0.051	0.004	1.42	0.014	1.41	0.078	<0.01	0.044	<0.0001		2470	51	28	555	7	29.2	394	4.15	<1	<1	931	931	29.8	0.98	0.3				1660
		17-Feb-10	0945	37.13	37.94																																								
		22-Jun-10	1030	36.30	37.11	7.38	2150	23.6	<0.01	0.009				<0.005		<0.001	0.25	<0.001	1.02	0.027		<0.005	<0.0001	7.5	2970	47	25	774	8	38.3	426	1.72	<1	<1	1180	1180	35.6	3.55		<0.01	0.04	0.04	
		2-Sep-10	1035	36.33	37.14	7.56	2700	21.9																																					
		7-Feb-11	1030	36.43	37.24	7.32	2560	25.8	0.03	0.011				<0.001			<0.001	0.002	0.943	0.024		0.009	<0.0001	7.46	2880	48	29	703	10	35.6	431	1	<1	<1	1040	1040	33.1	3.66		<0.01	0.01	0.02	
		09-Jun-11	1000	36.67	37.48	7.45	2610	19.8																																					
		11-Oct-11	1045	36.74	37.55	7.50	2390	22.9	0.98	0.011	0.137	<0.001	<0.0001	0.003	0.005	0.038	2.17	0.02	1.13	0.028	<0.01	0.144	<0.0001	7.76	3170	40	24	732	8	36	442	9	<1	<1	1030	1030	33.2	3.97	0.51	<0.01	0.04	0.04	1870
		8-Dec-11	1010	36.71	37.52	7.50	2480	22.4																																					
		04-Apr-12	910	37.27	38.08	7.8	2550	23.2	0.64	0.011	0.129	<0.001	<0.0001	0.005	<0.001	0.023	1.56	**0.921**	0.016	0.009	<0.01	0.104	<0.0001	7.94	3080	36	28	790	9	38.7	479	11	<1	<1	1070	1070	35.1	4.8	0.58	0.02	0.22	0.24	1960
		31-May-12	915	37.38	38.19	7.51	2450	20.3																																					
		29-Aug-12	1040	37.43	38.24	7.68	2790	21.6	0.11	0.009	0.106	<0.001	<0.0001	<0.001	0.005	0.04	1.08	0.004	0.879	0.015	<0.01	0.202	<0.0001	7.98	3160	42	24	711	9	35.2	458	11	<1	<1	1170	1170	36.5	1.85	0.49	<0.01	0.07	0.07	1880
		04-Dec-12	1230	37.59	38.4	7.67	2870	24.1																																					
		07-Mar-13	1145	37.79	38.6	7.78	3020	24.1	0.06	0.01	0.105	<0.001	<0.0001	<0.001	0.006	0.009	0.92	0.005	0.839	0.013	<0.01	0.038	<0.0001	7.81	3230	32	23	751	9	36.4	416	11	<1	<1	1120	1120	34.3	2.84	0.37	0.02	0.11	0.13	1890
		03-Jul-13	1230	37.77	38.58	7.81	3060	23.2																																					
		03-Sep-13	1000	40.29	41.1	7.89	3290	22.1	0.28	0.011	0.118	<0.001	<0.0001	0.002	0.008	0.178	1.52	0.017	0.836	0.014	<0.01	0.088	<0.0001	8.09	3330	38	26	762	11	37.5	455	21	<1	<1	1140	1140	36	1.88	0.68	0.01	0.27	0.28	1780
		27-Nov-13	1300	40.63	41.44	7.9	3080	21.4																																					
		05-Mar-14	1300	41.40	42.21	7.9	3280	24.3	0.14	0.012	0.102	<0.001	<0.0001	0.013	0.01	0.058	0.9	0.009	0.801	0.016	<0.01	0.087	<0.0001	7.96	3350	39	23	932	10	44.6	436	24	<1	<1	1100	1100	34.8	12.4	0.51	0.03	0.06	0.09	1870
		11-Jun-14	1300	41.74	42.55	7.8	3340	20.9																																					
		29-Sep-14	1340	41.83	42.64	7.6	3040	22.1	0.09	0.013	0.104	<0.001	<0.0001	<0.001	0.007	0.009	1.09	0.006	0.748	0.013	<0.01	0.045	<0.0001	7.98	3190	25	16	550	9	26.7	417	15	<1	<1	994	994	31.9	8.94	0.62	0.02	0.05	0.07	2390
		04-Dec-14	1045	42.05	42.86	7.5	2970	21.7																																					
		13-Mar-15	1130	42.23	43.04	7.6	3220	25.4	0.17	0.012	0.093	<0.001	<0.0001	<0.001	0.006	0.012	1.05	0.001	0.576	0.015	<0.01	0.045	<0.0001	7.79	3260	42	35	864	10	42.8	431	17	<1	<1	1190	1190	36.3	8.2	0.76	<0.01	0.04	0.04	1660
		03-Jun-15	1310	42.30	43.11	7.7	3140	20.9																																					
		09-Sep-15	925	42.38	43.19	7.6	3110	21.1	0.33	0.016	0.096	<0.001	<0.0001	0.001	0.006	0.012	1.83	0.004	0.666	0.016	<0.01	0.059	<0.0001	8.01	3270	38	22	704	8	34.5	319	17	<1	<1	1120	1120	31.7	4.18	0.72	<0.01	<0.01	<0.01	1740
		14-Dec-15	940	42.50	43.31	7.6	3140	22.9																																					
		09-Mar-16	1240	42.46	43.27	7.7	3120	24.5	0.05	0.017	0.111	<0.001	<0.0001	<0.001	0.006	0.02	1.74	0.002	0.866	0.018	<0.01	0.038	<0.0001	7.98	3250	41	25	680	8	33.9	407	20	<1	<1	1140	1140	34.7	1.2	0.73	0.02	0.09	0.11	1780
		02-Jun-16	1055	42.57	43.38	7.7	3060	21.2																																					
		26-Sep-16	940	42.55	43.36	7.6	3030	22.1	0.68	0.014	0.088	<0.001	<0.0001	0.001	0.007	0.003	1.52	0.003	0.369	0.019	<0.01	0.064	<0.0001	7.96	3190	36	22	638	8	31.6	400	15	<1	<1	1240	1240	36.4	7.12	0.58	<0.01	<0.01	<0.01	1730
		25-Oct-16	920	42.59	43.4	7.6	3020	21.8																																					
		24-Nov-16	940	42.60	43.41	7.6	3040	21.6																																					
		20-Dec-16	915	42.60	43.41	7.6	3090	22.2																																					
		25-Jan-17	940	42.63	43.44	7.6	3110	22.6																																					
		22-Feb-17	1025	42.68	43.49	7.7	3070	22.6																																					
		29-Mar-17	900	42.62	43.43	7.6	3180	22.1																																					
		26-Apr-17	1020	42.64	43.45	7.7	3160	22.7																																					
		29-May-17	945	42.76	43.57	7.7	3130	22.4																																					
		29-Jun-17	1320	42.73	43.54	7.7	3100	22.1																																					
		26-Jul-17	920	42.98	43.79	7.7	3130	21.3																																					
		29-Aug-17	915	43.04	43.85	7.8	3160	21																																					
		26-Sep-17	910	43.16	43.97	7.8	3170	22.4	0.12	0.012	0.078	<0.001	<0.0001	<0.001	0.005	0.006	0.96	0.004	0.505	0.017	<0.01	0.014	<0.0001	8.14	3210	30	19	622	7	30.3	405	14	<1	<1	1120	1120	34.1	5.9	0.68	<0.01	<0.01	<0.01	1930
		26-Oct-17	915	43.45	44.26	7.7	3180	23.2																																					
		27-Nov-17	920	43.20	44.01	7.6	3240	22.1																																					
		20-Dec-17	1035	43.62	44.43	7.6	3180	22.3																																					
		30-Jan-18	930	43.75	44.56	7.7	3200	22.7																																					
		28-Feb-18	915	43.86	44.67	7.6	3180	22.4																																					
		28-Mar-18	1100	43.75	44.56	7.7	3190	22.9																																					
		30-Apr-18	935	44.81	45.62	7.9	3180	21.8																																					

Site ID	Piezometer / Water Bore	Date	Time	Depth to Water - mbgl	Depth to Stand - mbtoc	Field Parameters			Total Metals																		Major Cations					Major Anions												
						pH - Field	EC - Field - µs/cm	Temp - Field - °C	Aluminium (Al) mg/L	Arsenic (As) - mg/L	Barium (Ba) - mg/L	Beryllium (Be) - mg/L	Cadmium (mg/L)	Chromium (Cr) - mg/L	Cobalt (Co) - mg/L	Copper (Cu) - mg/L	Iron (Fe) - mg/L	Lead (Pb) - mg/L	Manganese (Mn) - mg/L	Nickel (Ni) - mg/L	Vanadium (V) - mg/L	Zinc (Zn) - mg/L	Mercury (Hg) - mg/L	pH Lab	EC - Lab - µs/cm	Calcium (Ca) - mg/L	Magnesium (Mg) - mg/L	Sodium (Na) - mg/L	Potassium (K) - mg/L	Total Cations - meq/L	Chloride (Cl) - mg/L	Sulfate (SO4) - mg/L	Hydroxide Alkalinity as CaCO3 - mg/L	Carbonate Alkalinity as CaCO3 - mg/L	Bicarbonate Alkalinity as CaCO3 - mg/L	Alkalinity - mg/L	Total Anions - meq/L	Ionic Balance	Ammonia as Nitrogen (N)	Nitrite as N - mg/L	Nitrate as N - mg/L	NOX as N - mg/L	Total Dissolved Solids
ANZECC Guideline - stock drinking water									*5*	*0.5*			*0.01*	*1*	*1*	*1*		*0.1*		*1*		*20*	*0.002*			*1000*						*1000*									*1500*	*400*		*4000*
		29-May-18	925	45.92	46.73	7.9	3090	21.7																																					
		26-Jun-18	1250	48.00	48.81	7.6	3360	21.7																																					
		26-Jul-18	1110	47.44	48.25	7.6	3400	20.9																																					
		30-Aug-18	935	46.89	47.7	7.7	3150	20.9																																					
		25-Sep-18	845	46.59	47.4	7.9	3050	19.8	0.05	0.015	0.092	<0.001	<0.0001	<0.001	0.019	0.001	1.15	0.005	0.678	0.044	<0.01	0.013	<0.0001	7.82	3610	44	39	804	9	40.6	433	17	<1	<1	1000	1000	32.8	10.6	0.7	<0.01	0.13	0.13	1960
		30-Oct-18	1130	46.34	47.15	7.8	3060	22																																					
		28-Nov-18	1000	46.07	46.88	7.7	3100	21.8																																					
		21-Dec-18	900	45.98	46.79	7.7	3070	22																																					
		31-Jan-19	915	45.96	46.77	7.6	3100	22.1																																					
P13	NC-098S	3-Mar-08	1140	8.51	9.38																																							
		2-Apr-08	1147	8.62	9.49																																							
Depth	30	9-May-08	0939	8.88	9.75																																							
Format.	Garrawilla	2-Jun-08	1308	9.00	9.88																																							
		1-Jul-08	1303	9.18	10.05																																							
		11-Aug-08		9.34	10.21																																							
		12-Sep-08	1045	9.43	10.30	7.1	1180	20.1		<0.001	0.153	<0.001	<0.0001	0.001	<0.001	0.001	0.11	0.007	0.134	0.002	<0.01	0.023	<0.0001		2040	50	89	253	7	21.0	279	30	<1	<1	556	556	19.6	3.47	0.24				1040
		14-Nov-08	1045	8.35	9.21																																							
		01-Dec-08	1202	8.48	9.34																																							
		12-Jan-09	0920	7.53	8.39																																							
		18-Feb-09	1241	7.35	8.23																																							
		17-Aug-09	1330	8.03	8.90	7.6	1540	24.3		<0.001	0.103	<0.001	<0.0001	0.003	0.002	0.002	1.51	0.002	0.064	0.004	<0.01	0.009	<0.0001		1760	50	100	204	3	19.6	272	50.7	<1	<1	551	551	19.7	0.34	<0.01				978
		11-Nov-09	1120	8.92	9.79	7.2	1310	27.5		0.001	0.125	<0.001	<0.0001	0.003	0.005	0.006	2.57	0.005	0.625	0.016	<0.01	0.015	<0.0001		1820	54	105	218	3	20.9	362	45.8	<1	<1	520	520	21.6	1.66	14.9				1110
		17-Feb-10	0950	8.06	8.93																																							
		22-Jun-10	0930	8.80	9.67	7.69	1923	21	<0.01	<0.001				<0.005		<0.001	<0.05	<0.001	<0.001	0.003		<0.005	<0.0001	7.47	1820	56	106	222	3	21.2	301	41.4	<1	<1	544	544	20.2	2.37		<0.01	2.77	2.77	
		2-Sep-10	1025	8.30	9.17	7.38	1668	22.4																																					
		7-Feb-11	1100	6.28	7.15	7.21	1615	24.5	0.03	<0.001				<0.001		<0.001	<0.05	<0.001	<0.001	0.001		<0.005	<0.0001	7.24	1480	70	86	191	2	19	283	54	<1	<1	512	512	19.3	0.97		0.02	1.95	1.97	
		09-Jun-11	1030	7.03	7.90	7.40	1492	18.7																																					
		11-Oct-11	1120	7.78	8.65	7.30	1336	21.4	0.31	0.004	0.072	<0.001	<0.0001	0.001	<0.001	0.02	0.41	0.004	0.033	0.004	0.01	0.051	<0.0001	7.7	1730	56	88	191	<1	18.4	250	38	<1	<1	455	455	16.9	3.98	0.13	<0.01	2.75	2.75	942
		8-Dec-11	1025	7.49	8.36	7.40	1202	21.2																																					
		04-Apr-12	930	5.19	6.06	7.7	1103	22.5	0.32	<0.001	0.067	<0.001	<0.0001	<0.001	<0.001	0.014	0.1	0.021	0.004	0.003	<0.01	0.063	<0.0001	7.82	1360	113	69	117	3	16.5	128	258	<1	<1	306	306	15.1	4.39	0.05	<0.01	1.48	1.48	922
		31-May-12	935	5.36	6.23	7.55	1195	20.1																																					
		29-Aug-12	1100	4.90	5.77	7.66	1268	21.6	0.12	<0.001	0.066	<0.001	0.0001	0.002	<0.001	0.035	0.35	0.004	0.027	0.006	<0.01	0.101	<0.0001	7.88	1330	106	63	97	2	14.7	121	276	<1	<1	310	310	15.4	2.02	0.05	<0.01	2.48	2.48	846
		04-Dec-12	1250	5.47	6.34	7.68	1258	21																																					
		07-Mar-13	1200	5.27	6.14	7.74	1290	22.4	0.02	<0.001	0.064	<0.001	<0.0001	<0.001	<0.001	0.008	<0.05	0.002	0.003	0.005	<0.01	0.022	<0.0001	7.76	1360	91	64	113	2	14.8	111	268	<1	<1	288	288	14.5	1.05	<0.01	<0.01	2.91	2.91	910
		03-Jul-13	1240	5.26	6.13	7.75	1292	21.6																																					
		03-Sep-13	1030	7.40	8.27	7.77	1360	21.5	0.09	<0.001	0.068	<0.001	<0.0001	<0.001	<0.001	0.039	0.25	0.004	0.04	0.008	<0.01	0.048	<0.0001	8.02	1430	93	66	139	2	16.2	126	263	<1	<1	298	298	15	3.8	0.02	<0.01	2.88	2.88	929
		27-Nov-13	1240	8.97	9.84	8.1	1813	20.7																																					
		05-Mar-14	1245	10.64	11.51	8.1	1420	24.1	0.52	0.002	0.07	<0.001	<0.0001	0.008	<0.001	0.06	1.35	0.02	0.066	0.013	<0.01	0.198	<0.0001	7.92	1500	81	59	188	1	17.1	135	266	<1	<1	310	310	15.5	4.76	0.04	<0.01	4.05	4.05	950
		11-Jun-14	1315	10.79	11.66	8	1500	20.6																																					
		29-Sep-14	1330	11.45	12.32	7.8	1522	21.9	0.05	<0.001	0.059	<0.001	<0.0001	<0.001	<0.001	0.014	0.1	0.001	0.017	0.01	<0.01	0.043	<0.0001	7.86	1480	81	61	145	2	15.4	143	295	<1	<1	335	335	16.9	4.5	0.02	<0.01	3.64	3.64	818
		04-Dec-14	1020	11.95	12.82	7.7	1497	21.6																																					
		13-Mar-15	1200	12.40	13.27	7.9	1592	25.7	0.41	0.001	0.079	<0.001	<0.0001	0.016	<0.001	0.019	0.63	0.003	0.022	0.017	<0.01	0.097	<0.0001	7.89	1620	93	71	239	3	21	165	273	<1	<1	339	339	17.1	10.1	0.05	<0.01	3.6	3.6	846
		03-Jun-15	1330	12.36	13.23	7.9	1487	20.5																																					
		09-Sep-15	945	11.77	12.64	7.8	1464	20.2	0.06	<0.001	0.069	<0.001	<0.0001	<0.001	<0.001	0.013	0.3	<0.001	0.013	0.007	<0.01	0.048	<0.0001	7.7	1520	86	82	173	3	18.6	150	294	<1	<1	274	274	15.8	8.15	0.04	<0.01	3.43	3.43	927
		14-Dec-15	1000	11.19	12.06	7.7	1476	22.1																																					
		09-Mar-16	1300	11.88	12.75	7.8	1568	22.6	<0.01	<0.001	0.069	<0.001	<0.0001	<0.001	<0.001	0.017	<0.05	<0.001	0.004	0.008	<0.01	0.052	<0.0001	7.84	1610	88	76	189	3	18.9	174	321	<1	<1	287	287	17.3	4.45	0.06	<0.01	3.61	3.61	1000
		02-Jun-16	1045	12.62	13.49	7.8	1423	20.6																																					
		26-Sep-16	1010	11.48	12.35	7.5	1376	21.1	0.21	<0.001	0.076	<0.001	<0.0001	<0.001	<0.001	0.012	0.45	0.003	0.034	0.007	<0.01	0.069	<0.0001	7.73	1400	99	79	118	2	16.6	106	336	<1	<1	264	264	15.3	4.27	0.02	<0.01	1.71	1.71	914
		25-Oct-16	945	10.89	11.76	7.4	1337	21																																					
		24-Nov-16	1000	10.45	11.32	7.3	1373	21.1																																					
		20-Dec-16	930	10.43	11.3	7.4	1375	21.8																																					
		25-Jan-17	1000	10.74	11.61	7.5	1381	21.7																																					
		22-Feb-17	1050	11.04	11.91	7.5	1405	22.1																																					
		29-Mar-17	920	11.19	12.06	7.5	1410	21.6																																					
		26-Apr-17	1040	11.19	12.06	7.7	1423	21.4																																					
		29-May-17	1005	11.22	12.09	7.7	1472	20.7																																					
		29-Jun-17	1305	11.24	12.11	7.7	1450	20.6																																					
		26-Jul-17	940	11.05	11.92	7.8	1440	20.4																																					
		29-Aug-17	935	11.11	11.98	7.8	1457	20.2																																					
		26-Sep-17	930	11.31	12.18	7.7	1452	20.7	0.04	<0.001	0.067	<0.001	<0.0001	<0.001	<0.001	0.021	0.08	0.001	0.018	0.007	<0.01	0.054	<0.0001	7.97	1540	81	70	124	2	15.2	111	325	<1	<1	263	263	15.2	0.31	0.04	<0.01	1.92	1.92	910
		26-Oct-17	940	11.50	12.37	7.6	1463	21.7																																					
		27-Nov-17	945	11.81	12.68	7.8	1468	21.3																																					
		20-Dec-17	1050	11.99	12.86	7.9	1575	23.4																																					
		30-Jan-18	945	12.34	13.21	7.9	1452	22.1																																					
		28-Feb-18	930	12.72	13.59	7.9	1443	21.9																																					
		28-Mar-18	1125	12.85	13.72	8	1450	22.7																																					
		30-Apr-18	955	13.06	13.93	8.1	1478	20.6																																					
		29-May-18	945	13.19	14.06	8.1	1467	20.6																																					
		26-Jun-18	1310	13.33	14.2	8.1	1506	20.3																																					
		26-Jul-18	1125	13.45	14.32	8	1513	20.8																																					
		30-Aug-18	950	13.60	14.47	8	1500	20.9																																					
		25-Sep-18	910	13.69	14.56	7.8	1810	19.6	0.1	<0.001	0.083	<0.001	<0.0001	<0.001	0.001	0.005	0.22	0.002	0.048	0.005	<0.01	0.017	<0.0001	7.55	2020	60	104	278	3	23.7	331	88	<1	<1	413	413	19.4	9.97	0.03	<0.01	2.5	2.5	1040
		30-Oct-18	1145	13.81	14.68	7.8	1892	22.1																																					
		28-Nov-18	1015	13.89	14.76	7.6	1980	21.3																																					
		21-Dec-18	920	13.96	14.83	7.9	1910	21.8																																					
		31-Jan-19	935	14.12	14.99	7.4	1950	21.5																																					
P14	NC-100D	3-Mar-08																																											
		2-Apr-08																																											
Depth	78	9-May-08																																											
Format.	Napperby	2-Jun-08																																											
		1-Jul-08																																											
		11-Aug-08																																											
		12-Sep-08																																											
		14-Nov-08																																											
		3-Dec-08																																											
		12-Jan-09	0945	58.41	58.77																																								
		24-Aug-09	1240	57.32	57.68	12.6	9300	23.3		0.002	2.04	<0.001	<0.0001	0.04	0.003	0.06	2.04	0.018	0.051	0.027	<0.01	0.158	<0.0001		5430	656	<1	205	112	44.5	5.71	2.58	<1	<1	<1	<1	0.21	99	3.03				2480
		18-Nov-09	1200	59.48	59.84	12.35	9320	28.5	0.02	0.002				0.018		0.016	<0.5	<0.001	<0.001	0.011		<0.005	<0.0001	9.98	2520	574	<1	202	118	40.5	7.84	31.8	2140	50	<1	2190	44.6	4.88		0.06	0.06	0.13	
		24-Feb-10	0955	60.31	60.67																																							
		22-Jun-10	1325	60.18	60.54	11.95	8980	21	0.01	0.002				0.018		0.027	<0.05	<0.001	<0.001	0.018		<0.005	<0.0001	12.5	9070	562	<1	341	126	46.1	129	12.7	1960	78	<1	2040	44.6	1.64		0.06	0.06	0.12	
		2-Sep-10	1210	60.73	61.09	Insufficient to sample																																						
		7-Feb-11	1300	60.37	60.73	Insufficient to sample																																						
		08-Jun-11	1330	60.9	61.26	10.50	7480	21.1																																					
		11-Oct-11	1430	61.06	61.42	Insufficient to sample																																						
		8-Dec-11	1130	60.86	61.22	Insufficient to sample																																						
		4-Apr-12	1115	59.8	60.16	Insufficient to sample																																						
		31-May-12	1120			Insufficient to sample																																						
		29-Aug-12	1230			Insufficient to sample																																						
		10-Dec-12	1410			Insufficient to sample																																						
		3-Apr-13	1020			Dry																																						
		3-Jul-13	1120			Dry																																						
		3-Sep-13	1130			Dry																																						
		27-Nov-13	1210			Dry																																						

Site ID	Piezometer / Water Bore	Date	Time	Depth to Water - mbgl	Depth to Stand - mbtoc	Field Parameters			Total Metals																			Major Cations					Major Anions												
						pH - Field	EC - Field - µs/cm	Temp - Field - °C	Aluminium (Al) mg/L	Arsenic (As) - mg/L	Barium (Ba) - mg/L	Beryllium (Be) - mg/L	Cadmium (mg/L)	Chromium (Cr) - mg/L	Cobalt (Co) - mg/L	Copper (Cu) - mg/L	Iron (Fe) - mg/L	Lead (Pb) - mg/L	Manganese (Mn) - mg/L	Nickel (Ni) - mg/L	Vanadium (V) - mg/L	Zinc (Zn) - mg/L	Mercury (Hg) - mg/L	pH Lab	EC - Lab - µs/cm	Calcium (Ca) - mg/L	Magnesium (Mg) - mg/L	Sodium (Na) mg/L	Potassium (K) - mg/L	Total Cations - meq/L	Chloride (Cl) - mg/L	Sulfate (SO4) - mg/L	Hydroxide Alkalinity as CaCO3 - mg/L	Carbonate Alkalinity as CaCO3 - mg/L	Bicarbonate Alkalinity as CaCO3 - mg/L	Alkalinity - mg/L	Total Anions - meq/L	Ionic Balance	Ammonia as Nitrogen (N)	Nitrite as N - mg/L	Nitrate as N - mg/L	NOX as N - mg/L	Total Dissolved Solids
ANZECC Guideline - stock drinking water									*5*	*0.5*			*0.01*	*1*	*1*	*1*		*0.1*		*1*		*20*	*0.002*			*1000*						*1000*									*1500*	*400*		*4000*
		5-Mar-14	1150			Dry																																							
		11-Jun-14	1200			Dry																																							
		29-Sep-14	1245			Dry																																							
		4-Dec-14	1155			Dry																																							
		12-Mar-15	1415			Dry																																							
		3-Jun-15	1155	60.13	60.49	12.7	9230	21.3																																					
		8-Sep-15	1250	60.96	61.32	Insufficient to sample																																							
		14-Dec-15	1110		19.84																																								
		10-Mar-16	1330			Dry																																							
		2-Jun-16				Dry																																							
		26-Sep-16				Dry																																							
		25-Oct-16				Dry																																							
		24-Nov-16				Dry																																							
		20-Dec-16				Dry																																							
		24-Jan-17				Dry - Blocked @ 10.2m (piezo undermined and blocked)																																							
		23-Feb-17	920			Dry - Blocked @ 10.2m (piezo undermined and blocked)																																							
		29-Mar-17				Dry - Blocked @ 10.2m (piezo undermined and blocked)																																							
		26-Apr-17				Dry - Blocked @ 10.2m (piezo undermined and blocked)																																							
		29-May-17				Dry - Blocked @ 10.2m (piezo undermined and blocked)																																							
		29-Jun-17				Dry - Blocked @ 10.2m (piezo undermined and blocked)																																							
		26-Jul-17				Dry - Blocked @ 10.2m (piezo undermined and blocked)																																							
		29-Aug-17				Dry - Blocked @ 10.2m (piezo undermined and blocked)																																							
		26-Sep-17				Dry - Blocked @ 10.2m (piezo undermined and blocked)																																							
		26-Oct-17				Dry - Blocked @ 10.2m (piezo undermined and blocked)																																							
		27-Nov-17				Dry - Blocked @ 10.2m (piezo undermined and blocked)																																							
		20-Dec-17				Dry - Blocked @ 10.2m (piezo undermined and blocked)																																							
		30-Jan-18				Dry - Blocked @ 10.2m (piezo undermined and blocked)																																							
		28-Feb-18				Dry - Blocked @ 10.2m (piezo undermined and blocked)																																							
		28-Mar-18				Dry - Blocked @ 10.2m (piezo undermined and blocked)																																							
		30-Apr-18				Dry - Blocked @ 10.2m (piezo undermined and blocked)																																							
		29-May-18				Dry - Blocked @ 10.2m (piezo undermined and blocked)																																							
		26-Jun-18				Dry - Blocked @ 10.2m (piezo undermined and blocked)																																							
		26-Jul-18				Dry - Blocked @ 10.2m (piezo undermined and blocked)																																							
		30-Aug-18				Dry - Blocked @ 10.2m (piezo undermined and blocked)																																							
		25-Sep-18				Dry - Blocked @ 10.2m (piezo undermined and blocked)																																							
		30-Oct-18				Dry - Blocked @ 10.2m (piezo undermined and blocked)																																							
		28-Nov-18				Dry - Blocked @ 10.2m (piezo undermined and blocked)																																							
		20-Dec-18				Dry - Blocked @ 10.2m (piezo undermined and blocked)																																							
		31-Jan-19				Dry - Blocked @ 10.2m (piezo undermined and blocked)																																							
P15	**NC-100S**	**3-Mar-08**																																											
		2-Apr-08																																											
Depth	**30**	**9-May-08**																																											
Format.	**Garrawilla**	**2-Jun-08**																																											
		1-Jul-08																																											
		11-Aug-08																																											
		12-Sep-08																																											
		14-Nov-08																																											
		3-Dec-08																																											
		12-Jan-09	0950	16.21	16.56																																								
		24-Aug-09	1215	16.16	16.47	6.8	16000	26.8		0.004	0.522	<0.001	0.0005	0.036	0.024	0.091	12.9	0.011	3.54	0.058	0.04	0.108	<0.0001		15300	193	286	2830	60	158	4340	928	<1	<1	1220	1220	166	2.56	3.34				**10400**
		18-Nov-09	1230	16.18	16.49	6.68	16320	29.3	<0.01	<0.001				<0.005		0.008	<0.05	<0.001	3.12	0.019		0.02	<0.0001	7.25	15200	87	284	3090	70	164	4490	971	<1	<1	788	788	162	0.39		<0.01	<0.01	<0.01	
		24-Feb-10	0955	16.23	16.54																																								
		22-Jun-10	1250	16.18	16.49	6.73	13990	22	<0.01	<0.001				<0.005		0.005	<0.05	<0.001	1.9	0.016		0.02	<0.0001	7.36	11500	182	234	2690	47	146	4110	**1020**	<1	<1	1080	1080	159	3.99		<0.01	0.04	0.04	
		2-Sep-10	1215	16.16	16.47	6.98	13550	23.8																																					
		7-Feb-11	1350	16.13	16.44	6.47	12520	27.1	0.01	0.002				<0.001		0.006	<0.05	<0.001	3.3	0.013		0.019	<0.0001	6.69	15800	214	300	2900	59	163	4860	910	<1	<1	1050	1050	177	4.13		<0.01	0.02	0.02	
		08-Jun-11	1310	16.13	16.44	6.65	10860	20.5																																					
		11-Oct-11	1440	16.00	16.31	6.70	9850	23.1	0.55	0.006	0.127	<0.001	<0.0001	0.003	0.007	0.009	0.8	0.006	1.93	0.015	<0.01	0.052	<0.0001	7.43	12400	185	220	2510	46	138	3840	874	<1	<1	950	950	146	2.78	3.62	<0.01	0.03	0.03	**8440**
		8-Dec-11	1140	16.10	16.41	6.90	9380	23.5																																					
		04-Apr-12	1130	15.95	16.26	7.2	1701	25.5	0.43	0.001	0.151	<0.001	<0.0001	0.002	0.002	0.03	1.04	0.094	0.007	0.019	<0.01	0.123	<0.0001	7.58	1730	36	28	331	11	18.8	240	28	<1	<1	541	541	18.2	1.64	0.74	<0.01	0.48	0.48	1040
		31-May-12	1110	16.00	16.31	7.08	1986	21.9																																					
		29-Aug-12	1220	15.89	16.2	7.26	1781	22.4	0.24	<0.001	0.127	<0.001	<0.0001	0.002	<0.001	0.109	0.44	0.015	0.024	0.005	<0.01	0.342	<0.0001	7.74	1780	38	28	342	13	19.4	258	36	<1	<1	600	600	20	1.57	0.06	<0.01	0.79	0.79	1010
		10-Dec-12	1420	15.99	16.3	7.32	1775	22.5																																					
		03-Apr-13	1040	15.99	16.3	7.92	1760	21	0.51	0.001	0.148	<0.001	0.0004	0.003	0.001	0.133	1.1	0.04	0.104	0.007	<0.01	0.381	<0.0001	7.85	1870	41	30	384	16	21.6	257	41	<1	<1	576	576	19.6	4.85	0.68	<0.01	0.79	0.79	1050
		03-Jul-13	1140	15.96	16.27	8.11	1947	20.6																																					
		03-Sep-13	1040	16.09	16.4	7.59	2780	22.4	0.44	<0.001	0.135	<0.001	<0.0001	0.002	<0.001	0.11	0.8	0.03	0.177	0.008	<0.01	0.193	<0.0001	8.05	2950	45	40	592	19	31.8	500	145	<1	<1	607	607	29.2	4.1	0.1	<0.01	1.72	1.72	1730
		27-Nov-13	1155	16.12	16.43	7.2	5980	23.3																																					
		05-Mar-14	1200	16.38	16.69	7.4	4250	23.8	1.22	0.002	0.157	<0.001	<0.0001	0.024	0.008	0.087	2.33	0.021	1.25	0.028	<0.01	0.171	<0.0001	7.74	4700	51	54	911	24	47.2	840	336	<1	<1	766	766	46	1.29	0.21	<0.01	0.87	0.87	2600
		11-Jun-14	1215	18.17	18.48	7.4	5110	21.1																																					
		29-Sep-14	1300	19.93	20.24	6.8	10310	22.7	0.26	0.004	0.204	<0.001	0.0002	0.001	0.011	0.008	1.09	<0.001	2.7	0.018	<0.01	0.096	<0.0001	7.4	14300	156	217	2260	56	125	3940	918	<1	<1	1030	1030	151	9.24	2.61	<0.01	0.11	0.11	**8020**
		04-Dec-14	1145	20.33	20.64	6.8	9720	21.9																																					
		12-Mar-15	1400	26.54	26.85	Insufficent to sample																																							
		03-Jun-15	1140	18.45	18.76	6.1	1215	21.1																																					
		08-Sep-15	1230	17.12	17.43	6.1	1063	21.9	**30.6**	0.074	0.54	0.006	0.0007	0.087	0.048	0.105	587	0.078	1.55	0.229	0.34	0.358	0.0016	6.34	1070	7	6	230	6	11	259	29	<1	<1	104	104	9.99	4.8	0.44	<0.01	0.17	0.17	992
		14-Dec-15	1120	28.29	28.6	Insufficent to sample																																							
		10-Mar-16	1335			Dry																																							
		02-Jun-16				Dry																																							
		26-Sep-16				Dry																																							
		25-Oct-16				Dry																																							
		24-Nov-16				Dry																																							
		20-Dec-16				Dry																																							
		24-Jan-17				Dry - Blocked @ 19m (piezo undermined and blocked)																																							
		23-Feb-17	930			Dry - Blocked @ 19m (piezo undermined and blocked)																																							
		29-Mar-17				Dry - Blocked @ 19m (piezo undermined and blocked)																																							
		26-Apr-17				Dry - Blocked @ 19m (piezo undermined and blocked)																																							
		29-May-17				Dry - Blocked @ 19m (piezo undermined and blocked)																																							
		29-Jun-17				Dry - Blocked @ 19m (piezo undermined and blocked)																																							
		26-Jul-17				Dry - Blocked @ 19m (piezo undermined and blocked)																																							
		29-Aug-17				Dry - Blocked @ 19m (piezo undermined and blocked)																																							
		26-Sep-17				Dry - Blocked @ 19m (piezo undermined and blocked)																																							
		26-Oct-17				Dry - Blocked @ 19m (piezo undermined and blocked)																																							
		27-Nov-17				Dry - Blocked @ 19m (piezo undermined and blocked)																																							
		20-Dec-17				Dry - Blocked @ 19m (piezo undermined and blocked)																																							
		30-Jan-18				Dry - Blocked @ 19m (piezo undermined and blocked)																																							
		28-Feb-18				Dry - Blocked @ 19m (piezo undermined and blocked)																																							
		28-Mar-18				Dry - Blocked @ 19m (piezo undermined and blocked)																																							
		30-Apr-18				Dry - Blocked @ 19m (piezo undermined and blocked)																																							
		29-May-18				Dry - Blocked @ 19m (piezo undermined and blocked)																																							
		26-Jun-18				Dry - Blocked @ 19m (piezo undermined and blocked)																																							
		26-Jul-18				Dry - Blocked @ 19m (piezo undermined and blocked)																																							
		30-Aug-18				Dry - Blocked @ 19m (piezo undermined and blocked)																																							
		25-Sep-18				Dry - Blocked @ 19m (piezo undermined and blocked)																																							
		30-Oct-18				Dry - Blocked @ 19m (piezo undermined and blocked)																																							
		28-Nov-18				Dry - Blocked @ 19m (piezo undermined and blocked)																																							

Site ID	Piezometer / Water Bore	Date	Time	Depth to Water - mbgl	Depth to Stand - mbtoc	Field Parameters			Total Metals																Major Cations					Major Anions													
						pH - Field	EC - Field - µs/cm	Temp - Field - °C	Aluminium (Al) mg/L	Arsenic (As) - mg/L	Barium (Ba) - mg/L	Beryllium (Be) - mg/L	Cadmium (mg/L)	Chromium (Cr) - mg/L	Cobalt (Co) - mg/L	Copper (Cu) - mg/L	Iron (Fe) - mg/L	Lead (Pb) - mg/L	Manganese (Mn) - mg/L	Nickel (Ni) - mg/L	Vanadium (V) - mg/L	Zinc (Zn) - mg/L	Mercury (Hg) - mg/L	pH Lab	EC - Lab - µs/cm	Calcium (Ca) - mg/L	Magnesium (Mg) - mg/L	Sodium (Na) mg/L	Potassium (K) - mg/L	Total Cations - meq/L	Chloride (Cl) - mg/L	Sulfate (SO4) - mg/L	Hydroxide Alkalinity as CaCO3 - mg/L	Carbonate Alkalinity as CaCO3 - mg/L	Bicarbonate Alkalinity as CaCO3 - mg/L	Alkalinity - mg/L	Total Anions - meq/L	Ionic Balance	Ammonia as Nitrogen (N)	Nitrite as N - mg/L	Nitrate as N - mg/L	NOX as N - mg/L	Total Dissolved Solids
ANZECC Guideline - stock drinking water									*5*	*0.5*			*0.01*	*1*	*1*	*1*		*0.1*		*1*		*20*	*0.002*			*1000*						*1000*									*1500*	*400*		*4000*
		20-Dec-18				Dry - Blocked @ 19m (piezo undermined and blocked)																																					
		31-Jan-19				Dry - Blocked @ 19m (piezo undermined and blocked)																																					
P16	NC-119D	3-Mar-08	1410	51.25	52.03																																					
		2-Apr-08	1345	51.24	52.02																																					
Depth	146	9-May-08	1152	51.21	51.99																																					
Format.	Garrawilla	2-Jun-08	1542	51.20	51.98																																					
		1-Jul-08	1525	51.12	51.90																																					
		12-Aug-08	1145	51.08	51.86																																					
		12-Sep-08	0930	50.52	51.30	7.45	1085	20.5		0.001	0.029	<0.001	<0.0001	0.002	<0.001	0.002	4.43	**0.394**	0.070	0.036	<0.01	0.204	<0.0001		132	5	1	14	3	1.05	22	<1	<1	<1	25	25	1.12		2.00				109
		14-Nov-08	1227	56.22	57.00																																					
		3-Dec-08	1400	55.22	56.00																																					
		12-Jan-09	1055	48.67	49.45																																					
		23-Feb-09	1250	48.45	49.24																																					
		9-Jun-09	1330	48.45	49.30	Bore pumped dry																																				
		24-Aug-09	1445	47.53	48.37	SWL only																																				
		17-Nov-09	1300	48.16	49.00	6.84	1605	24.1		<0.001	0.135	<0.001	<0.0001	0.001	<0.001	0.023	4.79	0.119	0.299	0.043	<0.01	1.21	<0.0001		1530	23	13	208	14	13.3	324	1.36	<1	<1	235	235	13.9	2.11	23.4				682
		24-Feb-10	1045	47.00	47.84																																					
		24-Jun-10	1015	47.46	48.30	7.53	1947	18	<0.01	<0.001				<0.005		0.003	0.33	0.002	0.389	0.016		0.085	<0.0001	7.01	1740	32	16	265	23	15	371	2.78	<1	<1	298	298	16.5	4.61		0.02	0.33	0.35	
		2-Sep-10	1345	46.77	47.61	6.78	2370	24.5																																			
		9-Feb-11	1040	47.50	48.34	6.73	2169	24	0.16	0.002				<0.005		0.01	0.5	0.031	0.515	0.006		0.063	<0.0001	6.67	2460	38	14	297	32	16.8	478	6	<1	<1	497	497	23.5	16.6		0.23	0.38	0.61	
		08-Jun-11	1030	46.96	47.80	6.85	2480	20.4																																			
		26-Sep-11	1100	47.03	47.87	6.85	2950	21.8	**6.22**	0.011	0.461	<0.001	0.0006	0.013	0.006	0.237	16	**2.11**	0.831	0.096	0.03	7.37	0.0004	7	3150	28	15	424	43	33.3	587	3	<1	<1	752	752	31.6	2.63	156	<0.01	0.46	0.46	1280
		4-Jan-12	1040	46.33	47.17	6.81	2825	24.1																																			
		28-Mar-12	1050	46.26	47.1				2.02	0.002	0.39	<0.001	0.0002	0.001	0.003	0.065	3.6	**0.407**	0.009	0.238	<0.01	1.34	<0.0001	7.33	4230	9	15	632	45	39.8	825	2	<1	<1	841	841	40.1	0.38	133	<0.01	0.06	0.06	1830
		25-Jun-12	1120	46.26	47.1	7.15	2500	20.3																																			
		11-Sep-12	1140	46.16	47	6.87	3620	23.7	1.8	0.002	0.417	<0.001	0.0002	0.005	<0.001	0.188	4.25	**0.382**	0.297	0.017	<0.01	3.03	0.0001	7.58	3790	27	14	609	37	38.4	719	13	<1	<1	769	769	35.9	3.36	119	<0.01	0.1	0.1	1480
		06-Dec-12	1125	46.25	47.09	7.2	2950	24.3																																			
		03-Apr-13	1150	46.06	46.9	7.1	3740	21.4	0.29	<0.001	0.346	<0.001	0.0001	0.002	0.001	0.078	2.42	0.072	0.269	0.009	<0.01	3.13	<0.0001	7.11	4010	27	13	688	46	33.5	761	4	<1	<1	772	772	37	4.93	125	<0.01	0.05	0.05	1650
		04-Jul-13	1300	46.17	47.01	6.97	3820	21.3																																			
		03-Sep-13	1240	46.26	47.1	7.02	3790	22.6	1.24	<0.001	0.328	<0.001	<0.0001	0.002	<0.001	0.091	3.07	**0.101**	0.315	0.006	<0.01	0.816	<0.0001	7.7	4110	22	12	660	45	31.9	735	<1	<1	<1	728	728	35.3	4.99	94.2	<0.01	0.03	0.03	1690
		02-Dec-13	1130	46.18	47.02	7.2	3780	21.9																																			
		06-Mar-14	1100	46.12	46.96	7.1	3870	22	0.94	0.002	0.331	<0.001	0.0002	0.037	0.002	**1.04**	3.28	**0.14**	0.32	0.027	<0.01	2.19	<0.0001	7.28	4120	28	14	687	45	33.6	775	9	<1	<1	731	731	36.6	4.4	123	<0.01	0.28	0.28	1780
		10-Jun-14	1100	46.18	47.02	7.1	3920	20.3																																			
		29-Sep-14	1045	46.12	46.96	7	3950	21.6	0.37	<0.001	0.362	<0.001	0.0002	0.003	0.002	0.045	2.77	0.023	0.344	0.013	<0.01	0.327	<0.0001	7.48	4130	20	11	480	37	23.7	768	<10	<1	<1	706	706	35.8	20.3	93.5	<0.01	0.04	0.04	1650
		03-Dec-14	950	46.60	47.44	7	3920	21.7																																			
		12-Mar-15	1150	47.37	48.21	7.1	3980	23.1	0.12	<0.001	0.275	<0.001	<0.0001	0.002	<0.001	0.01	2.13	0.006	0.253	0.005	<0.01	0.132	<0.0001	7.51	4080	32	17	693	40	34.2	782	2	<1	<1	825	825	38.6	6.11	126	0.01	0.06	0.07	1590
		04-Jun-15	1200	47.41	48.25	7.2	3940	22.6																																			
		09-Sep-15	1200	46.62	47.46	6.1	274	21.9	**16.9**	0.003	0.071	<0.001	<0.0001	0.016	0.004	0.094	19.8	**0.151**	0.186	0.026	0.03	1.35	<0.0001	6.13	244	4	2	37	6	2.13	46	6	<1	<1	37	37	2.16	----	3.33	0.01	0.81	0.82	184
		09-Dec-15	1020	47.76	48.6	6.1	421	20.8																																			
		08-Mar-16	1020	47.04	47.88	6.9	501	22.2	2.55	0.001	0.064	<0.001	0.0001	0.004	0.002	0.144	6.32	0.089	0.298	0.019	<0.01	4.35	<0.0001	6.97	501	6	3	67	7	3.64	74	1	<1	<1	93	93	3.97	4.32	14.7	0.1	0.87	0.97	290
		01-Jun-16	1110	47.19	48.03	6.9	582	20.7																																			
		28-Sep-16	1045	47.50	48.34	6.7	951	21	0.68	<0.001	0.066	<0.001	<0.0001	0.002	0.001	0.03	6.34	0.036	0.206	0.013	<0.01	0.863	<0.0001	6.91	1010	7	4	154	10	9.42	191	1	<1	<1	194	194	9.28	0.73	25	0.04	0.13	0.17	448
		26-Oct-16	1220	47.69	48.53	6.7	972	21.3																																			
		23-Nov-16	1210	47.91	48.75	6.7	980	21.5																																			
		19-Dec-16	1210	48.10	48.94	6.7	899	21.6																																			
		24-Jan-17	955	48.24	49.08	6.7	915	21.7																																			
		21-Feb-17	1225	48.67	49.51	6.8	921	21.8																																			
		28-Mar-17	1225	48.92	49.76	6.7	942	22.1																																			
		20-Apr-17	1230	49.08	49.92	6.7	960	21.8																																			
		24-May-17	1245	49.35	50.19	6.8	1165	21.4																																			
		27-Jun-17	1245	50.34	51.18	6.8	1210	21.3																																			
		25-Jul-17	1310	50.60	51.44	6.8	1240	21																																			
		24-Aug-17	1245	51.72	52.56	6.8	1316	21																																			
		21-Sep-17	1250	52.07	52.91	6.7	1256	22.3	4.54	0.001	0.066	<0.001	0.0002	0.007	0.002	0.146	7.56	**0.201**	0.384	0.018	<0.01	3.58	<0.0001	7.46	1250	13	7	143	15	11.4	201	7	<1	<1	332	332	12.4	4.01	50.6	0.07	1.2	1.27	421
		25-Oct-17	1255	52.40	53.24	6.7	1340	22.4																																			
		24-Nov-17	1245	52.89	53.73	6.7	1270	22.3																																			
		19-Dec-17	1235	53.12	53.96	6.7	1310	22.3																																			
		25-Jan-18	1230	53.38	54.22	6.7	1350	22.8																																			
		27-Feb-18	1115	53.65	54.49	6.7	1371	22.6																																			
		27-Mar-18	1220	53.86	54.7	6.7	1380	21.9																																			
		26-Apr-18	1150	54.03	54.87	6.7	1387	21.8																																			
		25-May-18	1015	54.36	55.2	6.7	1430	20.8																																			
		25-Jun-18	1230	54.57	55.41	6.8	1380	21.4																																			
		25-Jul-18	1240	54.75	55.59	6.8	1270	21.7																																			
		29-Aug-18	1125	55.00	55.84	6.8	1320	21.3																																			
		26-Sep-18	1110	54.98	55.82	6.8	1590	19.9	4.74	0.003	0.078	<0.001	<0.0001	0.008	0.004	0.126	7.48	**0.348**	0.551	0.024	0.01	3.39	<0.0001	7.68	1690	18	11	247	21	13.1	309	14	<1	<1	317	317	15.3	7.94	59.2	0.07	2.79	2.86	687
		30-Oct-18	1035	55.00	55.84	6.8	1600	20.4																																			
		28-Nov-18	1315	57.96	58.8	6.8	1640	20.6																																			
		20-Dec-18	1205	59.19	60.03	6.8	1710	20.6																																			
		24-Jan-19	1030	60.40	61.24	6.8	1680	21.8																																			
P17	NC-119S	3-Mar-08	1405	55.98	56.56																																					
		2-Apr-08	1350	59.42	60.00																																					
Depth	56	9-May-08	1157	59.07	59.65																																					
Format.	Purlawaugh	2-Jun-08	1539	59.42	60.00																																					
		1-Jul-08	1527	43.42	44.00																																					
		12-Aug-08	1150	58.42	59.00																																					
		12-Sep-08		57.32	57.90																																					
		14-Nov-08	1233	57.42	58.00																																					
		3-Dec-08	1404	57.42	58.00																																					
		12-Jan-09	1100	58.42	59.00																																					
		23-Feb-09	1258	48.92	49.50																																					
		09-Jun-09	1345			Dry																																					
		24-Aug-09	1450			Dry																																					
		17-Nov-09	1320			Dry																																					
		24-Feb-10	1115			Dry																																					
		24-Jun-10	1025			Dry																																					
		2-Sep-10	1325			Dry																																					
		9-Feb-11	1050			Dry																																					
		08-Jun-11	1050			Dry																																					
		26-Sep-11	1120			Dry																																					
		4-Jan-12	1100			Dry																																					
		28-Mar-12	1100			7.2	2440	22.8																																			
		25-Jun-12	1140			Dry																																					
		11-Sep-12	1200			Dry																																					
		6-Dec-12	1140			Dry																																					
		3-Apr-13	1200			Dry																																					
		4-Jul-13	1245			Dry																																					
		3-Sep-13	1230			Dry																																					
		2-Dec-13	1145			Dry																																					
		6-Mar-14	1040			Dry																																					
		10-Jun-14	1115			Dry																																					
		29-Sep-14	1100			Dry																																					

Site ID	Piezometer / Water Bore	Date	Time	Depth to Water - mbgl	Depth to Stand - mbtoc	Field Parameters			Total Metals																		Major Cations					Major Anions												
						pH - Field	EC - Field - µs/cm	Temp - Field - °C	Aluminium (Al) mg/L	Arsenic (As) - mg/L	Barium (Ba) - mg/L	Beryllium (Be) - mg/L	Cadmium (mg/L)	Chromium (Cr) - mg/L	Cobalt (Co) - mg/L	Copper (Cu) - mg/L	Iron (Fe) - mg/L	Lead (Pb) - mg/L	Manganese (Mn) - mg/L	Nickel (Ni) - mg/L	Vanadium (V) - mg/L	Zinc (Zn) - mg/L	Mercury (Hg) - mg/L	pH Lab	EC - Lab - µs/cm	Calcium (Ca) - mg/L	Magnesium (Mg) - mg/L	Sodium (Na) mg/L	Potassium (K) - mg/L	Total Cations - meq/L	Chloride (Cl) - mg/L	Sulfate (SO4) - mg/L	Hydroxide Alkalinity as CaCO3 - mg/L	Carbonate Alkalinity as CaCO3 - mg/L	Bicarbonate Alkalinity as CaCO3 - mg/L	Alkalinity - mg/L	Total Anions - meq/L	Ionic Balance	Ammonia as Nitrogen (N)	Nitrite as N - mg/L	Nitrate as N - mg/L	NOX as N - mg/L	Total Dissolved Solids
ANZECC Guideline - stock drinking water									*5*	*0.5*			*0.01*	*1*	*1*	*1*		*0.1*		*1*		*20*	*0.002*			*1000*						*1000*									*1500*	*400*		*4000*
		3-Dec-14	1000			Dry																																						
		12-Mar-15	1200			Dry																																						
		4-Jun-15	1210			Dry																																						
		9-Sep-15	1215			Dry																																						
		9-Dec-15	1035			Dry																																						
		8-Mar-16	1035			Dry																																						
		1-Jun-16	1125			Dry																																						
		28-Sep-16	1050			Dry																																						
		26-Oct-16	1230			Dry																																						
		23-Nov-16	1220			Dry																																						
		19-Dec-16	1220			Dry																																						
		24-Jan-17	1005			Dry																																						
		21-Feb-17	1235			Dry																																						
		28-Mar-17	1235			Dry																																						
		20-Apr-17	1235			Dry																																						
		24-May-17	1255			Dry																																						
		27-Jun-17	1255			Dry																																						
		25-Jul-17	1320			Dry																																						
		24-Aug-17	1255			Dry																																						
		21-Sep-17	1300			Dry																																						
		25-Oct-17	1300			Dry																																						
		24-Nov-17	1255			Dry																																						
		19-Dec-17	1245			Dry																																						
		25-Jan-18	1240			Dry																																						
		27-Feb-18	1125			Dry																																						
		27-Mar-18	1230			Dry																																						
		26-Apr-18	1200			Dry																																						
		25-May-18	1025			Dry																																						
		25-Jun-18	1240			Dry																																						
		25-Jul-18	1250			Dry																																						
		29-Aug-18	1135			Dry																																						
		26-Sep-18	1120			Dry																																						
		30-Oct-18	1040			Dry																																						
		26-Nov-18	1320			Dry																																						
		20-Dec-18	1210			Dry																																						
		24-Jan-19	1040			Dry																																						
P18	**NC-122**	**3-Mar-08**	1530	13.40	14.24																																							
		2-Apr-08	1225	13.40	14.24																																							
Depth	**146**	**9-May-08**	1027	13.45	14.29																																							
Format.	**Hoskissons**	**2-Jun-08**	1425	13.53	14.37																																							
		1-Jul-08	1414	13.56	14.40																																							
		11-Aug-08	1650	13.66	14.50																																							
		11-Sep-08	1030	13.16	14.00	6.75	1410	22.9		0.003	0.817	<0.001	<0.0001	0.008	0.032	0.007	3.75	0.046	0.137	0.059	0.03	0.022	<0.0001		3650	30	27	824	38	40.6	80	38	<1	<1	1870	1870	40.5	0.04	2.61				2370
		14-Nov-08	1123	12.70	13.49																																							
		01-Dec-08	1251	12.79	13.58																																							
		12-Jan-09	1015	12.88	13.67																																							
		23-Feb-09	1003	13.00	13.80																																							
		09-Jun-09	0900	13.60	14.35	6.1	8750	20.7		0.002	1.98	<0.001	<0.0001	0.009	0.019	0.007	4.6	0.04	0.14	0.038	0.03	0.03	<0.0001		8250	66	70	1960	79	96.4	134	<1	<1	<1	5100	5100	106	4.62	4.74				**6720**
		24-Aug-09	1320	17.87	18.68	SWL only																																						
		18-Nov-09	1400	23.90	24.71	6.66	6180	27.5	0.2	0.009				0.009		0.03	3.44	0.042	0.306	0.091		0.694	<0.0001	7.03	6100	58	48	1450	63	71.7	110	18	<1	<1	3710	3710	77.6	3.99		0.02	0.06	0.08	
		17-Feb-10	1200	31.91	32.72																																							
		16-Mar-10	1610	33.34	34.15	SWL only																																						
		7-May-10	1500	33.89	34.70																																							
		23-Jun-10	0950	40.03	40.84	6.54	7490	18	0.04	0.003				0.004		0.002	0.08	0.002	0.784	0.06		0.13	<0.0001	6.75	6210	80	137	1370	37	75.8	861	91.2	<1	<1	2880	2880	83.7	4.99		<0.01	0.1	0.1	
		2-Sep-10	1130	41.38	42.19	6.65	4070	23.2																																				
		10-Feb-11	1200			Dry																																						
		08-Jun-11	1200			Dry																																						
		11-Oct-11	1240			Dry																																						
		8-Dec-11	1200			Dry																																						
		4-Apr-12	1150			Dry																																						
		31-May-12	1210			Dry																																						
		29-Aug-12	1300			Dry																																						
		10-Dec-12	1345			Dry																																						
		3-Apr-13	940			Dry																																						
		3-Jul-13	1050			Dry																																						
		4-Sep-13	1240			Dry																																						
		27-Nov-13	1110			Dry																																						
		5-Mar-14	1110			Dry																																						
		11-Jun-14	1100			Dry																																						
		29-Sep-14	1150			Dry																																						
		5-Dec-14	1130			Dry																																						
		11-Mar-15	1210			Dry																																						
		3-Jun-15	1050			Dry																																						
		8-Sep-15	1140			Dry																																						
		14-Dec-15	1200			Dry																																						
		10-Mar-16	1235			Dry																																						
		2-Jun-16	1200			Dry																																						
		26-Sep-16	1200			Dry																																						
		25-Oct-16	1125			Dry																																						
		24-Nov-16	1135			Dry																																						
		20-Dec-16	1125			Dry																																						
		25-Jan-17	1110			Dry																																						
		23-Feb-17	945			Dry																																						
		29-Mar-17	1055			Dry																																						
		26-Apr-17	1210			Dry																																						
		29-May-17	1200			Dry																																						
		29-Jun-17	1220			Dry																																						
		26-Jul-17	1135			Dry																																						
		29-Aug-17	1130			Dry																																						
		26-Sep-17	1110			Dry																																						
		26-Oct-17	1040			Dry																																						
		27-Nov-17	1110			Dry																																						
		20-Dec-17	1205			Dry																																						
		30-Jan-18	1045			Dry																																						
		28-Feb-18	1035			Dry																																						
		28-Mar-18	1200			Dry																																						
		30-Apr-18	1035			Dry																																						
		29-May-18	1035			Dry																																						
		26-Jun-18	1205			Dry																																						
		26-Jul-18	1220			Dry																																						
		30-Aug-18	1035			Dry																																						
		25-Sep-18	1030			Dry																																						

Site ID	Piezometer / Water Bore	Date	Time	Depth to Water - mbgl	Depth to Stand - mbtoc	Field Parameters			Total Metals																	Major Cations					Major Anions												
						pH - Field	EC - Field - µs/cm	Temp - Field - °C	Aluminium (Al) mg/L	Arsenic (As) - mg/L	Barium (Ba) - mg/L	Beryllium (Be) - mg/L	Cadmium (mg/L)	Chromium (Cr) - mg/L	Cobalt (Co) - mg/L	Copper (Cu) - mg/L	Iron (Fe) - mg/L	Lead (Pb) - mg/L	Manganese (Mn) - mg/L	Nickel (Ni) - mg/L	Vanadium (V) - mg/L	Zinc (Zn) - mg/L	Mercury (Hg) - mg/L	pH Lab	EC - Lab - µs/cm	Calcium (Ca) - mg/L	Magnesium (Mg) - mg/L	Sodium (Na) mg/L	Potassium (K) - mg/L	Total Cations - meq/L	Chloride (Cl) - mg/L	Sulfate (SO4) - mg/L	Hydroxide Alkalinity as CaCO3 - mg/L	Carbonate Alkalinity as CaCO3 - mg/L	Bicarbonate Alkalinity as CaCO3 - mg/L	Alkalinity - mg/L	Total Anions - meq/L	Ionic Balance	Ammonia as Nitrogen (N)	Nitrite as N - mg/L	Nitrate as N - mg/L	NOX as N - mg/L	Total Dissolved Solids
ANZECC Guideline - stock drinking water									*5*	*0.5*			*0.01*	*1*	*1*	*1*		*0.1*		*1*		*20*	*0.002*			*1000*						*1000*									*1500*	*400*		*4000*
		30-Oct-18	1300			Dry																																					
		28-Nov-18	1140			Dry																																					
		21-Dec-18	1050			Dry																																					
		31-Jan-19	1055			Dry																																					
P19	NC-123R	3-Mar-08	1535	16.11	17.05																																						
		2-Apr-08	1230	16.10	17.05																																						
Depth	187	9-May-08	1033	16.11	17.05																																						
Format.	Pamboola	2-Jun-08	1432	16.30	17.24																																						
		1-Jul-08	1421	16.38	17.32																																						
		14-Aug-08	1335	16.34	17.29																																						
		17-Sep-08	1445	16.16	17.10	6.7	1340	23.2		0.001	1.26	<0.001	0.0001	0.018	0.043	0.005	3.19	0.015	0.728	0.320	<0.01	0.066	<0.0001		11000	99	141	1040	1400	97.6	1880	28	<1	<1	1880	1880	91.2	3.40	6.15				**6220**
		14-Nov-08	1130	19.19	20.18																																						
		01-Dec-08	1244	17.26	18.21																																						
		12-Jan-09	1025	16.87	17.82																																						
		23-Feb-09	1008	24.20	24.60																																						
		09-Jun-09	0930	23.50	23.90	7	5600	21.2		<0.001	0.275	<0.001	<0.0001	0.029	0.003	0.002	3.14	0.003	1.24	0.014	<0.01	0.039	<0.0001		5230	40	82	1030	18	54	1170	<20	<1	<1	1060	1060	54.2	0.16	3.83				2910
		24-Aug-09	1322	24.82	25.30	SWL only																																					
		18-Nov-09	1410	24.11	24.59	7.34	3690	23.8	<0.01	0.003				<0.005		0.002	0.12	<0.001	0.93	0.005		0.011	<0.0001	7.71	3050	28	45	551	19	29.6	624	22.1	<1	<1	663	663	31.3	2.9		<0.01	0.04	0.04	
		17-Feb-10	1210	23.75	24.23																																						
		23-Jun-10	1100	22.95	23.43	7.3	3970	20	0.01	0.003				0.002		<0.001	0.13	<0.001	1.09	0.007		0.008	<0.0001	7.28	3330	32	57	672	24	36.1	708	29.4	<1	<1	838	838	37.3	1.67		<0.01	<0.01	<0.01	
		2-Sep-10	1140	22.86	23.34	7.24	3120	22.9																																			
		10-Feb-11	1230	21.88	22.36	7.1	1714	26.4	0.01	0.003				0.006		0.003	0.09	<0.001	0.701	0.005		0.018	<0.0001	7.45	2900	25	39	501	22	26.9	581	26	<1	<1	587	587	28.6	3.23		0.06	9.43	<0.01	
		08-Jun-11	1210	21.47	21.95	7.30	2720	19.9																																			
		11-Oct-11	1300	21.20	21.68	7.30	3170	23.7	0.13	0.004	0.138	<0.001	<0.0001	0.002	0.002	0.012	0.62	0.003	1.06	0.007	<0.01	0.031	<0.0001	7.64	4060	29	55	709	23	37.4	819	22	<1	<1	706	706	37.7	0.38	41.2	2.75	7.22	9.97	2000
		8-Dec-11	1215	21.36	21.84	7.80	2490	23.3																																			
		04-Apr-12	1200	20.64	21.12	7.7	2150	25.8	0.29	0.002	0.084	<0.001	<0.0001	0.003	0.001	0.021	0.69	**0.515**	0.006	0.006	<0.01	0.175	<0.0001	7.87	2680	20	33	408	29	30.7	476	45	<1	<1	660	660	28.5	3.7	119	6.49	6.31	12.8	1150
		31-May-12	1200	20.71	21.19	7.31	2760	22.3																																			
		29-Aug-12	1250	20.63	21.11	7.45	2890	23.4	0.13	0.002	0.072	<0.001	<0.0001	0.003	0.002	0.066	0.38	0.008	0.601	0.005	<0.01	0.254	<0.0001	7.82	3120	21	34	411	31	32.6	512	53	<1	<1	764	764	30.8	2.84	110	11.1	6.4	17.5	1200
		10-Dec-12	1350	20.78	21.26	7.49	3500	23																																			
		03-Apr-13	1000	20.62	21.1	7.11	4920	21.8	0.73	0.002	0.212	<0.001	0.0002	0.003	0.003	0.147	1.73	0.011	1.06	0.008	<0.01	0.468	<0.0001	7.11	5150	42	74	835	40	45.5	846	<1	<1	<1	1310	1310	50	4.75	166	<0.01	0.03	0.03	2190
		03-Jul-13	1100	20.75	21.23	7.04	4660	21.8																																			
		04-Sep-13	1300	20.83	21.31	7.11	4760	23.5	0.09	0.002	0.243	<0.001	<0.0001	0.002	0.001	0.007	0.39	0.002	0.964	0.004	<0.01	0.038	<0.0001	7.58	5110	40	75	798	38	52.4	873	<1	<1	<1	1260	1260	49.8	2.54	121	<0.10	<0.10	<0.10	2240
		27-Nov-13	1120	21.01	21.49	7.1	4740	21.4																																			
		05-Mar-14	1120	20.94	21.42	7.4	4400	23.9	0.12	0.002	0.148	<0.001	<0.0001	0.007	0.002	0.059	0.38	0.006	0.829	0.005	<0.01	0.063	<0.0001	7.62	4890	37	60	909	33	47.2	797	47	<1	<1	1160	1160	46.6	0.53	149	0.46	0.4	0.86	2140
		11-Jun-14	1115	20.79	21.27	7.4	4190	21.3																																			
		29-Sep-14	1210	20.84	21.32	7.2	3960	22.6	0.16	0.003	0.136	<0.001	0.0002	0.002	0.003	0.023	0.52	0.004	0.817	0.005	<0.01	0.068	<0.0001	7.63	4570	36	68	758	41	41.4	769	45	<1	<1	968	968	42	0.7	94.6	2.24	9.56	11.8	1920
		05-Dec-14	1145	20.84	21.32	7	5070	22.3																																			
		11-Mar-15	1230	20.80	21.28	7.4	3760	23.6	0.66	0.003	0.116	<0.001	0.0001	0.002	0.003	0.014	0.82	0.004	0.767	0.005	<0.01	0.062	<0.0001	7.64	4530	30	65	643	33	35.7	825	38	<1	<1	1170	1170	47.4	14.2	116	0.51	2.81	3.32	2000
		03-Jun-15	1100	20.68	21.16	7.4	3940	20.8																																			
		08-Sep-15	1150	20.96	21.44	7.4	3930	22.9	0.05	0.001	0.114	<0.001	<0.0001	<0.001	0.001	0.005	0.21	0.001	0.654	0.002	<0.01	0.022	<0.0001	7.7	4070	44	69	646	29	36.7	577	33	<1	<1	887	887	34.7	2.81	110	2.45	0.93	3.38	1910
		14-Dec-15	1215	20.65	21.13	7.5	3530	22.3																																			
		10-Mar-16	1250	20.72	21.2	7.6	3460	23.5	0.16	0.002	0.093	<0.001	<0.0001	0.001	0.002	0.012	0.54	0.002	0.65	0.002	<0.01	0.05	<0.0001	7.66	3360	29	47	509	30	28.2	587	45	<1	<1	749	749	32.5	7.02	0.1	1.24	<0.01	0.9	1690
		02-Jun-16	1215	20.76	21.24	7.6	3490	21.8																																			
		26-Sep-16	1220	20.43	20.91	7.5	2690	22.5	0.36	0.002	0.059	<0.001	<0.0001	0.001	0.002	0.008	0.54	0.002	0.502	0.003	<0.01	0.051	<0.0001	7.72	2650	31	49	516	28	28.7	470	45	<1	<1	547	547	25.1	6.68	62.6	2.16	7.09	9.25	1340
		25-Oct-16	1140	20.58	21.06	7.4	3710	22.4																																			
		24-Nov-16	1145	20.80	21.28	7.5	2680	22.6																																			
		20-Dec-16	1135	20.79	21.27	7.6	2500	22.8																																			
		25-Jan-17	1120	20.90	21.38	7.6	2440	22.8																																			
		23-Feb-17	1000	20.84	21.32	7.5	2580	21.9																																			
		29-Mar-17	1110	20.94	21.42	7.5	2640	23.3																																			
		26-Apr-17	1200	20.92	21.4	7.5	2770	23																																			
		29-May-17	1210	20.89	21.37	7.5	2770	22.5																																			
		29-Jun-17	1225	20.91	21.39	7.4	2620	21.1																																			
		26-Jul-17	1140	20.92	21.4	7.4	2950	22.1																																			
		29-Aug-17	1125	20.99	21.47	7.4	2770	22.2																																			
		26-Sep-17	1100	21.07	21.55	7.5	2830	22.7	0.05	0.001	0.053	<0.001	<0.0001	<0.001	0.001	0.006	0.13	<0.001	0.514	0.002	<0.01	0.026	<0.0001	7.81	2900	43	63	594	30	33.9	495	46	<1	<1	519	519	25.3	14.6	54.5	0.18	12.9	13.1	1470
		26-Oct-17	1100	21.13	21.61	7.5	2890	23.4																																			
		27-Nov-17	1100	21.18	21.66	7.4	2740	22.8																																			
		20-Dec-17	1155	21.21	21.69	7.4	2730	23.8																																			
		30-Jan-18	1100			7.4	2750	23																																			
		28-Feb-18	1025	21.15	21.63	7.4	2680	22.8																																			
		28-Mar-18	1220	21.11	21.59	7.5	2260	23.3																																			
		30-Apr-18	1055	21.12	21.6	7.5	2600	22.6																																			
		29-May-18	1050	21.17	21.65	7.4	2630	22.4																																			
		26-Jun-18	1155	21.24	21.72	7.4	2980	22																																			
		26-Jul-18	1235	21.29	21.77	7.3	2520	22.4																																			
		30-Aug-18	1050	21.31	21.79	7.3	2480	21.9																																			
		25-Sep-18	1050	21.26	21.74	7.4	3190	22.1	0.3	0.001	0.1	<0.001	<0.0001	0.002	0.002	0.005	0.57	0.001	0.717	0.004	<0.01	0.022	<0.0001	7.39	3900	34	59	570	29	32.1	648	34	<1	<1	690	690	32.8	1.06	73.6	0.09	5.7	5.79	1540
		30-Oct-18	1255	21.24	21.72	7.4	2750	23.1																																			
		28-Nov-18	1145	21.25	21.73	7.2	3260	23.1																																			
		21-Dec-18	1045	21.25	21.73	7.3	3280	23.4																																			
		31-Jan-19	1050			7.4	2560	24																																			
P20	NC-127	3-Mar-08	1610	13.52	14.39																																						
		2-Apr-08	1235	13.52	14.39																																						
Depth	162	9-May-08	1039	13.62	14.49																																						
Format.	Arkarula	2-Jun-08	1420	13.68	14.55																																						
		1-Jul-08	1408	13.64	14.51																																						
		11-Aug-08	1640	13.70	14.57																																						
		9-Sep-08	1000	13.48	14.35	6.7	1140	19.6		<0.001	4.80	0.002	0.0003	0.003	0.001	0.005	1.57	0.004	0.035	0.014	<0.01	0.009	<0.0001		10500	62	68	2860	118	136	425	<1	<1	<1	5970	5970	131	1.83	10.3				**9630**
		14-Nov-08	1118	13.79	14.68																																						
		01-Dec-08	1257	13.88	14.77																																						
		12-Jan-09	1010	13.97	14.86																																						
		23-Feb-09	0920	14.06	14.95																																						
		09-Jun-09	1000	14.83	15.68	7.1	13600	21		<0.001	4.12	<0.001	0.0002	0.002	<0.001	0.004	0.4	0.001	0.014	0.003	<0.01	0.036	<0.0001		12500	74	80	3290	114	156	174	<10	<1	<1	8420	8420	173	5	9.14				**9910**
		24-Aug-09	1330	20.77	21.68	SWL only																																					
		18-Nov-09	1430	17.20	18.11	7.26	10210	26.1	<0.01	<0.001				<0.005		0.002	0.13	0.002	0.046	0.016		0.1	<0.0001	7.52	10300	8	120	2510	96	122	599	26.9	<1	<1	5960	5960	136	4.97		<0.01	0.01	0.01	
		17-Feb-10	1215	30.15	31.06																																						
		16-Mar-10	1555	37.69	38.60	SWL only																																					
		7-May-10	1515	41.79	42.70																																						
		23-Jun-10	1030	49.45	50.36	6.95	5830	20	<0.01	<0.001				0.003		0.001	<0.05	<0.001	0.185	0.043		0.226	<0.0001	6.73	4840	169	219	826	21	62.9	1400	107	<1	<1	799	799	57.7	4.29		<0.01	0.1	0.1	
		Cemented up - No longer monitored																																									
P28		1-Jun-12	1000		0.93	Dry																																					
		24-Jul-12	1130		0.93	Dry																																					
Depth	25	2-Sep-12	1240		0.93	Dry																																					
Format.	Napperby	10-Dec-12	1305		0.93	Dry																																					
		7-Mar-13	1035		0.93	Dry																																					
		3-Jul-13	945		0.93	Dry																																					
		4-Sep-13	1140		0.93	Dry																																					
		27-Nov-13	955		0.93	Dry																																					

Site ID	Piezometer / Water Bore	Date	Time	Depth to Water - mbgl	Depth to Stand - mbtoc	Field Parameters			Total Metals																	Major Cations					Major Anions												
						pH - Field	EC - Field - µs/cm	Temp - Field - °C	Aluminium (Al) mg/L	Arsenic (As) - mg/L	Barium (Ba) - mg/L	Beryllium (Be) - mg/L	Cadmium (mg/L)	Chromium (Cr) - mg/L	Cobalt (Co) - mg/L	Copper (Cu) - mg/L	Iron (Fe) - mg/L	Lead (Pb) - mg/L	Manganese (Mn) - mg/L	Nickel (Ni) - mg/L	Vanadium (V) - mg/L	Zinc (Zn) - mg/L	Mercury (Hg) - mg/L	pH Lab	EC - Lab - µs/cm	Calcium (Ca) - mg/L	Magnesium (Mg) - mg/L	Sodium (Na) mg/L	Potassium (K) - mg/L	Total Cations - meq/L	Chloride (Cl) - mg/L	Sulfate (SO4) - mg/L	Hydroxide Alkalinity as CaCO3 - mg/L	Carbonate Alkalinity as CaCO3 - mg/L	Bicarbonate Alkalinity as CaCO3 - mg/L	Alkalinity - mg/L	Total Anions - meq/L	Ionic Balance	Ammonia as Nitrogen (N)	Nitrite as N - mg/L	Nitrate as N - mg/L	NOX as N - mg/L	Total Dissolved Solids
ANZECC Guideline - stock drinking water									*5*	*0.5*			*0.01*	*1*	*1*	*1*		*0.1*		*1*		*20*	*0.002*			*1000*						*1000*									*1500*	*400*		*4000*
		5-Mar-14	1020		0.93	Dry																																					
		11-Jun-14	945		0.93	Dry																																					
		30-Sep-14	1110		0.93	Dry																																					
		5-Dec-14	1020		0.93	Dry																																					
		11-Mar-15	1040		0.93	Dry																																					
		3-Jun-15	945		0.93	Dry																																					
		8-Sep-15	1025		0.93	Dry																																					
		14-Dec-15	1300		0.93	Dry																																					
		10-Mar-16	1010		0.93	Dry																																					
		31-May-16	1030		0.93	Dry																																					
		27-Sep-16	1240		0.93	Dry																																					
		25-Oct-16	1345		0.93	Dry																																					
		24-Nov-16	1330		0.93	Dry																																					
		20-Dec-16	1400		0.93	Dry																																					
		25-Jan-17	1250		0.93	Dry																																					
		23-Feb-17	1215		0.93	Dry																																					
		30-Mar-17	1045		0.93	Dry																																					
		26-Apr-17	1435		0.93	Dry																																					
		29-May-17	1405		0.93	Dry																																					
		28-Jun-17	1155		0.93	Dry																																					
		26-Jul-17	1415	15.27	16.20	No sample, about 15cm of muddy slime																																					
		29-Aug-17	1340		0.93	Dry																																					
		26-Sep-17	1350		0.93	Dry																																					
		26-Oct-17	1350		0.93	Dry																																					
		27-Nov-17	1335		0.93	Dry																																					
		20-Dec-17	1425		0.93	Dry																																					
		30-Jan-18	1340		0.93	Dry																																					
		28-Feb-18	1235		0.93	Dry																																					
		28-Mar-18	1420		0.93	Dry																																					
		30-Apr-18	1315		0.93	Dry																																					
		29-May-18	1215		0.93	Dry																																					
		26-Jun-18	1025		0.93	Dry																																					
		30-Jul-18	1205	15.12	16.05	7.3	18230	20.3																																			
		30-Aug-18	1310	14.40	15.33	7.1	19760	21.5																																			
		25-Sep-18	1335	14.49	15.42	Insufficient water to sample																																					
		26-Oct-18	1100	14.44	15.37	7	25050	21.5																																			
		28-Nov-18	1400	14.22	15.15	7.1	24320	22.1																																			
		21-Dec-18	1310	14.31	15.24	7	25060	23.6																																			
		31-Jan-19	1310	14.34	15.27	7.1	24320	22.8																																			
P29		**1-Jun-12**	1010	8.10	9.03	8.02	11700	21.4																																			
		24-Jul-12	1150	8.05	8.98	7.53	9950	23.1	**15.6**	0.008	0.448	<0.001	0.0001	0.018	0.013	0.044	24.9	**0.775**	0.576	0.024	0.04	0.278	<0.0001	7.8	13100	67	196	2590	16	132	3780	717	1	<1	1090	1090	143	3.94	<0.10	<0.01	0.93	0.93	**8170**
Depth	25	**2-Sep-12**	1300	8.41	9.34	8.08	12440	22.7	2.34	0.002	0.259	<0.001	<0.0001	0.006	0.001	0.01	3.77	0.061	0.076	0.004	0.01	0.042	0.0002	7.83	14400	79	216	2690	16	139	4050	839	<1	<1	1100	1100	154	5	<0.01	<0.01	1.76	1.76	**8750**
Format.	Napperby	**10-Dec-12**	1315	8.04	8.97	7.69	10870	22.3																																			
		07-Mar-13	1050	8.05	8.98	7.7	11100	22.3	0.06	0.001	0.145	<0.001	<0.0001	0.002	<0.001	0.002	0.13	0.005	<0.001	<0.001	<0.01	0.012	<0.0001	7.73	14000	39	205	2720	16	138	3720	735	<1	<1	1130	1130	143	1.91	0.04	<0.01	0.44	0.44	**7800**
		3-Jul-13	1015	8.00	8.93	7.69	11530	20.8																																			
		04-Sep-13	1150	7.98	8.91	7.92	10800	22.4	0.71	0.002	0.188	<0.001	<0.0001	0.001	<0.001	0.054	1.76	0.031	0.032	0.002	<0.01	0.079	<0.0001	8.03	12400	60	178	2540	15	128	3370	632	<1	<1	1160	1160	131	1.14	0.05	0.24	0.28	0.52	**7470**
		27-Nov-13	920	7.83	8.76	8.5	16220	21.9																																			
		05-Mar-14	1040	7.78	8.71	7.9	9940	22.5	0.46	0.001	0.146	<0.001	<0.0001	0.004	<0.001	0.042	1.11	0.01	0.028	0.003	<0.01	0.069	<0.0001	7.97	10800	43	131	2410	12	118	2520	552	<1	<1	1240	1240	107	4.72	0.08	<0.01	0.42	0.42	**5920**
		11-Jun-14	1015	7.55	8.48	7.6	9200	20.3																																			
		30-Sep-14	1140	7.20	8.13	7.4	10710	22.7	0.42	0.002	0.136	<0.001	<0.0001	0.002	<0.001	0.014	1.1	0.011	0.037	0.007	<0.01	0.073	<0.0001	8.04	8690	31	95	1890	8	91.8	1590	428	<1	<1	1140	1140	76.5	9.02	0.04	<0.01	0.29	0.29	**4590**
		05-Dec-14	1040	6.85	7.78	8.1	5010	21.5																																			
		11-Mar-15	1110	6.54	7.47	8	3970	22.4	0.07	0.004	0.093	<0.001	<0.0001	<0.001	<0.001	0.006	0.3	0.008	0.005	0.002	<0.01	0.041	<0.0001	8.29	4120	14	29	1120	11	52.1	544	155	<1	<1	1460	1460	47.7	4.3	0.04	<0.01	0.6	0.6	2250
		03-Jun-15	1005	6.27	7.2	8	3830	20																																			
		08-Sep-15	1050	5.96	6.89	8.3	3650	20	0.06	0.002	0.074	<0.001	<0.0001	<0.001	<0.001	0.003	0.13	0.006	0.002	<0.001	<0.01	0.023	<0.0001	8.32	3780	10	23	948	5	43.8	405	125	<1	15	1220	1230	38.6	6.2	0.09	<0.01	0.59	0.59	2290
		14-Dec-15	1320	5.64	6.57	8.3	4150	22.9																																			
		10-Mar-16	1045	5.47	6.4	8.2	4460	21.6	0.05	0.002	0.085	<0.001	<0.0001	<0.001	<0.001	0.012	0.11	0.003	0.004	<0.001	<0.01	0.017	<0.0001	8.08	4710	13	30	959	4	44.9	851	136	<1	<1	1040	1040	47.6	2.94	5.7	<0.01	7.65	7.65	2800
		31-May-16	1030	5.45	6.38	7.9	4670	20.7																																			
		27-Sep-16	1255	5.08	6.01	8	4400	21.2	0.04	0.003	0.061	<0.001	<0.0001	<0.001	<0.001	0.002	0.07	0.007	0.002	<0.001	<0.01	0.02	<0.0001	8.54	4680	13	26	1010	4	46.8	758	126	<1	95	951	1040	44.8	2.18	<0.01	<0.01	8.35	8.35	2480
		25-Oct-16	1355	4.97	5.9	8.3	4430	21																																			
		24-Nov-16	1340	4.95	5.88	8.4	4530	21.1																																			
		20-Dec-16	1350	4.96	5.89	8.4	9690	21.3																																			
		25-Jan-17	1240	5.05	5.98	8.3	4910	22.2																																			
		23-Feb-17	1205	5.04	5.97	8.3	5160	21.5																																			
		30-Mar-17	1040	6.05	6.98	8.3	5340	22.3																																			
		26-Apr-17	1425	5.11	6.04	8.4	5340	21.4																																			
		29-May-17	1355	5.01	5.94	8.5	5470	21.2																																			
		29-Jun-17	1145	4.94	5.87	8.4	5380	21																																			
		26-Jul-17	1405	4.97	5.9	8.6	5490	20.6																																			
		29-Aug-17	1335	4.99	5.92	8.6	5540	20.6																																			
		26-Sep-17	1340	4.97	5.9	8.8	5680	22	<0.01	0.002	0.087	<0.001	<0.0001	<0.001	<0.001	0.003	<0.05	0.006	<0.001	<0.001	<0.01	0.01	<0.0001	8.45	5890	20	42	1060	5	50.7	1120	164	<1	54	797	851	52	1.29	0.01	<0.01	10.3	10.3	3020
		26-Oct-17	1340	4.92	5.85	8.6	5870	21.4																																			
		27-Nov-17	1325	4.94	5.87	8.5	6070	20																																			
		20-Dec-17	1415	4.89	5.82	8.4	6410	21.4																																			
		30-Jan-18	1330	4.91	5.84	8.3	6780	21.5																																			
		28-Feb-18	1225	5.14	6.07	8.2	7010	21.3																																			
		28-Mar-18	1415	4.99	5.92	8.2	7150	21.9																																			
		30-Apr-18	1305	5.00	5.93	8.2	7230	20.9																																			
		29-May-18	1230	4.89	5.82	8.4	7210	21.3																																			
		26-Jun-18	1015	5.10	6.03	8.3	7020	19.9																																			
		30-Jul-18	1150	5.06	5.99	8.4	7040	20.1																																			
		30-Aug-18	1255	5.05	5.98	8.3	7330	20.6																																			
		25-Sep-18	1315	5.08	6.01	8.1	8370	20.5	0.04	0.002	0.153	<0.001	<0.0001	<0.001	<0.001	<0.001	0.11	0.003	0.002	0.001	<0.01	<0.005	<0.0001	7.87	9910	35	80	1720	5	83.3	2590	298	<1	<1	637	637	92	4.97	0.03	<0.01	13	13	**5430**
		26-Oct-18	1045	5.04	5.97	8.1	8490	21.3																																			
		28-Nov-18	1345	4.96	5.89	8	9410	20.6																																			
		21-Dec-18	1255	4.95	5.88	7.9	9350	21																																			
		31-Jan-19	1250	4.99	5.92	7.9	9310	22.1																																			
P30		**1-Jun-12**	1030		0.78	Dry																																					
		24-Jul-12	1200		0.78	Dry																																					
Depth	15	**2-Sep-12**	1315		0.78	Dry																																					
Format.	Napperby	**10-Dec-12**	1325		0.78	Dry																																					
		7-Mar-13	1100		0.78	Dry																																					
		3-Jul-13	1025		0.78	Dry																																					
		4-Sep-13	1200		0.78	Dry																																					
		27-Nov-13	900		0.78	Dry																																					
		5-Mar-14	1050		0.78	Dry																																					
		11-Jun-14	1030		0.78	Dry																																					
		30-Sep-14	1205		0.78	Dry																																					
		5-Dec-14	1050		0.78	Dry																																					
		11-Mar-15	1120		0.78	Dry																																					
		3-Jun-15	1015		0.78	Dry																																					
		8-Sep-15	1100		0.78	Dry																																					

Site ID	Piezometer / Water Bore	Date	Time	Depth to Water - mbgl	Depth to Stand - mbtoc	Field Parameters: pH - Field	EC - Field - µs/cm	Temp - Field - °C	Total Metals: Aluminium (Al) mg/L	Arsenic (As) - mg/L	Barium (Ba) - mg/L	Beryllium (Be) - mg/L	Cadmium (mg/L)	Chromium (Cr) - mg/L	Cobalt (Co) - mg/L	Copper (Cu) - mg/L	Iron (Fe) - mg/L	Lead (Pb) - mg/L	Manganese (Mn) - mg/L	Nickel (Ni) - mg/L	Vanadium (V) - mg/L	Zinc (Zn) - mg/L	Mercury (Hg) - mg/L	pH Lab	EC - Lab - µs/cm	Major Cations: Calcium (Ca) - mg/L	Magnesium (Mg) - mg/L	Sodium (Na) - mg/L	Potassium (K) - mg/L	Total Cations - meq/L	Major Anions: Chloride (Cl) - mg/L	Sulfate (SO4) - mg/L	Hydroxide Alkalinity as CaCO3 - mg/L	Carbonate Alkalinity as CaCO3 - mg/L	Bicarbonate Alkalinity as CaCO3 - mg/L	Alkalinity - mg/L	Total Anions - meq/L	Ionic Balance	Ammonia as Nitrogen (N)	Nitrite as N - mg/L	Nitrate as N - mg/L	NOX as N - mg/L	Total Dissolved Solids
ANZECC Guideline - stock drinking water									*5*	*0.5*			*0.01*	*1*	*1*	*1*		*0.1*		*1*		*20*	*0.002*			*1000*						*1000*								*1500*	*400*		*4000*
		14-Dec-15	1330		0.78	Dry																																					
		10-Mar-16	1055		0.78	Dry																																					
		31-May-16	1055		0.78	Dry																																					
		27-Sep-16	1300		0.78	Dry																																					
		25-Oct-16	1405		0.78	Dry																																					
		24-Nov-16	1350		0.78	Dry																																					
		20-Dec-16	1335		0.78	Dry																																					
		25-Jan-17	1225		0.78	Dry																																					
		23-Feb-17	1150		0.78	Dry																																					
		30-Mar-17	1025		0.78	Dry																																					
		26-Apr-17	1410		0.78	Dry																																					
		29-May-17	1345		0.78	Dry																																					
		29-Jun-17	1040		0.78	Dry																																					
		26-Jul-17	1350		0.78	Dry																																					
		29-Aug-17	1325		0.78	Dry																																					
		26-Sep-17	1320		0.78	Dry																																					
		26-Oct-17	1320		0.78	Dry																																					
		27-Nov-17	1310		0.78	Dry																																					
		20-Dec-17	1400		0.78	Dry																																					
		30-Jan-18	1315		0.78	Dry																																					
		28-Feb-18	1210		0.78	Dry																																					
		28-Mar-18	1400		0.78	Dry																																					
		30-Apr-18	1250		0.78	Dry																																					
		29-May-18	1240		0.78	Dry																																					
		26-Jun-18	955		0.78	Dry																																					
		30-Jul-18	1135		0.78	Dry																																					
		30-Aug-18	1240		0.78	Dry																																					
		25-Sep-18	1300		0.78	Dry																																					
		26-Oct-18	1035		0.78	Dry																																					
		28-Nov-18	1330		0.78	Dry																																					
		21-Dec-18	1240		0.78	Dry																																					
		31-Jan-19	1235		0.78	Dry																																					
P31		**1-Jun-12**	950	15.59	16.52	7.06	7870	21.7																																			
		24-Jul-12	1110	15.57	16.50	7.38	6160	22.3	0.33	<0.001	0.232	<0.001	<0.0001	<0.001	<0.001	0.012	0.59	0.017	0.098	0.007	<0.01	0.07	<0.0001	7.61	8000	112	188	1380	16	81.5	1970	367	1	<1	854	854	80.3	0.73	0.08	<0.01	7.62	7.62	**4810**
Depth	**15**	**2-Sep-12**	1230	15.50	16.43	7.64	6670	21.6	0.78	<0.001	0.161	<0.001	<0.0001	0.001	<0.001	0.01	1.24	0.024	0.029	0.006	<0.01	0.052	<0.0001	7.76	7460	82	154	1320	14	74.5	1680	379	<1	<1	918	918	73.6	0.59	0.02	<0.01	10.2	10.2	**4250**
Format.	**Napperby**	**10-Dec-12**	1255	15.49	16.42	7.28	6960	22.9																																			
		07-Mar-13	1025	15.47	16.4	7.46	6980	22.7	0.11	<0.001	0.177	<0.001	0.0002	<0.001	<0.001	0.012	0.17	0.009	0.018	0.004	<0.01	0.052	<0.0001	7.5	7790	48	176	1420	16	79.1	1690	346	<1	<1	858	858	72	4.63	0.08	<0.01	11.1	11.1	**4430**
		3-Jul-13	935	15.52	16.43	7.38	7080	20.5																																			
		04-Sep-13	1130	15.58	16.49	7.45	7110	22.3	0.36	0.002	0.196	<0.001	0.0001	0.002	<0.001	0.153	0.77	0.009	0.037	0.003	<0.01	0.087	<0.0001	7.75	7730	100	183	1430	17	82.7	2000	331	<1	<1	862	862	80.5	1.3	0.05	<0.01	8.64	8.64	**4500**
		27-Nov-13	1005	15.43	16.34	7.2	7340	22																																			
		05-Mar-14	1010	15.49	16.4	7.4	6980	22.6	0.42	<0.001	0.15	<0.001	<0.0001	0.005	<0.001	0.032	0.72	0.005	0.022	0.004	<0.01	0.044	<0.0001	7.69	7570	98	178	1360	16	79.1	1780	329	<1	<1	851	851	74.1	3.27	<0.01	<0.01	9.41	9.41	**4020**
		11-Jun-14	930	15.55	16.46	7.2	7170	21.3																																			
		30-Sep-14	1045	15.57	16.48	7.2	6920	23.1	0.08	0.001	0.21	<0.001	<0.0001	<0.001	<0.001	0.005	0.13	0.002	0.016	0.003	<0.01	0.025	<0.0001	7.71	7430	92	176	1440	14	82.1	1470	340	<1	<1	770	770	63.9	12.4	0.03	<0.01	10	10	3620
		05-Dec-14	1005	15.42	16.33	7.2	7270	21.9																																			
		11-Mar-15	1020	15.54	16.45	7.3	7060	22.6	0.22	<0.001	0.222	<0.001	<0.0001	<0.001	<0.001	0.008	0.26	0.008	0.019	0.004	<0.01	0.143	<0.0001	7.76	7370	92	160	1220	12	71.1	1840	339	<1	<1	920	920	77.3	4.21	0.03	<0.01	9.71	9.71	3430
		03-Jun-15	935	15.76	16.67	7.2	7150	21.3																																			
		08-Sep-15	1010	15.68	16.59	7.2	7210	21.6	0.74	0.001	0.171	<0.001	<0.0001	<0.001	0.001	0.006	1.4	0.009	0.174	0.002	<0.01	0.07	<0.0001	7.78	7640	108	170	1260	13	74.5	1730	322	<1	<1	820	820	71.9	1.77	0.05	0.01	7.82	7.83	**4470**
		14-Dec-15	1255	15.50	16.41	7.3	7180	23.4																																			
		10-Mar-16	955	15.47	16.38	7.3	7060	22.5	0.57	<0.001	0.158	<0.001	<0.0001	<0.001	<0.001	0.04	0.98	0.018	0.037	0.002	<0.01	0.078	<0.0001	7.66	7540	90	155	1320	17	75.1	1730	343	<1	<1	867	867	73.3	1.21	1.7	<0.01	10	10	**4280**
		31-May-16	1020	15.58	16.49	7.3	7100	21.4																																			
		27-Sep-16	1235	15.39	16.3	7.3	6840	22.2	0.03	0.001	0.171	<0.001	<0.0001	<0.001	<0.001	0.003	0.06	<0.001	0.003	0.001	<0.01	0.024	<0.0001	7.7	7310	95	161	1280	12	74	1350	299	<1	<1	932	932	62.9	8.04	0.02	<0.01	9.78	9.78	3640
		25-Oct-16	1335	15.45	16.36	7.3	6776	22.1																																			
		24-Nov-16	1320	15.44	16.35	7.3	6840	21.3																																			
		20-Dec-16	1325	15.38	16.29	7.2	6750	22.5																																			
		25-Jan-17	1215	15.43	16.34	7.1	6820	23																																			
		23-Feb-17	1145	15.47	16.38	7.2	6730	22.3																																			
		30-Mar-17	1020	15.41	16.32	7.3	6750	23																																			
		26-Apr-17	1400	15.37	16.28	7.3	6890	21.8																																			
		29-May-17	1330	15.49	16.4	7.3	6870	22.4																																			
		29-Jun-17	1050	15.41	16.32	7.1	7120	20.5																																			
		26-Jul-17	1340	15.48	16.39	7.2	7040	21.3																																			
		29-Aug-17	1315	15.48	16.39	7.3	7040	21.7																																			
		26-Sep-17	1310	15.46	16.37	7.3	7050	23.1	0.02	<0.001	0.181	<0.001	<0.0001	<0.001	<0.001	<0.001	<0.05	<0.001	0.002	<0.001	<0.01	0.013	<0.0001	7.66	7170	82	149	1120	11	65.4	1420	287	<1	<1	798	798	62	2.65	<0.01	<0.01	9.1	9.1	**4140**
		26-Oct-17	1310	15.35	16.26	7.3	6990	22.7																																			
		27-Nov-17	1300	15.45	16.36	7.2	7130	21.8																																			
		20-Dec-17	1355	15.41	16.32	7.2	7090	23.1																																			
		30-Jan-18	1305	15.39	16.3	7.3	7100	22.8																																			
		28-Feb-18	1200	15.51	16.42	7.3	6990	22.3																																			
		28-Mar-18	1350	15.53	16.44	7.3	7060	22.5																																			
		30-Apr-18	1240	15.60	16.51	7.3	7120	21.9																																			
		29-May-18	1255	15.59	16.5	7.3	7030	22.2																																			
		26-Jun-18	945	15.74	16.65	7.4	6730	21																																			
		30-Jul-18	1125	15.70	16.61	7.4	6820	21.3																																			
		30-Aug-18	1230	15.76	16.67	7.4	6710	21.5																																			
		25-Sep-18	1250	15.84	16.75	7.4	6670	21.7	0.02	0.001	0.133	<0.001	<0.0001	<0.001	<0.001	<0.001	<0.05	<0.001	0.005	<0.001	<0.01	<0.005	<0.0001	7.51	8250	88	158	1180	11	69	1890	352	<1	<1	781	781	76.2	4.99	0.03	<0.01	10.2	10.2	**4400**
		26-Oct-18	1020	15.91	16.82	7.3	6740	23.1																																			
		28-Nov-18	1325	15.88	16.79	7.3	7030	21.7																																			
		21-Dec-18	1230	15.76	16.67	7.3	6920	21.9																																			
		31-Jan-19	1230	15.79	16.7	7.3	6870	22.2																																			
P32		**1-Jun-12**	1040	7.21	8.17	7.39	13050	21.2																																			
		24-Jul-12	1220	7.23	8.19	7.79	6710	22.9	4.71	0.003	0.064	<0.001	<0.0001	0.008	0.004	0.016	7.31	**0.207**	0.163	0.008	0.02	0.162	<0.0001	7.89	8480	10	67	1810	1	84.8	1560	**1020**	1	<1	981	981	84.8	0.08	0.1	<0.01	11.6	11.6	**5500**
Depth	**15**	**2-Sep-12**	1330	7.15	8.11	7.57	5590	24.2	0.09	<0.001	0.01	<0.001	<0.0001	<0.001	<0.001	0.006	0.19	0.003	0.003	<0.001	0.01	0.012	<0.0001	8.08	5940	4	32	1350	<1	61.6	927	828	<1	<1	1150	1150	66.4	3.81	<0.01	<0.01	7.22	7.22	3790
Format.	**Napperby**	**26-Nov-12**	1109	7.22	8.18	**Data Logger Installed**																																					
		10-Dec-12	1335	7.30	8.26	7.95	3620	23.4																																			
		07-Mar-13	1115	7.97	8.93	8.03	3620	22.9	0.09	<0.001	0.007	<0.001	<0.0001	0.002	<0.001	<0.001	0.12	0.002	0.001	<0.001	0.02	0.007	0.0002	8.08	3780	2	15	965	<1	43.3	376	411	<1	<1	1030	1030	39.7	4.24	<0.01	<0.01	2	2	2360
		13-May-13	1420	6.98	7.94																																						
		3-Jul-13	1030	6.98	7.94	8.27	2430	21.9																																			
		04-Sep-13	1210	7.02	7.98	8.26	2230	23.4	0.61	0.002	0.019	<0.001	<0.0001	0.003	<0.001	0.239	1.06	0.027	0.017	0.002	0.03	0.154	0.0001	8.38	2320	<1	4	632	<1	27.8	101	111	<1	19	972	991	25.1	5.07	0.01	<0.01	0.21	0.21	1460
		27-Nov-13	1025	7.99	8.95	8.6	2240	22.4																																			
		05-Mar-14	955	9.16	10.12	8.3	3190	22.4	3.62	0.002	0.057	<0.001	0.0012	0.018	0.006	0.226	6.18	0.028	0.247	0.015	0.03	0.876	0.0001	8.19	3280	1	10	737	1	33	251	330	<1	<1	1000	1000	33.9	1.51	0.16	0.07	0.85	0.92	1870
		11-Jun-14	1045	6.56	7.52	8.3	2490	21.2																																			
		30-Sep-14	1220	5.92	6.88	8.4	2560	23.4	0.23	0.003	0.011	<0.001	<0.0001	0.002	<0.001	0.011	0.29	0.009	0.008	0.003	0.02	0.026	<0.0001	8.49	2660	1	6	777	<1	34.3	189	221	<1	39	796	835	26.6	12.6	0.02	<0.01	1.68	1.68	1420
		05-Dec-14	1115	5.96	6.92	8.5	2540	22.3																																			
		11-Mar-15	1140	6.50	7.46	8.3	2030	23.8	0.16	0.003	0.013	<0.001	<0.0001	<0.001	<0.001	0.004	0.15	0.005	0.004	<0.001	0.04	0.023	<0.0001	8.48	2070	2	6	524	<1	23.4	123	114	<1	40	830	870	23.2	0.28	0.04	<0.01	0.41	0.41	1100
		03-Jun-15	1025	6.80	7.76	8.3	1807	21.3																																			
		08-Sep-15	1115	6.69	7.65	8.5	1658	22.2	0.13	0.004	0.009	<0.001	<0.0001	<0.001	<0.001	0.003	0.16	<0.001	0.003	<0.001	0.04	0.02	<0.0001	8.52	1720	1	4	470	<1	20.8	40	52	<1	42	763	805	18.3	6.4	0.04	<0.01	0.15	0.15	998
		14-Dec-15	1340	6.58	7.54	8.5	1672	23																																			
		10-Mar-16	1120	6.16	7.12	8.7	1688	23.2	0.09	0.004	0.008	<0.001	<0.0001	0.006	<0.001	0.008	0.16	<0.001	0.003	<0.001	0.04	0.015	<0.0001	8.49	1770	<1	4	466	<1	20.6	40	66	<1	36	803	839	19.3	3.28	5.2	<0.01	1.04	1.04	1030
		31-May-16	1105	8.15	9.11	8.9	1786	21.7																																			
		27-Sep-16	1330	6.07	7.03	8.7	1695	22.9	0.13	0.004	0.013	<0.001	<0.0001	<0.001	<0.001	0.019	0.17	0.002	0.005	0.003	0.04	0.026	0.0002	8.58	1770	<1	3	444	<1	19.6	47	72	<1	68	817	884	20.5	2.38	0.32	0.16	1.15	1.31	1000
		25-Oct-16	1255	5.71	6.67	8.7	1667	22.4																																			

Site ID	Piezometer / Water Bore	Date	Time	Depth to Water - mbgl	Depth to Stand - mbtoc	Field Parameters			Total Metals																Mercury (Hg) - mg/L	pH Lab	EC - Lab - µs/cm	Major Cations				Total Cations - meq/L	Major Anions						Total Anions - meq/L	Ionic Balance	Ammonia as Nitrogen (N)	Nitrite as N - mg/L	Nitrate as N - mg/L	NOX as N - mg/L	Total Dissolved Solids
						pH - Field	EC - Field - µs/cm	Temp - Field - °C	Aluminium (Al) mg/L	Arsenic (As) - mg/L	Barium (Ba) - mg/L	Beryllium (Be) - mg/L	Cadmium (mg/L)	Chromium (Cr) - mg/L	Cobalt (Co) - mg/L	Copper (Cu) - mg/L	Iron (Fe) - mg/L	Lead (Pb) - mg/L	Manganese (Mn) - mg/L	Nickel (Ni) - mg/L	Vanadium (V) - mg/L	Zinc (Zn) - mg/L				Calcium (Ca) - mg/L	Magnesium (Mg) - mg/L	Sodium (Na) mg/L	Potassium (K) - mg/L		Chloride (Cl) - mg/L	Sulfate (SO4) - mg/L	Hydroxide Alkalinity as CaCO3 - mg/L	Carbonate Alkalinity as CaCO3 - mg/L	Bicarbonate Alkalinity as CaCO3 - mg/L	Alkalinity - mg/L						
ANZECC Guideline - stock drinking water									*5*	*0.5*			*0.01*	*1*	*1*	*1*		*0.1*		*1*		*20*	*0.002*			*1000*						*1000*									*1500*	*400*		*4000*
		24-Nov-16	1250	5.57	6.53	8.7	1719	21.6																																				
		20-Dec-16	1250	5.71	6.67	8.7	1773	22.6																																				
		25-Jan-17	1140	6.08	7.04	8.6	1841	22.9																																				
		23-Feb-17	1120	6.45	7.41	8.6	1684	22.1																																				
		30-Mar-17	945	6.70	7.66	8.6	1693	23																																				
		26-Apr-17	1325	6.80	7.76	8.7	1695	22.6																																				
		29-May-17	1255	7.07	8.03	8.7	1705	22.4																																				
		29-Jun-17	1130	7.13	8.09	8.6	1690	21.9																																				
		26-Jul-17	1300	7.22	8.18	8.7	1600	22.1																																				
		29-Aug-17	1240	7.38	8.34	8.7	1660	22																																				
		26-Sep-17	1230	7.56	8.52	8.7	1670	22.4	0.02	0.004	0.014	<0.001	<0.0001	<0.001	<0.001	0.003	<0.05	<0.001	0.001	<0.001	0.04	0.006	<0.0001	8.46	1760	4	6	384	1	17.4	33	51	<1	38	782	820	18.4	2.67	0.03	<0.01	0.94	0.94	1020
		26-Oct-17	1235	7.67	8.63	8.7	1697	23.4																																				
		27-Nov-17	1225	7.96	8.92	8.7	1720	22.1																																				
		20-Dec-17	1320	8.02	8.98	8.7	1787	23.4																																				
		30-Jan-18	1230	8.19	9.15	8.7	1851	23.4																																				
		28-Feb-18	1255	8.28	9.24	8.7	1844	22.8																																				
		28-Mar-18	1325	8.39	9.35	8.7	1895	23.2																																				
		30-Apr-18	1215	8.40	9.36	8.7	1907	22.3																																				
		29-May-18	1330	8.52	9.48	8.8	1845	22.4																																				
		26-Jun-18	905	8.66	9.62	8.6	1827	20.8																																				
		30-Jul-18	1050	8.70	9.66	8.6	1827	21																																				
		30-Aug-18	1215	8.80	9.76	8.6	1934	22.1																																				
		25-Sep-18	1225	8.81	9.77	8.8	1890	21.7	0.05	0.003	0.008	<0.001	<0.0001	<0.001	<0.001	0.004	0.05	<0.001	0.002	<0.001	0.03	<0.005	<0.0001	8.42	2120	4	7	518	<1	23.3	42	100	<1	32	801	833	19.9	7.86	0.02	<0.01	0.08	0.08	1320
		26-Oct-18	1115	9.00	9.96	8.9	2270	23.4																																				
		28-Nov-18	1300	8.80	9.76	8.5	2040	22.2																																				
		21-Dec-18	1200	8.85	9.81	8.4	2060	22.4																																				
		31-Jan-19	1200	8.93	9.89	8.4	2060	23.1																																				
P33		**1-Jun-12**	930		0.97	Dry																																						
		24-Jul-12	1045		0.97	Dry																																						
Depth	**15**	**2-Sep-12**	1340		0.97	Dry																																						
Format.	**Napperby**	**10-Dec-12**	1235		0.97	Dry																																						
		7-Mar-13	1000		0.97	Dry																																						
		3-Jul-13	910		0.97	Dry																																						
		4-Sep-13	1110		0.97	Dry																																						
		27-Nov-13	1045		0.97	Dry																																						
		5-Mar-14	930		0.97	Dry																																						
		11-Jun-14	900		0.97	Dry																																						
		30-Sep-14	1015		0.97	Dry																																						
		5-Dec-14	930		0.97	Dry																																						
		11-Mar-15	950		0.97	Dry																																						
		3-Jun-15	915		0.97	Dry																																						
		8-Sep-15	940		0.97	Dry																																						
		14-Dec-15	1235		0.97	Dry																																						
		10-Mar-16	925		0.97	Dry																																						
		31-May-16	1000		0.97	Dry																																						
		27-Sep-16	1205		0.97	Dry																																						
		25-Oct-16	1305		0.97	Dry																																						
		24-Nov-16	1300		0.97	Dry																																						
		20-Dec-16	1300		0.97	Dry																																						
		25-Jan-17	1150		0.97	Dry																																						
		23-Feb-17	1125		0.97	Dry																																						
		30-Mar-17	955		0.97	Dry																																						
		26-Apr-17	1335		0.97	Dry																																						
		29-May-17	1308		0.97	Dry																																						
		29-Jun-17	1120		0.97	Dry																																						
		26-Jul-17	1315		0.97	Dry																																						
		29-Aug-17	1250		0.97	Dry																																						
		26-Sep-17	1240		0.97	Dry																																						
		26-Oct-17	1245		0.97	Dry																																						
		27-Nov-17	1235		0.97	Dry																																						
		20-Dec-17	1330		0.97	Dry																																						
		30-Jan-18	1240		0.97	Dry																																						
		28-Feb-18	1150		0.97	Dry																																						
		28-Mar-18	1330		0.97	Dry																																						
		30-Apr-18	1225		0.97	Dry																																						
		29-May-18	1315		0.97	Dry																																						
		26-Jun-18	920		0.97	Dry																																						
		30-Jul-18	1100		0.97	Dry																																						
		30-Aug-18			0.97	Dry																																						
		25-Sep-18	1230		0.97	Dry																																						
		26-Oct-18	1130		0.97	Dry																																						
		28-Nov-18	1305		0.97	Dry																																						
		21-Dec-18	1205		0.97	Dry																																						
		31-Jan-19	1205		0.97	Dry																																						
P34		**1-Jun-12**	940		0.95	Dry																																						
		24-Jul-12	1050		0.95	Dry																																						
Depth	**15**	**2-Sep-12**	1350		0.95	Dry																																						
Format.	**Napperby**	**10-Dec-12**	1245		0.95	Dry																																						
		7-Mar-13	1010		0.95	Dry																																						
		3-Jul-13	920		0.95	Dry																																						
		4-Sep-13	1120		0.95	Dry																																						
		27-Nov-13	1055		0.95	Dry																																						
		5-Mar-14	940		0.95	Dry																																						
		11-Jun-14	915		0.95	Dry																																						
		30-Sep-14	1030		0.95	Dry																																						
		5-Dec-14	945		0.95	Dry																																						
		11-Mar-15	1000		0.95	Dry																																						
		3-Jun-15	925		0.95	Dry																																						
		8-Sep-15	955		0.95	Dry																																						
		14-Dec-15	1245		0.95	Dry																																						
		10-Mar-16	935		0.95	Dry																																						
		31-May-16	1010		0.95	Dry																																						
		27-Sep-16	1215		0.95	Dry																																						
		25-Oct-16	1315		0.95	Dry																																						
		24-Nov-16	1310		0.95	Dry																																						
		20-Dec-16	1310		0.95	Dry																																						
		25-Jan-17	1200		0.95	Dry																																						
		23-Feb-17	1130		0.95	Dry																																						
		30-Mar-17	1005		0.95	Dry																																						
		26-Apr-17	1345		0.95	Dry																																						
		29-May-17			0.95	Dry																																						

Site ID	Piezometer / Water Bore	Date	Time	Depth to Water - mbgl	Depth to Stand - mbtoc	Field Parameters			Total Metals																		Major Cations					Major Anions												
						pH - Field	EC - Field - µs/cm	Temp - Field - °C	Aluminium (Al) mg/L	Arsenic (As) - mg/L	Barium (Ba) - mg/L	Beryllium (Be) - mg/L	Cadmium (mg/L)	Chromium (Cr) - mg/L	Cobalt (Co) - mg/L	Copper (Cu) - mg/L	Iron (Fe) - mg/L	Lead (Pb) - mg/L	Manganese (Mn) - mg/L	Nickel (Ni) - mg/L	Vanadium (V) - mg/L	Zinc (Zn) - mg/L	Mercury (Hg) - mg/L	pH Lab	EC - Lab - µs/cm	Calcium (Ca) - mg/L	Magnesium (Mg) - mg/L	Sodium (Na) mg/L	Potassium (K) - mg/L	Total Cations - meq/L	Chloride (Cl) - mg/L	Sulfate (SO4) - mg/L	Hydroxide Alkalinity as CaCO3 - mg/L	Carbonate Alkalinity as CaCO3 - mg/L	Bicarbonate Alkalinity as CaCO3 - mg/L	Alkalinity - mg/L	Total Anions - meq/L	Ionic Balance	Ammonia as Nitrogen (N)	Nitrite as N - mg/L	Nitrate as N - mg/L	NOX as N - mg/L	Total Dissolved Solids
ANZECC Guideline - stock drinking water									*5*	*0.5*			*0.01*	*1*	*1*	*1*		*0.1*		*1*		*20*	*0.002*			*1000*						*1000*									*1500*	*400*		*4000*
		29-Jun-17	1110		0.95	Dry																																						
		26-Jul-17	1325		0.95	Dry																																						
		29-Aug-17	1300		0.95	Dry																																						
		26-Sep-17	1250		0.95	Dry																																						
		26-Oct-17	1255		0.95	Dry																																						
		27-Nov-17	1245		0.95	Dry																																						
		20-Dec-17	1340		0.95	Dry																																						
		30-Jan-18	1250		0.95	Dry																																						
		28-Feb-18	1140		0.95	Dry																																						
		28-Mar-18	1335		0.95	Dry																																						
		30-Apr-18	1230		0.95	Dry																																						
		29-May-18	1305		0.95	Dry																																						
		26-Jun-18	930		0.95	Dry																																						
		30-Jul-18	1110		0.95	Dry																																						
		30-Aug-18			0.95	Dry																																						
		25-Sep-18	1235		0.95	Dry																																						
		26-Oct-18	1140		0.95	Dry																																						
		28-Nov-18	1310		0.95	Dry																																						
		21-Dec-18	1210		0.95	Dry																																						
		31-Jan-19	1210		0.95	Dry																																						
P47		**18-Jun-12**		24.00																																								
		17-Oct-12	1350	24.15	25.17																																							
Depth	**30.5**	**31-Oct-12**	1400	24.12	25.14																																							
Format.	**Garrawilla**	**14-Nov-12**	1215	24.11	25.13				Data Logger Installed 14 November 2012																																			
		13-May-13	1530	23.91	24.93																																							
		11-Jul-13	1510	23.90	24.92																																							
		1-Aug-13	1205	23.85	24.87																																							
		04-Sep-13	1400	23.88	24.9	7.18	5310	23.7	**18.7**	0.006	0.28	0.001	0.0003	0.111	0.056	0.292	32.3	0.034	0.53	0.183	0.09	0.463	<0.0001	7.64	5880	30	121	1250	44	67	902	334	<1	<1	1430	1430	61	4.64	0.15	<0.01	0.02	0.02	3550
		27-Nov-13	1140	23.85	24.87	7.1	5380	23.6																																				
		05-Mar-14	1140	23.82	24.84	7.1	5280	23.7	2.18	0.002	0.066	<0.001	<0.0001	0.021	0.01	0.04	6.09	0.004	0.162	0.039	0.01	0.066	<0.0001	7.43	5770	28	112	1080	43	58.7	845	341	<1	<1	1430	1430	59.5	0.73	0.97	<0.01	0.02	0.02	3470
		11-Jun-14	1145	23.92	24.94	7	5350	21.6																																				
		29-Sep-14	1230	23.90	24.92	6.9	5940	22.7	0.91	<0.001	0.061	<0.001	<0.0001	0.005	0.002	0.008	4.36	0.002	0.119	0.01	<0.01	0.039	<0.0001	7.68	6610	29	111	1030	43	56.5	1010	373	<1	<1	1390	1390	64	6.3	1.43	<0.01	0.21	0.21	3290
		04-Dec-14	1220	23.89	24.91	6.9	5890	21.9																																				
		12-Mar-15	1345	23.78	24.8	7	5360	23.7	1.65	<0.001	0.115	<0.001	<0.0001	0.01	0.01	0.026	5.97	0.004	0.17	0.039	0.01	0.098	<0.0001	7.5	5660	32	122	1180	38	63.9	858	353	<1	<1	1530	1530	62.1	1.4	0.09	<0.01	0.02	0.02	2770
		03-Jun-15	1120	23.90	24.92	7	5980	21.7																																				
		08-Sep-15	1200	23.88	24.9	7.1	5890	22.8	**5.7**	0.002	0.095	<0.001	<0.0001	0.031	0.011	0.027	9.33	0.007	0.16	0.036	0.03	0.075	<0.0001	7.69	6200	34	111	1100	37	59.6	800	330	<1	<1	1450	1450	58.4	0.99	0.59	<0.01	0.03	0.03	3940
		14-Dec-15	1140	23.85	24.87	7.2	6010	23.1																																				
		10-Mar-16	1315	23.85	24.87	7.2	5470	25	**16.4**	0.003	0.267	<0.001	0.0002	0.095	0.041	0.116	31	0.018	0.453	0.153	0.08	0.28	<0.0001	7.38	5810	29	113	1110	35	59.9	901	358	<1	<1	1410	1410	61	0.96	0.5	<0.01	0.02	0.02	3880
		02-Jun-16	1150	23.86	24.88	7.1	5420	22.1																																				
		28-Sep-16	1415	23.81	24.83	7.1	5510	22.9	0.16	0.001	0.053	<0.001	<0.0001	<0.001	0.002	0.002	2.38	<0.001	0.084	0.006	<0.01	0.062	<0.0001	7.56	6140	34	113	1240	37	65.9	937	349	<1	<1	1640	1640	66.5	0.48	0.3	<0.01	0.01	0.01	3410
		27-Oct-16	1115	23.95	24.97	7.1	5380	22.5																																				
		24-Nov-16	1120	23.84	24.86	7.1	5360	22																																				
		20-Dec-16	1105	23.81	24.83	7	5410	22.9																																				
		24-Jan-17	1110	23.80	24.82	7	5430	23																																				
		22-Feb-17	1215	23.79	24.81	7	5910	23.2																																				
		29-Mar-17	1040	23.76	24.78	7	5680	23.6																																				
		26-Apr-17	1145	23.69	24.71	7	5640	22.8																																				
		29-May-17	1120	23.74	24.76	7	5560	22.7																																				
		29-Jun-17				No access too wet																																						
		26-Jul-17	1110	23.76	24.78	7	5520	22.1																																				
		29-Aug-17	1100	23.88	24.9	7.1	5450	21.9																																				
		26-Sep-17	1030			damaged																																						
		26-Oct-17				damaged																																						
		27-Nov-17				damaged																																						
		20-Dec-17				damaged																																						
		30-Jan-18				damaged																																						
		28-Feb-18				damaged																																						
		28-Mar-18				damaged																																						
		30-Apr-18				damaged																																						
		29-May-18				damaged																																						
		26-Jun-18				damaged																																						
		18-Jul-18	1130	24.73	26.77	7.2	5650	22.3																																				
		26-Jul-18	1050	23.86	25.9	7.2	5570	22.2																																				
		30-Aug-18	1110	23.87	25.12	7.2	5620	21.7																																				
		25-Sep-18	1025	23.94	25.19	7.2	5640	21.4	**16.6**	0.003	0.458	<0.001	0.0002	0.086	0.044	0.056	26.4	0.016	0.714	0.156	0.07	0.1	0.0001	7.23	7100	39	149	1380	34	75.1	1040	407	<1	<1	1360	1360	65	7.22	0.07	<0.01	0.02	0.02	**4150**
		30-Oct-18	1240	23.91	25.16	7.2	5870	23.1																																				
		28-Nov-18	1125	23.89	25.14	7.2	5910	22.9																																				
		21-Dec-18	1020	23.89	25.14	7.2	5840	23.1																																				
		31-Jan-19	1030	23.92	25.17	7.2	5710	22.8																																				
P39A		**2-Jun-16**	1005	6.56	7.56	7.5	3340	20.1																																				
		26-Sep-16			too wet																																							
Depth	**80**	**27-Oct-16**	1010	5.88	6.88	7.8	3440	21.2	0.12	0.002	0.071	<0.001	<0.0001	<0.001	<0.001	0.001	0.5	<0.001	0.209	0.004	<0.01	0.033	<0.0001	7.84	3730	58	58	687	12	37.8	803	55	<1	<1	620	620	36.2	2.26	0.08	<0.01	<0.01	<0.01	1840
Format.	**Watermark**	**25-Nov-16**	1010	5.90	6.9	7.5	3510	20.5																																				
		21-Dec-16	1040	5.86	6.86	7.5	3660	21.9																																				
		20-Jan-17	1200	5.86	6.86	7.6	3610	22																																				
		21-Feb-17				No access																																						
		29-Mar-17	1305	5.80	6.8	7.7	3790	22.7																																				
		27-Apr-17	945	5.83	6.83	7.9	3960	19.6																																				
		30-May-17	1040	5.81	6.81	8	3860	20.3																																				
		27-Jun-17	1050	5.80	6.8	7.9	3880	20.2																																				
		28-Jul-17	945	5.82	6.82	7.9	3840	20.3																																				
		28-Aug-17	955	5.82	6.82	7.9	3950	20.1																																				
		25-Sep-17	1010	5.85	6.85	7.9	3900	21.5	<0.01	0.001	0.091	<0.001	<0.0001	<0.001	<0.001	0.003	0.17	<0.001	0.281	0.004	<0.01	0.008	<0.0001	7.95	4080	60	62	812	13	43.7	793	76	<1	<1	604	604	36	9.69	0.81	<0.01	<0.01	<0.01	2260
		27-Oct-17	955	5.83	6.83	7.8	3920	21.1																																				
		28-Nov-17	1050	5.88	6.88	7.9	3910	21.2																																				
		20-Dec-17	950	5.91	6.91	7.9	3810	22.3																																				
		31-Jan-18	930	5.94	6.94	7.9	3970	21.2																																				
		27-Feb-18	930	5.69	6.69	8	3940	20.5																																				
		28-Mar-18	930	5.98	6.98	8	3980	21.2																																				
		26-Apr-18	940	5.92	6.92	8	3890	21.3																																				
		28-May-18	955	6.06	7.06	8	3760	20.9																																				
		25-Jun-18				No access																																						
		30-Jul-18				No access																																						
		30-Aug-18				No access																																						
		26-Sep-18	935	6.10	7.1	8.5	3920	19.2	0.31	0.002	0.094	<0.001	<0.0001	<0.001	<0.001	0.004	1.1	<0.001	0.336	0.003	<0.01	0.019	<0.0001	8.19	4280	72	78	859	15	47.8	938	156	<1	<1	516	516	40	8.82	1.22	0.03	0.13	0.16	2540
		30-Oct-18				No access																																						
		29-Nov-18	1020	6.14	7.14	8.1	4280	20.5																																				
		20-Dec-18	1005	6.16	7.16	8.1	4200	20.7																																				
		31-Jan-19				No access																																						

Site ID	Piezometer / Water Bore	Date	Time	Depth to Water - mbgl	Depth to Stand - mbtoc	Field Parameters			Total Metals																		Major Cations					Major Anions												
						pH - Field	EC - Field - µs/cm	Temp - Field - °C	Aluminium (Al) mg/L	Arsenic (As) - mg/L	Barium (Ba) - mg/L	Beryllium (Be) - mg/L	Cadmium (mg/L)	Chromium (Cr) - mg/L	Cobalt (Co) - mg/L	Copper (Cu) - mg/L	Iron (Fe) - mg/L	Lead (Pb) - mg/L	Manganese (Mn) - mg/L	Nickel (Ni) - mg/L	Vanadium (V) - mg/L	Zinc (Zn) - mg/L	Mercury (Hg) - mg/L	pH Lab	EC - Lab - µs/cm	Calcium (Ca) - mg/L	Magnesium (Mg) - mg/L	Sodium (Na) - mg/L	Potassium (K) - mg/L	Total Cations - meq/L	Chloride (Cl) - mg/L	Sulfate (SO4) - mg/L	Hydroxide Alkalinity as CaCO3 - mg/L	Carbonate Alkalinity as CaCO3 - mg/L	Bicarbonate Alkalinity as CaCO3 - mg/L	Alkalinity - mg/L	Total Anions - meq/L	Ionic Balance	Ammonia as Nitrogen (N)	Nitrite as N - mg/L	Nitrate as N - mg/L	NOX as N - mg/L	Total Dissolved Solids
ANZECC Guideline - stock drinking water									*5*	*0.5*			*0.01*	*1*	*1*	*1*		*0.1*		*1*		*20*	*0.002*			*1000*						*1000*									*1500*	*400*		*4000*
P39B		**2-Jun-16**	950	6.22	7.12	8.1	5850	20.2																																				
		26-Sep-16			too wet																																							
Depth	**32**	**27-Oct-16**	950	6.13	7.03	7.8	5890	21.3	0.04	<0.001	0.025	<0.001	<0.0001	0.006	<0.001	0.001	0.05	<0.001	0.012	<0.001	<0.01	0.078	<0.0001	8.17	6520	84	135	1150	12	65.6	1320	568	<1	<1	577	577	60.6	3.99	<0.01	<0.01	0.31	0.31	3840
Format.	**Alluvium**	**25-Nov-16**	950	6.27	7.17	7.9	6100	20.7																																				
		21-Dec-16	1025	6.20	7.1	7.9	6160	22																																				
		20-Jan-17	1145	6.17	7.07	7.9	6180	22.6																																				
		21-Feb-17				No access																																						
		29-Mar-17	1320	6.13	7.03	8	6380	22.2																																				
		27-Apr-17	930	6.21	7.11	8	6410	19.7																																				
		30-May-17	1020	6.12	7.02	8	6370	20.3																																				
		27-Jun-17	1030	6.10	7	8	6390	19.9																																				
		28-Jul-17	1000	6.09	6.99	8	6330	19.9																																				
		28-Aug-17	1015	6.11	7.01	8	6400	19.9																																				
		25-Sep-17	1030	6.13	7.03	8	6490	21.9	0.05	<0.001	0.031	<0.001	0.0001	0.002	<0.001	0.004	0.16	<0.001	0.033	<0.001	<0.01	0.08	<0.0001	8.07	6820	95	152	1300	13	74.1	1240	659	<1	<1	555	555	59.8	10.7	0.1	0.03	2.01	2.04	**4130**
		27-Oct-17	1015	6.28	7.18	8	6360	20.7																																				
		28-Nov-17	1030	6.34	7.24	7.8	6570	20.9																																				
		20-Dec-17	935	6.29	7.19	7.9	6650	21.4																																				
		31-Jan-18	945	6.28	7.18	7.9	6520	21.1																																				
		27-Feb-18	945	6.26	7.16	8	6430	20.5																																				
		28-Mar-18	945	6.29	7.19	8.1	6530	21.3																																				
		26-Apr-18	955	6.37	7.27	8.2	6730	21.3																																				
		28-May-18	940	6.51	7.41	8.2	6520	20.9																																				
		25-Jun-18				No access																																						
		30-Jul-18				No access																																						
		30-Aug-18				No access																																						
		26-Sep-18	915	6.78	7.68	8.2	6450	18.9	0.24	<0.001	0.047	<0.001	0.0002	0.001	<0.001	0.007	0.76	0.002	0.026	0.002	<0.01	0.068	<0.0001	8.14	7090	89	134	1160	12	66.2	1440	655	<1	<1	451	451	63.3	2.29	0.04	<0.01	3.18	3.18	3910
		30-Oct-18				No access																																						
		29-Nov-18	1000	6.57	7.47	8.2	7050	20.7																																				
		20-Dec-18	945	6.57	7.47	8.3	6920	20.9																																				
		31-Jan-19				No access																																						
P43		**2-Jun-16**	925	49.40	50.35	8.2	9940	21.8																																				
		26-Sep-16			too wet																																							
Depth	**65**	**27-Oct-16**	925	22.06	23.01	7.2	10470	22.7	0.06	<0.001	0.179	<0.001	<0.0001	<0.001	<0.001	0.006	0.12	<0.001	0.808	0.004	<0.01	0.056	<0.0001	7.95	11500	122	207	2060	35	114	3360	383	<1	<1	821	821	119	2.38	0.06	<0.01	0.04	0.04	**6670**
Format.	**Watermark**	**25-Nov-16**	920	20.09	21.04	7.2	10660	22.8																																				
		21-Dec-16	1000	18.78	19.73	7.3	10530	23.9																																				
		20-Jan-17	1130	17.38	18.33	7.3	10690	23.4																																				
		21-Feb-17				No access																																						
		29-Mar-17	1240	14.72	15.67	7.3	10670	24.1																																				
		27-Apr-17	915	14.77	15.72	7.4	10830	21.3																																				
		30-May-17	1000	13.06	14.01	7.3	10810	20.9																																				
		27-Jun-17	1010	12.56	13.51	7.3	10870	21.7																																				
		28-Jul-17	920	12.15	13.1	7.4	10720	21.9																																				
		28-Aug-17	930	11.74	12.69	7.4	10900	22.2																																				
		25-Sep-17	940	11.43	12.38	7.4	11040	23.7	0.89	0.002	0.145	<0.001	0.0002	0.001	<0.001	0.005	1.07	0.001	0.566	0.003	<0.01	0.049	<0.0001	7.89	12100	112	214	2160	34	118	3040	442	<1	<1	722	722	109	3.8	0.03	<0.01	0.88	0.88	**6080**
		27-Oct-17	925	11.45	12.4	7.4	10890	22.8																																				
		28-Nov-17	1000	11.13	12.08	7.4	11080	23.1																																				
		20-Dec-17	905	11.01	11.96	7.3	11310	23.6																																				
		31-Jan-18	900	10.50	11.45	7.4	11150	22.8																																				
		27-Feb-18	900	10.26	11.21	7.4	11140	22.4																																				
		28-Mar-18	900	10.15	11.1	7.4	11180	22.6																																				
		26-Apr-18	915	10.05	11	7.5	11260	23.4																																				
		28-May-18	910	9.90	10.85	7.5	10940	22.1																																				
		25-Jun-18				No access																																						
		30-Jul-18				No access																																						
		30-Aug-18				No access																																						
		26-Sep-18	845	8.79	9.74	7.6	10800	21.8	0.58	<0.001	0.124	<0.001	<0.0001	<0.001	<0.001	0.005	1.01	0.002	0.046	0.004	<0.01	0.037	<0.0001	7.94	12900	114	194	1960	32	108	3690	464	<1	<1	630	630	126	7.95	0.02	<0.01	1.4	1.4	**6010**
		30-Oct-18				No access																																						
		29-Nov-18	930	8.81	9.76	7.5	11670	23.1																																				
		20-Dec-18	915	8.98	9.93	7.6	11430	23.6																																				
		31-Jan-19				No access																																						
P51		**29-Jan-15**	1320	4.68	5.26	7.6	15600	23.4	0.02	0.003	0.264	0.057	**0.0166**	<0.001	<0.001	0.016	<0.05	<0.001	0.055	0.003	0.49	0.063	0.0003	7.77	17000	50	346	3310	12		5280	814							0.12	<0.01	0.05	0.05	**7880**
		11-Mar-15	1200	4.60	5.18	7.6	16920	25.4	**29.4**	0.01	0.615	0.002	0.0007	0.031	0.014	0.07	17.7	0.054	1.65	0.027	0.08	0.223	0.0002	7.91	18000	39	455	3880	9	208	5840	933	<1	<1	964	964	203	1.18	0.04	<0.01	0.16	0.16	**11100**
Depth	**17**	**3-Jun-15**	1040	4.59	5.17	7.6	16670	23.2																																				
Format.	**Napperby**	**08-Sep-15**	1130	4.64	5.22	7.7	17140	23	0.11	0.004	0.083	<0.001	<0.0001	<0.001	<0.001	0.013	0.14	0.001	0.012	0.002	<0.01	0.112	0.0002	8.09	18200	41	308	2960	10	156	4490	851	<1	<1	842	842	161	1.53	0.04	<0.01	0.47	0.47	**11200**
		15-Dec-15	945	4.88	5.46	7.7	18280	22.9																																				
		10-Mar-16	1150	5.36	5.94	8	17290	25.4	0.09	0.002	0.092	<0.001	<0.0001	<0.001	<0.001	0.033	0.14	<0.001	0.021	0.006	<0.01	0.193	<0.0001	8.07	18800	49	366	3230	10	173	5760	954	<1	<1	893	893	200	7.22	1.2	<0.01	0.84	0.84	**12000**
		02-Jun-16	1230	5.00	5.58	7.9	16830	21.8																																				
		26-Sep-16	1245	4.92	5.5	7.9	17550	22.7	0.07	0.002	0.077	<0.001	<0.0001	<0.001	0.001	0.002	0.09	<0.001	0.097	<0.001	0.01	0.013	<0.0001	7.95	19800	51	453	3700	13	201	6110	843	<1	<1	933	933	208	1.84	0.16	0.02	0.04	0.06	**11600**
		25-Oct-16	1200	4.95	5.53	7.7	17510	22.4																																				
		24-Nov-16	1200	4.93	5.51	7.8	16240	21.8																																				
		20-Dec-16	1150	4.86	5.44	7.8	16780	22.8																																				
		24-Jan-17	1130	4.94	5.52	7.7	17350	23.7																																				
		23-Feb-17	1025	4.99	5.57	7.6	17860	23.6																																				
		29-Mar-17	1140	4.96	5.54	7.7	16540	24.3																																				
		26-Apr-17	1230	5.02	5.6	7.6	17420	24.4																																				
		29-May-17	1200	5.09	5.67	7.7	18250	23.5																																				
		29-Jun-17	1210	5.11	5.69	7.6	19140	23.3																																				
		26-Jul-17	1200	5.20	5.78	7.8	18890	23.5																																				
		29-Aug-17	1145	5.29	5.87	8	18980	22.5																																				
		26-Sep-17	1130	5.32	5.9	8	19260	22.6	0.05	0.002	0.112	<0.001	<0.0001	<0.001	0.002	0.006	0.09	<0.001	0.241	0.003	<0.01	0.038	<0.0001	8.02	21800	51	425	3640	11	196	6020	880	<1	<1	744	744	203	1.72	0.25	<0.01	0.17	0.17	**14000**
		26-Oct-17	1125	5.29	5.87	7.8	18970	23.9																																				
		27-Nov-17	1130	5.40	5.98	7.6	19730	22.8																																				
		20-Dec-17	1220	5.40	5.98	7.4	19860	23.9																																				
		30-Jan-18	1120	5.46	6.04	7.4	19780	23.9																																				
		28-Feb-18	1050	5.52	6.1	7.3	19850	23.9																																				
		28-Mar-18	1240	5.53	6.11	7.3	19910	24.3																																				
		30-Apr-18	1115	5.65	6.23	7.4	20200	23.9																																				
		29-May-18	1115	5.57	6.15	7.7	19750	22.7																																				
		26-Jun-18	1105	5.74	6.32	7.6	19490	23.1																																				
		26-Jul-18	1250	5.73	6.31	7.6	19190	23.7																																				
		30-Aug-18	1125	5.83	6.41	7.5	19370	23																																				
		25-Sep-18	1115	5.98	6.56	7.7	19230	23.1	0.06	0.002	0.093	<0.001	<0.0001	<0.001	0.001	<0.001	0.13	<0.001	0.166	0.004	<0.01	0.007	<0.0001	7.78	21200	44	479	4000	12	216	7170	885	<1	<1	743	743	236	4.34	0.31	<0.01	0.18	0.18	**15300**
		30-Oct-18	1315	6.04	6.62	7.6	19400	23.3																																				
		28-Nov-18	1210	5.94	6.52	7.7	19580	22.7																																				
		21-Dec-18	1110	5.98	6.56	7.6	19340	21.9																																				
		31-Jan-19	1105	6.13	6.71	7.5	19500	24.1																																				
P52		**15-Dec-15**	1100	7.47	8.02	7.1	2480	22.8	**40.5**	0.022	0.802	0.004	0.0004	0.17	0.091	0.292	66.7	0.072	1.56	0.224	0.14	0.322	0.0002	7.56	2490	104	144	245	6	27.8	455	126	<1	<1	578	578	27	1.53	0.34	0.01	3.08	3.09	2030
		10-Mar-16	1210	7.75	8.3	7.2	2540	24.1	0.35	<0.001	0.131	<0.001	<0.0001	0.001	0.004	0.015	0.46	0.001	0.091	0.014	<0.01	0.05	<0.0001	7.62	2540	98	126	250	6	26.3	434	125	<1	<1	604	604	26.9	1.19	0.6	<0.01	1.73	1.73	1500
Depth	**24**	**2-Jun-16**	1245	7.99	8.54	7.2	2610	20.3																																				

Site ID	Piezometer / Water Bore	Date	Time	Depth to Water - mbgl	Depth to Stand - mbtoc	Field Parameters			Total Metals																		Major Cations					Major Anions												
						pH - Field	EC - Field - µs/cm	Temp - Field - °C	Aluminium (Al) mg/L	Arsenic (As) - mg/L	Barium (Ba) - mg/L	Beryllium (Be) - mg/L	Cadmium (mg/L)	Chromium (Cr) - mg/L	Cobalt (Co) - mg/L	Copper (Cu) - mg/L	Iron (Fe) - mg/L	Lead (Pb) - mg/L	Manganese (Mn) - mg/L	Nickel (Ni) - mg/L	Vanadium (V) - mg/L	Zinc (Zn) - mg/L	Mercury (Hg) - mg/L	pH Lab	EC - Lab - µs/cm	Calcium (Ca) - mg/L	Magnesium (Mg) - mg/L	Sodium (Na) mg/L	Potassium (K) - mg/L	Total Cations - meq/L	Chloride (Cl) - mg/L	Sulfate (SO4) - mg/L	Hydroxide Alkalinity as CaCO3 - mg/L	Carbonate Alkalinity as CaCO3 - mg/L	Bicarbonate Alkalinity as CaCO3 - mg/L	Alkalinity - mg/L	Total Anions - meq/L	Ionic Balance	Ammonia as Nitrogen (N)	Nitrite as N - mg/L	Nitrate as N - mg/L	NOX as N - mg/L	Total Dissolved Solids
ANZECC Guideline - stock drinking water									***5***	***0.5***			***0.01***	***1***	***1***	***1***		***0.1***		***1***		***20***	***0.002***			***1000***						***1000***										***1500***	***400***		***4000***
Format.	**Napperby**	**27-Sep-16**	1355	4.59	5.14	7.4	1951	23	0.05	0.003	0.178	<0.001	<0.0001	<0.001	0.004	<0.001	0.08	<0.001	0.258	0.014	<0.01	0.024	<0.0001	7.95	2080	89	100	205	7	21.8	287	78	<1	<1	627	627	22.2	1.11	0.09	<0.01	0.7	0.7	1060
		25-Oct-16	1215	5.41	5.96	7.6	2020	21.7																																				
		24-Nov-16	1215	5.77	6.32	7.7	2180	21.6																																				
		20-Dec-16	1205	6.09	6.64	7.7	2170	22.2																																				
		24-Jan-17	1145	6.39	6.94	7.8	2140	22.9																																				
		23-Feb-17	1040	6.97	7.52	7.8	2160	21.8																																				
		29-Mar-17	1200	6.88	7.43	7.8	2250	23.2																																				
		26-Apr-17	1245	6.89	7.44	7.8	2350	22.3																																				
		29-May-17	1215	6.88	7.43	7.9	2260	22.8																																				
		29-Jun-17				No access too wet																																						
		26-Jul-17	1215	7.22	7.77	7.9	2240	22.3																																				
		29-Aug-17	1200	7.36	7.91	7.8	2210	22.2																																				
		26-Sep-17	1145	7.53	8.08	7.8	2210	23	0.05	0.002	0.163	<0.001	<0.0001	<0.001	<0.001	0.006	0.07	<0.001	0.015	0.004	<0.01	0.026	<0.0001	8.03	2290	77	107	256	9	24	352	84	<1	<1	524	524	22.1	4.04	0.02	<0.01	0.89	0.89	1190
		26-Oct-17	1140	7.64	8.19	7.8	2260	23																																				
		27-Nov-17	1145	7.79	8.34	7.7	2270	22.3																																				
		20-Dec-17	1235	7.92	8.47	7.7	2280	23.4																																				
		30-Jan-18	1135	8.13	8.68	7.6	2260	22.8																																				
		28-Feb-18	1105	8.17	8.72	7.6	2210	22.3																																				
		28-Mar-18	1255	8.29	8.84	7.5	2180	21.9																																				
		30-Apr-18	1130	8.37	8.92	7.5	2210	22.1																																				
		29-May-18	1130	8.54	9.09	7.5	2300	21.8																																				
		26-Jun-18	1120	8.60	9.15	7.6	2050	21.6																																				
		26-Jul-18	1305	8.60	9.15	7.4	2060	22.2																																				
		30-Aug-18	1140	8.82	9.37	7.4	2100	22.1																																				
		25-Sep-18	1140	8.86	9.41	7.3	2160	21.9	0.03	<0.001	0.215	<0.001	<0.0001	<0.001	0.003	<0.001	<0.05	<0.001	0.366	0.014	<0.01	0.007	<0.0001	7.34	2530	102	111	218	7	23.9	424	84	<1	<1	552	552	24.7	1.75	0.17	<0.01	0.04	0.04	1280
		30-Oct-18	1330	8.83	9.38	7.3	2200	22.8																																				
		28-Nov-18	1225	9.00	9.55	7.2	2250	22.4																																				
		21-Dec-18	1130	9.13	9.68	7.2	2310	22.4																																				
		31-Jan-19	1120	9.27	9.82	7.1	2170	23																																				
P53		**15-Dec-15**	1145	9.73	10.23	7.7	1060	23.3	**23.2**	0.002	0.285	<0.001	<0.0001	0.086	0.026	0.038	35.8	0.004	0.543	0.083	0.08	0.115	<0.0001	7.98	1100	54	58	121	4	12.8	116	25	<1	<1	387	387	11.5	5.35	0.12	<0.01	0.06	0.06	763
		10-Mar-16	1230	10.04	10.54	7.8	1052	23.3	0.44	<0.001	0.146	<0.001	<0.0001	0.002	<0.001	0.008	0.65	<0.001	0.068	0.002	<0.01	0.018	<0.0001	8.02	1080	49	50	174	5	14.2	112	25	<1	<1	399	399	11.6	10	0.7	<0.01	0.14	0.14	603
Depth	**24**	**2-Jun-16**	1300	10.27	10.77	7.7	1045	20.1																																				
Format.	**Garrawilla**	**27-Sep-16**	1415	7.57	8.07	7.7	963	23.2	0.03	<0.001	0.136	<0.001	<0.0001	<0.001	<0.001	<0.001	<0.05	<0.001	0.078	<0.001	<0.01	0.016	<0.0001	8.02	980	45	42	157	4	12.6	52	14	<1	<1	481	481	11.4	5.23	0.04	<0.01	0.12	0.12	494
		25-Oct-16	1235	8.05	8.55	7.7	971	22.2																																				
		24-Nov-16	1230	8.14	8.64	7.7	1012	21.8																																				
		20-Dec-16	1220	8.39	8.89	7.8	1107	22.4																																				
		24-Jan-17	1200	8.61	9.11	7.9	1052	23.2																																				
		23-Feb-17	1055	8.84	9.34	7.9	1043	22.7																																				
		29-Mar-17	1215	9.05	9.55	8	1055	22.6																																				
		26-Apr-17	1300	9.19	9.69	8	1050	22.4																																				
		29-May-17	1230	9.18	9.68	8	1066	21.7																																				
		29-Jun-17				No access too wet																																						
		26-Jul-17	1230	9.32	9.82	8	1022	21.9																																				
		29-Aug-17	1215	9.62	10.12	8.1	1038	22.2																																				
		26-Sep-17	1200	9.71	10.21	7.8	1064	22.8	0.04	<0.001	0.135	<0.001	<0.0001	<0.001	<0.001	0.004	<0.05	<0.001	0.01	<0.001	<0.01	0.015	<0.0001	8	1110	45	45	121	5	11.3	61	12	<1	<1	430	430	10.6	3.55	0.03	<0.01	0.35	0.35	552
		26-Oct-17	1155	9.81	10.31	7.7	1070	23.1																																				
		27-Nov-17	1200	9.99	10.49	7.8	1058	22.4																																				
		20-Dec-17	1250	10.12	10.62	7.8	1247	24																																				
		30-Jan-18	1150	10.31	10.81	7.8	1070	23.2																																				
		28-Feb-18	1120	10.41	10.91	7.8	1057	22.1																																				
		28-Mar-18	1310	10.52	11.02	7.8	1052	21.9																																				
		30-Apr-18	1145	10.65	11.15	7.8	1048	22.2																																				
		29-May-18	1145	10.49	10.99	7.8	1090	21.9																																				
		26-Jun-18	1135	10.84	11.34	7.8	1010	21.6																																				
		26-Jul-18	1320	9.91	10.41	7.8	1015	22.5																																				
		30-Aug-18	1155	11.03	11.53	7.7	1090	22.3																																				
		25-Sep-18	1200	11.14	11.64	7.8	1050	22.1	0.04	<0.001	0.16	<0.001	<0.0001	<0.001	<0.001	<0.001	0.33	<0.001	0.047	<0.001	<0.01	<0.005	<0.0001	7.75	1080	45	47	128	4	11.8	71	14	<1	<1	431	431	10.9	3.87	0.14	<0.01	0.06	0.06	632
		30-Oct-18	1345	11.22	11.72	7.9	1080	22.9																																				
		28-Nov-18	1240	11.32	11.82	7.7	1110	22.2																																				
		21-Dec-18	1145	11.37	11.87	7.6	1150	22.1																																				
		31-Jan-19	1130	11.41	11.91	7.6	1130	22.8																																				
VPW		**16-Apr-13**	1230			7.24	12000	27.8	0.05	0.002	4.71	<0.001	<0.0001	0.002	0.002	0.008	1.14	<0.001	0.027	0.002	<0.01	0.205	<0.0001	7.9	13200	37	66	4100	146	189	193	<1	<1	<1	8670	8670	179	2.84	12.3	<0.10	<0.10	<0.10	**9230**
		3-Jul-13	1000			7.43	12630	11.6																																				
		04-Sep-13	1220			7.38	12800	23.2	<0.10	<0.010	7.74	<0.010	<0.0010	<0.010	<0.010	0.018	0.87	<0.010	0.027	<0.010	<0.10	<0.052	<0.0001	7.83	14100	28	55	4120	146	189	216	<1	<1	<1	9650	9650	199	2.65	12.4	<0.01	<0.01	<0.01	**10500**
		27-Nov-13	940			7.2	12780	22.5																																				
		05-Mar-14	1030			7	11200	24.6	0.09	0.002	5.05	<0.001	<0.0001	<0.001	<0.001	0.018	0.44	<0.001	0.032	0.003	<0.01	0.167	<0.0001	7.72	12100	37	66	4040	124	186	187	<1	<1	<1	7380	7380	153	9.8	9.34	<0.01	0.06	0.06	**8210**
		11-Jun-14	1000			7.1	13210	13.2																																				
		30-Sep-14	1120			7.1	12880	25.5	0.01	0.006	5.23	<0.001	<0.0001	0.001	0.009	<0.001	0.39	<0.001	0.017	0.016	<0.01	0.013	<0.0001	7.78	13600	46	68	4330	127	199	184	<10	<1	<1	9830	9830	202	0.59	12.1	<0.10	<0.10	<0.10	**8760**
		05-Dec-14	1035			7	12400	26.7																																				
		11-Mar-15	1050			7	12890	25.8	0.1	0.01	8.81	<0.001	0.0002	0.004	0.004	0.01	0.85	<0.001	0.033	0.008	<0.01	0.074	<0.0001	7.58	13500	63	84	4160	121	194	172	<1	<1	<1	7780	7780	160	9.47	12.2	<0.01	0.01	0.01	**8340**
		03-Jun-15	955			7	13840	10.7																																				
		08-Sep-15	1035			7	14010	15.5	0.15	<0.010	7.6	<0.010	<0.0010	<0.010	<0.010	<0.010	1.19	<0.010	0.019	<0.010	<0.10	<0.050	<0.0001	7.17	14400	110	119	4520	169	216	160	<5	<1	<1	10100	10100	206	2.28	15	0.05	<0.01	0.05	**10300**
		14-Dec-15	1310			7.4	13860	34.2																																				
		10-Mar-16	1025			7.6	12440	28	0.13	<0.010	5.27	<0.010	<0.0010	<0.010	<0.010	<0.010	0.11	<0.010	<0.010	<0.010	<0.10	<0.052	<0.0001	7.41	13400	58	82	4100	128	191	185	<10	<1	<1	8750	8750	180	2.95	2	0.53	2.24	2.77	**7580**
		31-May-16	1120			Tap removed																																						
		27-Sep-16	1145			7.4	12840	22.8	0.07	0.029	8.67	<0.001	<0.0001	0.011	0.013	0.04	3.13	<0.001	0.028	0.036	<0.01	0.045	<0.0001	7.41	14400	121	94	4130	140	197	178	<1	<1	<1	10400	10400	213	3.92	15.2	<0.10	<0.10	<0.10	**9060**
		27-Oct-16	1100			7.2	12550	25.7																																				
		24-Nov-16	1240			7.2	12230	26.6																																				
		20-Dec-16	1235			7.4	13270	31.5																																				
		25-Jan-17	1135			7.2	13790	31.5																																				
		23-Feb-17	1110			7.3	12330	31.9																																				
		30-Mar-17	920			7.3	13190	28.9																																				
		26-Apr-17	1315			7.3	14120	24.1																																				
		29-May-17	1240			7.1	12450	20.5																																				
		29-Jun-17	1025			7.1	13570	13.5																																				
		26-Jul-17	1245			7.2	12500	19.4																																				
		29-Aug-17	1230			6.9	10490	17.6																																				
		26-Sep-17	1215			7.4	13260	28.9	0.02	0.005	6.53	<0.001	<0.0001	0.004	0.051	0.023	0.28	<0.001	0.041	0.034	<0.01	0.072	<0.0001	7.47	14800	86	85	3830	144	182	219	<1	<1	<1	9340	9340	193	3	14.6	<0.01	0.26	0.26	**9450**
		26-Oct-17	1215			7.3	13490	27.3																																				
		27-Nov-17	1210			7.1	14290	25.1																																				
		20-Dec-17	1300			7.2	14110	31.8																																				
		30-Jan-18	1210			7.2	14020	29																																				
		22-Feb-18	1200			8	14040	28.4																																				
		28-Mar-18	1320			7.1	14680	28.4																																				
		30-Apr-18	1200			7.1	14270	23																																				
		29-May-18	1200			7	14140	21.9																																				
		26-Jun-18	1040			7.4	12790	15.1																																				
		30-Jul-18	1035			7.4	13140	15.4																																				
		30-Aug-18	1205			7.2	12650	12.9																																				
		20-Sep-18	1015			7	12430	20.6	0.16	0.004	7.1	<0.001	<0.0001	0.013	0.002	<0.001	4.08	<0.001	0.035	0.003	<0.01	0.025	<0.0001	7.5	13700	73	73	3410	119	161	200	<1	<1	<1	8990	8990	185	7	15.3	<0.01	0.9	0.9	**10600**
		26-Oct-18	1150			7.4	12560	28.9																																				

Site ID	Piezometer / Water Bore	Date	Time	Depth to Water - mbgl	Depth to Stand - mbtoc	Field Parameters: pH - Field	EC - Field - µs/cm	Temp - Field - °C	Total Metals: Aluminium (Al) mg/L	Arsenic (As) - mg/L	Barium (Ba) - mg/L	Beryllium (Be) - mg/L	Cadmium (mg/L)	Chromium (Cr) - mg/L	Cobalt (Co) - mg/L	Copper (Cu) - mg/L	Iron (Fe) - mg/L	Lead (Pb) - mg/L	Manganese (Mn) - mg/L	Nickel (Ni) - mg/L	Vanadium (V) - mg/L	Zinc (Zn) - mg/L	Mercury (Hg) - mg/L	pH Lab	EC - Lab - µs/cm	Major Cations: Calcium (Ca) - mg/L	Magnesium (Mg) - mg/L	Sodium (Na) mg/L	Potassium (K) - mg/L	Total Cations - meq/L	Major Anions: Chloride (Cl) - mg/L	Sulfate (SO4) - mg/L	Hydroxide Alkalinity as CaCO3 - mg/L	Carbonate Alkalinity as CaCO3 - mg/L	Bicarbonate Alkalinity as CaCO3 - mg/L	Alkalinity - mg/L	Total Anions - meq/L	Ionic Balance	Ammonia as Nitrogen (N)	Nitrite as N - mg/L	Nitrate as N - mg/L	NOX as N - mg/L	Total Dissolved Solids
ANZECC Guideline - stock drinking water									*5*	*0.5*			*0.01*	*1*	*1*	*1*		*0.1*		*1*		*20*	*0.002*			*1000*						*1000*								*1500*	*400*		*4000*
		26-Nov-18	1030			7.4	13900	26.9																																			
		18-Dec-18	1200			7.4	13410	31.4																																			
		31-Jan-19	1140			7.3	13800	32.1																																			
Mayfield Spring Top		28-Sep-16	1350	No flow		8.8	156	23.9	2.23	0.002	0.086	<0.001	<0.0001	0.002	0.002	0.007	2.17	0.001	0.108	0.006	<0.01	0.015	<0.0001	7.8	158	12	5	10	12	1.75	6	4	<1	<1	64	64	1.53	----	0.07	<0.01	0.03	0.03	140
Depth	0	27-Oct-16	1235	No flow		9	188	24.7																																			
Merrilong Dam		25-Nov-16	1325	No flow		7.6	2480	24.5	0.28	<0.001	0.278	<0.001	<0.0001	<0.001	0.001	<0.001	1.11	<0.001	0.634	0.008	<0.01	0.009	<0.0001	7.72	2510	36	70	372	9	24	672	70	<1	<1	152	152	23.4	1.09	<0.01	<0.01	<0.01	<0.01	1490
		21-Dec-16	1220	Flow <1m/s		7.7	2960	28																																			
		24-Jan-17	1345	Slow trickle		8	3400	28.5																																			
		22-Feb-17	1315	Flow <1m/s		7.6	4090	22.8																																			
		29-Mar-17	1420	Slow trickle		8.4	5260	32.1																																			
		27-Apr-17	1300	No flow		7.6	2900	16.2																																			
		30-May-17	1300	No visible flow		7.3	2740	12.6																																			
		27-Jun-17	1445	No visible flow		7.5	3220	12.6																																			
		28-Jul-17	1200	No visible flow		7.7	3270	11.3																																			
		28-Aug-17	1320	No visible flow		7.6	3450	15.3																																			
		25-Sep-17	1315	No visible flow		7.6	3820	18	0.45	<0.001	0.243	<0.001	<0.0001	<0.001	0.007	<0.001	0.71	<0.001	0.611	0.047	<0.01	0.006	<0.0001	7.67	4010	56	132	517	17	36.6	960	132	<1	<1	104	104	31.9	6.82	0.01	<0.01	<0.01	<0.01	2070
		30-Oct-17	1200	No visible flow		7.9	4030	24.6																																			
		28-Nov-17	1210	Slow trickle		7.7	3920	24.6																																			
		21-Dec-17	1130	No visible flow		7.8	4650	24																																			
		31-Jan-18	1335	No visible flow		Dry																																					
		27-Feb-18	1320	Flow <1m/s		7.8	4420	27.2																																			
		28-Mar-18	1500	No visible flow		Dry																																					
		30-Apr-18	1400	No visible flow		Dry																																					
		25-May-18	1240	No visible flow		Dry																																					
		26-Jun-18	1400	No visible flow		Dry																																					
		30-Jul-18	1240	Slow trickle		7	4360	17.5																																			
		30-Aug-18	1325	Slow trickle		8.5	5440	19.2																																			
		25-Sep-18	1410	Small trickle		7.2	4310	20.1	0.23	<0.001	0.267	<0.001	0.0003	<0.001	0.096	<0.001	1.84	<0.001	1.47	0.48	<0.01	0.112	<0.0001	6.69	5450	78	203	725	18	52.6	1380	245	<1	<1	43	43	44.9	7.91	0.06	<0.01	0.04	0.04	3240
		29-Oct-18	1400	Small trickle		7.7	4410	24.3																																			
		26-Nov-18	1405	Small trickle		7.7	4520	26.8																																			
		20-Dec-18	1430	Small trickle		8	4670	27.8																																			
		24-Jan-19	1330	Small trickle		8.3	4720	32.4																																			
Mayfield Spring Btm		28-Sep-16	1340	No flow		8.3	150	22.3	1.79	<0.001	0.054	<0.001	<0.0001	0.002	<0.001	0.002	2	<0.001	0.059	0.006	<0.01	0.007	<0.0001	7.64	152	10	5	10	11	1.63	6	6	<1	<1	62	62	1.53	----	0.07	<0.01	0.06	0.06	112
		27-Oct-16	1250	No flow		8.7	182	23																																			
Depth	0																																										
WB1		14-Aug-08	1445	8.34	9.00																																						
Depth	Unknown	12-Sep-08	1330	8.34	9.00	7.9	1060	23.5		0.005	3.96	0.002	0.0003	0.001	<0.001	0.002	0.64	0.002	0.015	<0.001	<0.01	0.091	<0.0001		14200	102	209	3740	204	190	53	3	<1	<1	8700	8700	175	4.06	11.9				**8510**
Format.	Unknown	14-Nov-08	1139	8.46	9.12																																						
		01-Dec-08	1303	8.46	9.12																																						
WB2		11-Aug-08	1515	9.22	9.41																																						
		11-Sep-08	0930	8.81	9.00	7.2	1010	20.7		<0.001	0.033	<0.001	<0.0001	<0.001	<0.001	0.001	<0.05	<0.001	0.003	0.002	<0.01	<0.005	<0.0001		239	12	6	32	1	2.53	16	6	<1	<1	101	101	2.61		0.06				153
Depth	Unknown	14-Nov-08	1056	6.12	6.31																																						
Format.	Garrawilla	01-Dec-08	1212	6.30	6.49																																						
		18-Feb-09	1250	4.41	4.60																																						
		11-Jun-09	1500							<0.001	0.087	<0.001	<0.0001	<0.001	<0.001	0.106	0.3	0.002	0.02	0.001	<0.01	0.067	<0.0001		1130	64	57	83	2	11.6	156	17	<1	<1	340	340	11.5	0.21	<0.01				628
		17-Aug-09	1345	6.34	6.72	7.4	1150	18.5		<0.001	0.093	<0.001	<0.0001	<0.001	<0.001	0.003	0.06	<0.001	0.002	<0.001	<0.01	<0.005	<0.0001		1210	71	60	74	4	11.8	227	34.3	<1	<1	248	248	12.1	1.27	<0.01				744
		11-Nov-09	1200	8.18	8.56	7.3	1200	28.1		0.002	0.202	0.003	0.0007	0.021	0.008	0.064	16.8	0.012	0.203	0.02	0.03	0.058	<0.0001		1130	62	53	63	6	10.4	217	29.5	<1	<1	194	194	10.6	1.11	<0.01				1200
		17-Feb-10	1000	5.72	6.10																																						
		22-Jun-10	1105	7.02	7.40	7.83	1158	17	0.01	<0.001				<0.001		0.009	<0.05	<0.001	0.001	<0.001		<0.05	<0.0001	7.5	1080	61	53	60	6	10.2	197	27.6	<1	<1	215	215	10.4	1.24		<0.01	3.04	3.04	
		02-Sep-10	1045	5.41	5.79	7.53	1304	22.4																																			
		07-Feb-11	1120	3.22	3.60	7.2	855	24.5	0.11	<0.001				<0.001		0.012	0.06	<0.001	0.084	0.002		0.025	<0.0001	7.46	500	28	22	46	7	5.39	57	13	<1	<1	182	182	5.5	1.08		0.02	0.7	0.72	
		09-Jun-11	1050	7.92	8.30																																						
		11-Oct-11	1150	9.18	9.56	7.1	1654	23.9	2.38	0.004	0.132	<0.001	0.0001	<0.001	<0.001	0.166	0.48	0.008	0.078	0.007	<0.01	0.303	<0.0001	7.54	2350	137	115	137	1	22.3	495	62	<1	<1	359	359	22.4	0.31	0.24	0.12	4.1	4.22	1210
		8-Dec-11	1040			7.2	1160	24.6																																			
		04-Apr-12	1000			7	882	31.2	0.06	<0.001	0.108	<0.001	<0.0001	<0.001	<0.001	0.025	0.06	0.01	0.005	0.005	<0.01	0.192	<0.0001	7.54	1080	70	53	81	2	11.4	182	28	<1	<1	265	265	11	1.86	0.06	0.02	0.57	0.59	616
		31-May-12	1010			7.23	1105	19.4																																			
		29-Aug-12	1125			6.95	613	22.3	1.02	<0.001	0.109	<0.001	<0.0001	<0.001	<0.001	0.07	0.58	0.014	0.038	0.005	<0.01	0.547	<0.0001	7.44	609	36	22	47	3	5.73	112	13	<1	<1	123	123	5.89	1.37	0.01	0.03	1.09	1.12	340
		04-Dec-12	1310			7.26	1513	27.3																																			
		07-Mar-13	1215			7.15	1580	26.2	0.99	<0.001	0.12	<0.001	<0.0001	<0.001	<0.001	0.087	0.06	0.011	0.014	0.004	<0.01	0.604	<0.0001	7.18	1730	111	90	113	2	17.9	340	42	<1	<1	336	336	17.2	2.1	0.02	<0.01	0.4	0.4	1030
		03-Jul-13	1215			7.34	1410	18.3																																			
		03-Sep-13	1050			7.33	2140	24.3	0.28	<0.001	0.125	<0.001	<0.0001	<0.001	<0.001	0.069	<0.05	0.004	0.008	0.004	<0.01	0.34	<0.0001	7.74	2140	138	118	134	2	22.5	455	60	<1	<1	355	355	21.2	2.99	0.04	0.07	4.07	4.14	1360
		27-Nov-13	1320			7	2370	28.2																																			
		05-Mar-14	1320			6.9	2410	27.3	0.06	0.001	0.115	<0.001	<0.0001	<0.001	<0.001	0.019	<0.05	0.001	0.001	0.002	<0.01	0.02	<0.0001	7.36	2540	164	139	188	1	27.8	508	82	<1	<1	444	444	25.4	4.48	0.02	<0.01	7.27	7.27	1710
		11-Jun-14	1330			7.1	2260	18.5																																			
		29-Sep-14	1350			7	2530	22.1	1.66	<0.001	0.132	<0.001	<0.0001	<0.001	<0.001	0.102	<0.05	0.005	0.023	0.005	<0.01	0.362	<0.0001	7.56	2160	118	110	99	2	19.3	464	60	<1	<1	311	311	20.6	3.13	0.03	0.08	3.5	3.58	1140
		04-Dec-14	1100			7	2460	22																																			
		13-Mar-15	1235			6.7	2830	27.3	0.03	<0.001	0.13	<0.001	<0.0001	<0.001	<0.001	0.015	<0.05	<0.001	<0.001	<0.001	<0.01	0.021	<0.0001	7.03	2850	175	155	167	2	28.8	639	83	<1	<1	496	496	29.7	1.46	0.04	<0.01	7.18	7.18	1620
		03-Jun-15	1340			7	2760	13.9																																			
		09-Sep-15	1000			7	2260	16.8	**5.53**	<0.001	0.111	<0.001	<0.0001	0.002	<0.001	0.182	0.2	0.015	0.02	0.007	<0.01	0.791	<0.0001	7.48	2350	141	129	136	2	23.6	474	74	<1	<1	396	396	22.8	1.72	0.04	<0.01	1.87	1.87	1620
		14-Dec-15	1010			No sample - no pressure @ pump																																					
		09-Mar-16	1325			7.1	2370	29.1	0.39	<0.001	0.125	<0.001	<0.0001	<0.001	<0.001	0.132	5.5	0.011	0.022	0.008	<0.01	0.521	<0.0001	7.37	2520	164	140	145	1	26	520	84	<1	<1	412	412	24.6	2.75	0.14	<0.01	4.67	4.67	1550
		31-May-16	1200			6.9	2760	16.9																																			
		26-Sep-16	1030			7	2640	17.9	1.1	<0.001	0.123	<0.001	0.0003	<0.001	<0.001	0.214	0.08	0.002	0.008	0.02	<0.01	1.34	<0.0001	7.61	2820	170	136	144	2	26	617	98	<1	<1	457	457	28.6	4.73	0.02	<0.01	4.11	4.11	1940
		25-Oct-16	1005			7	2640	21.1																																			
		24-Nov-16	1020			7.2	2660	21.4																																			
		20-Dec-16	945			7.2	2640	26.5																																			
		25-Jan-17	1010			7.2	2610	27.8																																			
		22-Feb-17	1000			7.2	2630	27.9																																			
		29-Mar-17	930			7.3	2630	26.4																																			
		26-Apr-17	1000			7.4	2720	20.3																																			
		29-May-17	1025			7.5	2710	23.1																																			
		29-Jun-17	1335			7.5	2630	22.2																																			
		26-Jul-17	955			7.3	2720	17.9																																			
		29-Aug-17	950			7.5	2700	18.3																																			
		26-Sep-17	950			7.3	2720	23.4	3.14	<0.001	0.098	<0.001	0.0004	0.001	<0.001	0.25	<0.05	0.028	0.007	0.02	<0.01	1.36	<0.0001	7.74	2790	159	142	182	2	27.6	588	84	<1	<1	392	392	26.2	2.64	0.02	<0.01	5.86	5.86	1940
		26-Oct-17	955			7.3	2710	26.7																																			
		27-Nov-17	1000			7.3	2760	25																																			
		20-Dec-17	1110			7.4	2720	28																																			
		30-Jan-18	1000			7.4	2680	28.4																																			
		28-Feb-18	945			7.3	2600	26.6																																			
		28-Mar-18	1035			7.6	2610	25.8																																			
		30-Apr-18	920			7.5	2610	22.5																																			
		29-May-18	900			7.6	2580	20.4																																			
		26-Jun-18	1330			7.6	2480	22.7																																			
		26-Jul-18	1130			No sample - no pressure @ pump																																					
		30-Aug-18	1000			No sample - no pressure @ pump																																					
		25-Sep-18	935			7	3100	17.5	3.58	<0.001	0.168	<0.001	0.0001	0.002	<0.001	0.123	<0.05	0.005	0.014	0.009	<0.01	0.637	<0.0001	7.07	3710	206	177	178	2	32.6	771	120	<1	<1	416	416	32.6	0.12	0.06	0.1	4.78	4.88	2360
		30-Oct-18	1155			7	3090	24.7																																			
		28-Nov-18	1035			7.2	3350	23.4																																			

Site ID	Piezometer / Water Bore	Date	Time	Depth to Water - mbgl	Depth to Stand - mbtoc	Field Parameters			Total Metals																			Major Cations					Major Anions												
						pH - Field	EC - Field - µs/cm	Temp - Field - °C	Aluminium (Al) mg/L	Arsenic (As) - mg/L	Barium (Ba) - mg/L	Beryllium (Be) - mg/L	Cadmium (mg/L)	Chromium (Cr) - mg/L	Cobalt (Co) - mg/L	Copper (Cu) - mg/L	Iron (Fe) - mg/L	Lead (Pb) - mg/L	Manganese (Mn) - mg/L	Nickel (Ni) - mg/L	Vanadium (V) - mg/L	Zinc (Zn) - mg/L	Mercury (Hg) - mg/L	pH Lab	EC - Lab - µs/cm	Calcium (Ca) - mg/L	Magnesium (Mg) - mg/L	Sodium (Na) mg/L	Potassium (K) - mg/L	Total Cations - meq/L	Chloride (Cl) - mg/L	Sulfate (SO4) - mg/L	Hydroxide Alkalinity as CaCO3 - mg/L	Carbonate Alkalinity as CaCO3 - mg/L	Bicarbonate Alkalinity as CaCO3 - mg/L	Alkalinity - mg/L	Total Anions - meq/L	Ionic Balance	Ammonia as Nitrogen (N)	Nitrite as N - mg/L	Nitrate as N - mg/L	NOX as N - mg/L	Total Dissolved Solids
ANZECC Guideline - stock drinking water									*5*	*0.5*			*0.01*	*1*	*1*	*1*		*0.1*		*1*		*20*	*0.002*			*1000*						*1000*									*1500*	*400*		*4000*
		21-Dec-18	935			7.2	3330	27.3																																					
		31-Jan-19	945			7	3470	23.7																																					
WB3a		**11-Sep-08**	1230	8.09	8.60	7.7	1050	20.1		<0.001	0.179	<0.001	<0.0001	<0.001	<0.001	0.002	0.34	0.002	0.259	0.002	<0.01	0.009	<0.0001		703	39	20	78	4	7.11	54	10	<1	<1	268	268	7.08	0.10	0.26				431
		14-Nov-08	0856	8.14	8.65																																								
Depth	**Unknown**	**01-Dec-08**	1055	8.14	8.65																																								
Format.	**Alluvium**	**12-Jan-09**	1301	7.94	8.45																																								
		01-Dec-09	1310	8.21	8.72																																								
		18-Feb-10	1205	8.11	8.62																																								
		23-Jun-10	1315	8.19	8.70																																								
		03-Sep-10	1210	8.03	8.54	7.29	919	22.5																																					
		09-Feb-11	1300	7.55	8.06																																								
		31-May-11	1155	7.41	7.92																																								
		27-Sep-11	1200	7.50	8.01																																								
		3-Jan-12	1150	6.79	7.30																																								
		22-Mar-12	1200	5.65	6.16																																								
		1-Jun-12	1200	6.21	6.72																																								
		10-Sep-12	1050	6.41	6.92																																								
		4-Dec-12	930	6.64	7.15																																								
		7-Mar-13	1325	6.21	6.72																																								
		3-Jul-13	1340	6.99	7.50																																								
		4-Sep-13	1020	7.33	7.84																																								
		4-Dec-13	1000	7.56	8.07																																								
		7-Mar-14	1210	7.49	8.00																																								
		10-Jun-14	1250	7.42	7.93																																								
		25-Sep-14	1120	7.66	8.17																																								
		3-Dec-14	1210	7.84	8.35																																								
		11-Mar-15	1330	8.04	8.55																																								
		5-Jun-15	1015	8.07	8.58																																								
		10-Sep-15	1040	7.88	8.39																																								
		9-Dec-15	1305	8.14	8.65																																								
		9-Mar-16	1000	8.32	8.83																																								
		1-Jun-16	1310	8.34	8.85																																								
		26-Sep-16	1315	7.71	8.22																																								
		26-Oct-16	1010	7.74	8.25																																								
		23-Nov-16	1010	7.72	8.23																																								
		19-Dec-16	1020	7.71	8.22																																								
		20-Jan-17	1020	7.71	8.22																																								
		21-Feb-17	1020	7.77	8.28																																								
		28-Mar-17	1020	7.84	8.35																																								
		20-Apr-17	1030	7.90	8.41																																								
		24-May-17	1030	8.07	8.58																																								
		30-Jun-17	1110	8.28	8.79																																								
		25-Jul-17	1110	8.16	8.67																																								
		24-Aug-17	1055	8.07	8.58																																								
		21-Sep-17	1055	8.06	8.57																																								
		25-Oct-17	1055	8.24	8.75																																								
		24-Nov-17	1050	8.21	8.72																																								
		19-Dec-17	1040	8.09	8.60																																								
		25-Jan-18	1035	8.26	8.77																																								
		20-Feb-18	1035	8.10	8.61																																								
		27-Mar-18	1030	8.25	8.76																																								
		24-Apr-18	1130	8.41	8.92																																								
		28-May-18	1200	8.44	8.95																																								
		25-Jun-18	1035	8.55	9.06																																								
		25-Jul-18	1035	8.38	8.89																																								
		27-Aug-18	1055	8.50	9.01																																								
		20-Sep-18	1050	8.37	8.88																																								
		29-Oct-18	1050	8.61	9.12																																								
		26-Nov-18	1050	8.42	8.93																																								
		14-Dec-18	1110	8.40	8.91																																								
		25-Jan-19	1110	8.69	9.20																																								
WB3b		**11-Sep-08**	1245	7.99	8.50	7.6	1250	19.8		<0.001	0.175	<0.001	<0.0001	<0.001	<0.001	0.002	0.31	0.001	0.255	0.001	<0.01	0.007	<0.0001		706	38	20	77	4	7.01	52	10	<1	<1	268	268	7.02	0.17	0.18				415
		14-Nov-08	0854	8.05	8.56																																								
Depth	**Unknown**	**01-Dec-08**	1057	7.99	8.50																																								
Format.	**Alluvium**	**12-Jan-09**	1303	7.84	8.33																																								
		01-Dec-09	1310	8.20	8.71																																								
		18-Feb-10	1210	8.05	8.56																																								
		23-Jun-10	1320	8.10	8.61																																								
		03-Sep-10	1215	7.88	8.39	7.38	693	22.7																																					
		09-Feb-11	1310	7.20	7.71																																								
		31-May-11	1200	7.33	7.84																																								
		27-Sep-11	1210	7.45	7.96																																								
		3-Jan-12	1200	6.73	7.24																																								
		22-Mar-12	1220	5.61	6.12																																								
		1-Jun-12	1210	6.17	6.68																																								
		10-Sep-12	1100	6.34	6.85																																								
		4-Dec-12	935	6.57	7.08																																								
		7-Mar-13	1330	6.24	6.75																																								
		3-Jul-13	1350	6.92	7.43																																								
		4-Sep-13	1005	7.24	7.75																																								
		4-Dec-13	1010	7.85	8.36																																								
		7-Mar-14	1220	7.40	7.91																																								
		10-Jun-14	1300	7.34	7.85																																								
		25-Sep-14	1130	7.99	8.50																																								
		3-Dec-14	1220	7.73	8.24																																								
		11-Mar-15	1340	8.07	8.58																																								
		5-Jun-15	1005	8.28	8.79																																								
		10-Sep-15	1030	7.77	8.28																																								
		9-Dec-15	1315	8.28	8.79																																								
		9-Mar-16	1010	8.55	9.06																																								
		1-Jun-16	1320	8.21	8.72																																								
		26-Sep-16	1320	7.92	8.43																																								
		26-Oct-16	1015	7.57	8.08																																								
		23-Nov-16	1020	7.56	8.07																																								
		19-Dec-16	1010	7.59	8.10																																								
		20-Jan-17	1010	7.80	8.31																																								
		21-Feb-17	1010	7.69	8.20																																								
		28-Mar-17	1010	8.28	8.79																																								
		20-Apr-17	1020	7.85	8.36																																								
		24-May-17	1040	7.93	8.44																																								
		30-Jun-17	1100	8.05	8.56																																								
		25-Jul-17	1100	8.00	8.51																																								
		24-Aug-17	1045	8.52	9.03																																								

Site ID	Piezometer / Water Bore	Date	Time	Depth to Water - mbgl	Depth to Stand - mbtoc	Field Parameters			Total Metals																			Major Cations					Major Anions												
						pH - Field	EC - Field - µs/cm	Temp - Field - °C	Aluminium (Al) mg/L	Arsenic (As) - mg/L	Barium (Ba) - mg/L	Beryllium (Be) - mg/L	Cadmium (mg/L)	Chromium (Cr) - mg/L	Cobalt (Co) - mg/L	Copper (Cu) - mg/L	Iron (Fe) - mg/L	Lead (Pb) - mg/L	Manganese (Mn) - mg/L	Nickel (Ni) - mg/L	Vanadium (V) - mg/L	Zinc (Zn) - mg/L	Mercury (Hg) - mg/L	pH Lab	EC - Lab - µs/cm	Calcium (Ca) - mg/L	Magnesium (Mg) - mg/L	Sodium (Na) mg/L	Potassium (K) - mg/L	Total Cations - meq/L	Chloride (Cl) - mg/L	Sulfate (SO4) - mg/L	Hydroxide Alkalinity as CaCO3 - mg/L	Carbonate Alkalinity as CaCO3 - mg/L	Bicarbonate Alkalinity as CaCO3 - mg/L	Alkalinity - mg/L	Total Anions - meq/L	Ionic Balance	Ammonia as Nitrogen (N)	Nitrite as N - mg/L	Nitrate as N - mg/L	NOX as N - mg/L	Total Dissolved Solids
ANZECC Guideline - stock drinking water									*5*	*0.5*			*0.01*	*1*	*1*	*1*		*0.1*		*1*		*20*	*0.002*			*1000*						*1000*									*1500*	*400*		*4000*
		21-Sep-17	1045	7.97	8.48																																								
		25-Oct-17	1045	8.07	8.58																																								
		24-Nov-17	1040	8.06	8.57																																								
		19-Dec-17	1030	8.04	8.55																																								
		25-Jan-18	1025	8.74	9.25																																								
		20-Feb-18	1025	8.02	8.53																																								
		27-Mar-18	1020	8.36	8.87																																								
		24-Apr-18	1120	8.85	9.36																																								
		28-May-18	1210	8.35	8.86																																								
		25-Jun-18	1025	8.94	9.45																																								
		25-Jul-18	1025	8.29	8.80																																								
		27-Aug-18	1105	8.78	9.29																																								
		20-Sep-18	1040	8.28	8.79																																								
		29-Oct-18	1040	8.52	9.03																																								
		26-Nov-18	1040	8.30	8.81																																								
		14-Dec-18	1100	8.34	8.85																																								
		25-Jan-19	1100	9.13	9.64																																								
WB4		12-Sep-08	1430	8.35	8.90	7.3	1120	19.8		<0.001	0.042	<0.001	<0.0001	<0.001	<0.001	0.002	<0.05	<0.001	0.003	0.002	<0.01	0.006	<0.0001		1040	61	35	116	1	11.0	93	30	<1	<1	360	360	10.4	2.39	0.06				461
		14-Nov-08	0902	8.30	8.85																																								
Depth	Unknown	12-Jan-09	1258	8.25	8.80																																								
Format.	Alluvium	01-Dec-09	1305	8.38	8.93																																								
		18-Feb-10	1220	8.41	8.96																																								
		23-Jun-10	1310	8.41	8.96																																								
		03-Sep-10	1155	9.40	9.95	7.35	2174	21.8																																					
		09-Feb-11	1245	8.20	8.75																																								
		31-May-11	1145	8.04	8.59																																								
		27-Sep-11	1150	8.01	8.56																																								
		3-Jan-12	1140	7.98	8.53																																								
		22-Mar-12	1140	7.63	8.18																																								
		1-Jun-12	1145	7.42	7.97																																								
		10-Sep-12	1110	7.24	7.79																																								
		4-Dec-12	945	7.21	7.76																																								
		7-Mar-13	1315	6.98	7.53																																								
		3-Jul-13	1330	6.93	7.48																																								
		4-Sep-13	1035	7.35	7.90																																								
		4-Dec-13	1030	7.47	8.02																																								
		7-Mar-14	1150	7.54	8.09																																								
		10-Jun-14	1240	7.59	8.14																																								
		25-Sep-14	1100	7.67	8.22																																								
		3-Dec-14	1150	7.71	8.26																																								
		11-Mar-15	1320	7.84	8.39																																								
		5-Jun-15	1025	7.92	8.47																																								
		10-Sep-15	1050	8.00	8.55																																								
		9-Dec-15	1250	8.04	8.59																																								
		9-Mar-16	1050	8.09	8.64																																								
		1-Jun-16	1255	8.17	8.72																																								
		26-Sep-16	1335	8.20	8.75																																								
		26-Oct-16	1030	8.18	8.73																																								
		23-Nov-16	1040	8.16	8.71																																								
		19-Dec-16	1035	8.13	8.68																																								
		20-Jan-17	1040	8.13	8.68																																								
		21-Feb-17	1035	8.15	8.70																																								
		28-Mar-17	1035	8.14	8.69																																								
		20-Apr-17	1045	8.12	8.67																																								
		24-May-17	1050	8.17	8.72																																								
		30-Jun-17	1125	8.17	8.72																																								
		25-Jul-17	1125	8.19	8.74																																								
		24-Aug-17	1110	8.20	8.75																																								
		21-Sep-17	1110	8.20	8.75																																								
		25-Oct-17	1110	8.21	8.76																																								
		24-Nov-17	1105	8.25	8.80																																								
		19-Dec-17	1055	8.27	8.82																																								
		25-Jan-18	1050	8.29	8.84																																								
		20-Feb-18	1050	8.30	8.85																																								
		27-Mar-18	1045	8.32	8.87																																								
		24-Apr-18	1150	8.31	8.86																																								
		28-May-18	1145	8.33	8.88																																								
		25-Jun-18	1050	8.38	8.93																																								
		25-Jul-18	1050	8.40	8.95																																								
		27-Aug-18	1035	8.42	8.97																																								
		20-Sep-18	1110	8.44	8.99																																								
		29-Oct-18	1110	8.39	8.94																																								
		26-Nov-18	1110	8.49	9.04																																								
		14-Dec-18	1140	8.54	9.09																																								
		25-Jan-19	1130	8.53	9.08																																								
WB5a		12-Sep-08	1430	9.98	11.10	7.5	1200	21		<0.001	0.026	<0.001	<0.0001	<0.001	<0.001	0.004	0.1	0.006	0.033	<0.001	<0.01	0.008	<0.0001		510	36	18	32	2	4.66	29	28	<1	<1	160	160	4.59	0.72	0.05				281
		14-Nov-08	0832	10.29	11.41																																								
Depth	Unknown	01-Dec-08	1035	10.15	11.27																																								
Format.	Alluvium	12-Jan-09	1319	9.89	11.01																																								
		01-Dec-09	1345	10.38	11.50																																								
		18-Feb-10	1245	10.35	11.47																																								
		23-Jun-10	1350	10.38	11.50																																								
		03-Sep-10	1330	9.71	10.83																																								
		09-Feb-11	1034																																										
		31-May-11	1230	9.48	10.60																																								
		27-Sep-11	1250	9.50	10.62																																								
		3-Jan-12	1250	8.52	9.64																																								
		22-Mar-12	1310	8.30	9.42																																								
		1-Jun-12	1245	8.50	9.62																																								
		10-Sep-12	1030	8.39	9.51																																								
		4-Dec-12	900	8.47	9.59																																								
		7-Mar-13	1350	7.15	8.27																																								
		3-Jul-13	1425	8.92	10.04																																								
		4-Sep-13	930	8.97	10.09																																								
		4-Dec-13	930	9.01	10.13																																								
		7-Mar-14	1330	9.18	10.30																																								
		10-Jun-14	1330	9.56	10.68																																								
		25-Sep-14	1200	9.22	10.34																																								
		3-Dec-14	1300	9.28	10.40																																								
		11-Mar-15	1400	9.66	10.78																																								
		5-Jun-15	935	9.66	10.78																																								
		10-Sep-15	950	9.42	10.54																																								

Site ID	Piezometer / Water Bore	Date	Time	Depth to Water - mbgl	Depth to Stand - mbtoc	Field Parameters			Total Metals																Major Cations					Major Anions													
						pH - Field	EC - Field - µs/cm	Temp - Field - °C	Aluminium (Al) - mg/L	Arsenic (As) - mg/L	Barium (Ba) - mg/L	Beryllium (Be) - mg/L	Cadmium (mg/L)	Chromium (Cr) - mg/L	Cobalt (Co) - mg/L	Copper (Cu) - mg/L	Iron (Fe) - mg/L	Lead (Pb) - mg/L	Manganese (Mn) - mg/L	Nickel (Ni) - mg/L	Vanadium (V) - mg/L	Zinc (Zn) - mg/L	Mercury (Hg) - mg/L	pH Lab	EC - Lab - µs/cm	Calcium (Ca) - mg/L	Magnesium (Mg) - mg/L	Sodium (Na) - mg/L	Potassium (K) - mg/L	Total Cations - meq/L	Chloride (Cl) - mg/L	Sulfate (SO4) - mg/L	Hydroxide Alkalinity as CaCO3 - mg/L	Carbonate Alkalinity as CaCO3 - mg/L	Bicarbonate Alkalinity as CaCO3 - mg/L	Alkalinity - mg/L	Total Anions - meq/L	Ionic Balance	Ammonia as Nitrogen (N)	Nitrite as N - mg/L	Nitrate as N - mg/L	NOX as N - mg/L	Total Dissolved Solids
ANZECC Guideline - stock drinking water									*5*	*0.5*			*0.01*	*1*	*1*	*1*		*0.1*		*1*		*20*	*0.002*			*1000*					*1000*									*1500*	*400*		*4000*
		9-Dec-15	1350	9.59	10.71																																					
		9-Mar-16	920	10.02	11.14																																					
		1-Jun-16	1400	10.08	11.20																																					
		27-Sep-16	920	8.89	10.01																																					
		26-Oct-16	925	9.20	10.32																																					
		23-Nov-16	930	9.18	10.30																																					
		19-Dec-16	935	9.18	10.30																																					
		20-Jan-17	935	9.14	10.26																																					
		21-Feb-17	925	9.35	10.47																																					
		28-Mar-17	930	9.75	10.87																																					
		20-Apr-17	940	9.70	10.82																																					
		24-May-17	950	9.68	10.80																																					
		30-Jun-17	1010	9.59	10.71																																					
		25-Jul-17	1010	9.62	10.74																																					
		24-Aug-17	955	9.57	10.69																																					
		21-Sep-17	950	9.58	10.70																																					
		25-Oct-17	955	9.41	10.53																																					
		24-Nov-17	950	9.39	10.51																																					
		19-Dec-17	940	9.27	10.39																																					
		25-Jan-18	940	9.15	10.27																																					
		20-Feb-18	940	9.32	10.44																																					
		27-Mar-18	940	9.63	10.75																																					
		24-Apr-18	1040	9.72	10.84																																					
		28-May-18	1300	9.77	10.89																																					
		25-Jun-18	940	9.60	10.72																																					
		25-Jul-18	940	9.79	10.91																																					
		27-Aug-18	1210	9.83	10.95																																					
		20-Sep-18	940	9.90	11.02																																					
		29-Oct-18	940	9.65	10.77																																					
		26-Nov-18	940	9.66	10.78																																					
		14-Dec-18	1000	9.72	10.84																																					
		25-Jan-19	950	10.25	11.37																																					
WB5b		12-Sep-08	1430	10.08	11.20	7.6	1150	21		<0.001	0.028	<0.001	<0.0001	<0.001	<0.001	0.003	<0.05	0.006	0.031	0.001	<0.01	0.007	<0.0001		505	35	17	31	2	4.56	28	28	<1	<1	166	166	4.68	1.39	0.05				278
		14-Nov-08	0833	10.43	11.55																																					
Depth	**Unknown**	01-Dec-08	1037	10.15	11.27																																					
Format.	**Alluvium**	12-Jan-09	1321	10.21	11.33																																					
		01-Dec-09	1345	10.78	11.90																																					
		18-Feb-10	1250	10.69	11.81																																					
		23-Jun-10	1355	10.36	11.48																																					
		09-Feb-11	1350																																							
		31-May-11	1240	9.50	10.62																																					
		27-Sep-11	1300	9.84	10.96																																					
		3-Jan-12	1300	9.07	10.19																																					
		22-Mar-12	1320	8.44	9.56																																					
		1-Jun-12	1300	8.45	9.57																																					
		10-Sep-12	1035	8.37	9.49																																					
		4-Dec-12	905	8.94	10.06																																					
		7-Mar-13	1355	7.50	8.62																																					
		3-Jul-13	1430	8.85	9.97																																					
		4-Sep-13	920	9.00	10.12																																					
		4-Dec-13	940	8.88	10.00																																					
		7-Mar-14	1335	9.75	10.87																																					
		10-Jun-14	1340	9.59	10.71																																					
		25-Sep-14	1210	9.56	10.68																																					
		3-Dec-14	1310	9.70	10.82																																					
		11-Mar-15	1410	10.11	11.23																																					
		5-Jun-15	930	9.78	10.90																																					
		10-Sep-15	940	9.47	10.59																																					
		9-Dec-15	1400	9.94	11.06																																					
		9-Mar-16	930	10.55	11.67																																					
		1-Jun-16	1410	10.41	11.53																																					
		27-Sep-16	930	9.28	10.40																																					
		26-Oct-16	935	9.31	10.43																																					
		23-Nov-16	940	9.50	10.62																																					
		19-Dec-16	925	9.59	10.71																																					
		20-Jan-17	925	9.95	11.07																																					
		21-Feb-17	915	10.11	11.23																																					
		28-Mar-17	920	9.96	11.08																																					
		20-Apr-17	930	9.86	10.98																																					
		24-May-17	940	9.76	10.88																																					
		30-Jun-17	1000	9.67	10.79																																					
		25-Jul-17	1000	9.60	10.72																																					
		24-Aug-17	945	9.54	10.66																																					
		21-Sep-17	940	9.75	10.87																																					
		25-Oct-17	945	9.55	10.67																																					
		24-Nov-17	940	9.57	10.69																																					
		19-Dec-17	930	9.82	10.94																																					
		25-Jan-18	930	10.18	11.30																																					
		20-Feb-18	930	10.19	11.31																																					
		27-Mar-18	930	9.99	11.11																																					
		24-Apr-18	1030	9.96	11.08																																					
		28-May-18	1310	9.91	11.03																																					
		25-Jun-18	930	9.82	10.94																																					
		25-Jul-18	930	9.98	11.10																																					
		27-Aug-18	1220	9.86	10.98																																					
		20-Sep-18	930	10.17	11.29																																					
		29-Oct-18	930	10.44	11.56																																					
		26-Nov-18	930	10.27	11.39																																					
		14-Dec-18	950	10.45	11.57																																					
		25-Jan-19	940	11.11	12.23																																					
WB6a		12-Sep-08	1530	13.93	14.80	6.8	1120	20.4		<0.001	0.050	<0.001	<0.0001	<0.001	<0.001	0.008	0.22	0.029	0.302	0.002	<0.01	0.022	<0.0001		706	45	22	77	3	7.48	33	21	<1	<1	294	294	7.24	1.55	0.09				389
		12-Sep-08	1530	13.93	14.80	6.8	1120	20.4		<0.001	0.052	<0.001	<0.0001	<0.001	<0.001	0.005	0.29	0.014	0.419	0.004	<0.01	0.017	<0.0001		981	58	36	74	3	9.13	89	53	<1	<1	266	266	8.94	1.04	0.87				525
Depth	**Unknown**	14-Nov-08	0823	14.31	15.19																																					
Format.	**Alluvium**	01-Dec-08	1030	14.29	15.17																																					
		12-Jan-09	1326	14.24	15.12																																					
		01-Dec-09	1400	14.38	15.22																																					
		18-Feb-10	1310	14.31	15.15																																					
		03-Sep-10	1345	14.31	15.15																																					
		09-Feb-11	1400	11.68	12.52																																					
		31-May-11	1250	11.41	12.25																																					
		27-Sep-11	1320	11.36	12.20																																					

Site ID	Piezometer / Water Bore	Date	Time	Depth to Water - mbgl	Depth to Stand - mbtoc	Field Parameters			Total Metals																	Major Cations					Major Anions													
						pH - Field	EC - Field - µs/cm	Temp - Field - °C	Aluminium (Al) mg/L	Arsenic (As) - mg/L	Barium (Ba) - mg/L	Beryllium (Be) - mg/L	Cadmium (mg/L)	Chromium (Cr) - mg/L	Cobalt (Co) - mg/L	Copper (Cu) - mg/L	Iron (Fe) - mg/L	Lead (Pb) - mg/L	Manganese (Mn) - mg/L	Nickel (Ni) - mg/L	Vanadium (V) - mg/L	Zinc (Zn) - mg/L	Mercury (Hg) - mg/L	pH Lab	EC - Lab - µs/cm	Calcium (Ca) - mg/L	Magnesium (Mg) - mg/L	Sodium (Na) mg/L	Potassium (K) - mg/L	Total Cations - meq/L	Chloride (Cl) - mg/L	Sulfate (SO4) - mg/L	Hydroxide Alkalinity as CaCO3 - mg/L	Carbonate Alkalinity as CaCO3 - mg/L	Bicarbonate Alkalinity as CaCO3 - mg/L	Alkalinity - mg/L	Total Anions - meq/L	Ionic Balance	Ammonia as Nitrogen (N)	Nitrite as N - mg/L	Nitrate as N - mg/L	NOX as N - mg/L	Total Dissolved Solids
ANZECC Guideline - stock drinking water									*5*	*0.5*			*0.01*	*1*	*1*	*1*		*0.1*		*1*		*20*	*0.002*			*1000*					*1000*									*1500*	*400*		*4000*
		3-Jan-12	1320	11.29	12.13																																						
		22-Mar-12	1340	11.09	11.93																																						
		1-Jun-12	1320	10.59	11.43																																						
		10-Sep-12	930	10.35	11.19																																						
		4-Dec-12	1355	10.96	11.80																																						
		7-Mar-13	1410	11.57	12.41																																						
		3-Jul-13	1440	10.87	11.71																																						
		4-Sep-13	845	10.86	11.70																																						
		4-Dec-13	900	11.20	12.04																																						
		7-Mar-14	1350	14.91	15.75																																						
		10-Jun-14	1350	11.41	12.25																																						
		25-Sep-14	1230	11.10	11.94																																						
		3-Dec-14	1325	11.50	12.34																																						
		11-Mar-15	1420	11.57	12.41																																						
		5-Jun-15	915	11.67	12.51																																						
		10-Sep-15	925	11.42	12.26																																						
		9-Dec-15	1410	11.59	12.43																																						
		9-Mar-16	850	11.59	12.43																																						
		1-Jun-16	1425	11.61	12.45																																						
		27-Sep-16	850	11.58	12.42																																						
		26-Oct-16	910	11.50	12.34																																						
		23-Nov-16	900	11.53	12.37																																						
		19-Dec-16	900	11.55	12.39																																						
		20-Jan-17	910	11.56	12.40																																						
		21-Feb-17	910	11.56	12.40																																						
		28-Mar-17	910	11.57	12.41																																						
		20-Apr-17	915	11.55	12.39																																						
		24-May-17	920	11.60	12.44																																						
		30-Jun-17	940	11.61	12.45																																						
		25-Jul-17	940	11.58	12.42																																						
		24-Aug-17	925	11.34	12.18																																						
		21-Sep-17	920	11.41	12.25																																						
		25-Oct-17	925	11.49	12.33																																						
		24-Nov-17	920	11.55	12.39																																						
		19-Dec-17	910	11.54	12.38																																						
		25-Jan-18	910	11.57	12.41																																						
		20-Feb-18	910	11.57	12.41																																						
		27-Mar-18	910	11.59	12.43																																						
		24-Apr-18	1010	11.60	12.44																																						
		28-May-18	1335	11.62	12.46																																						
		25-Jun-18	900	11.63	12.47																																						
		25-Jul-18	900	11.63	12.47																																						
		27-Aug-18	1240	11.62	12.46																																						
		20-Sep-18	910	11.63	12.47																																						
		29-Oct-18	910	11.65	12.49																																						
		26-Nov-18	910	11.65	12.49																																						
		14-Dec-18	930	11.66	12.50																																						
		25-Jan-19	920	11.68	12.52																																						
WB6b		**12-Sep-08**	1530	11.33	12.20	7.2	1080	20.7		<0.001	0.052	<0.001	<0.0001	<0.001	<0.001	0.007	0.28	0.028	0.297	0.006	<0.01	0.050	<0.0001		781	45	22	83	3	7.78	35	21	<1	<1	305	305	7.52	1.62	0.09				405
		14-Nov-08	0825	12.21	13.09																																						
Depth	**Unknown**	**01-Dec-08**	1032	11.21	12.09																																						
Format.	**Alluvium**	**12-Jan-09**	1328	17.89	18.77																																						
		01-Dec-09	1400	19.70	20.54																																						
		18-Feb-10	1315	13.94	14.78																																						
		03-Sep-10	1350	11.09	11.93																																						
		09-Feb-11	1410	20.34	21.18																																						
		31-May-11	1300	10.98	11.82																																						
		27-Sep-11	1330	18.55	19.39																																						
		3-Jan-12	1330	16.81	17.65																																						
		22-Mar-12	1350	9.98	10.82																																						
		1-Jun-12	1335	9.74	10.58																																						
		10-Sep-12	940	14.80	15.64																																						
		4-Dec-12	1400	19.32	20.16																																						
		7-Mar-13	1415	10.96	11.80																																						
		3-Jul-13	1445	9.96	10.80																																						
		4-Sep-13	900	15.40	16.24																																						
		4-Dec-13	915	10.48	11.32																																						
		7-Mar-14	1400	13.30	14.14																																						
		10-Jun-14	1400	9.56	10.40																																						
		25-Sep-14	1240	10.51	11.35																																						
		3-Dec-14	1335	16.02	16.86																																						
		11-Mar-15	1430	16.19	17.03																																						
		5-Jun-15	910	10.43	11.27																																						
		10-Sep-15	915	10.60	11.44																																						
		9-Dec-15	1420	17.14	17.98																																						
		9-Mar-16	900	14.88	15.72																																						
		1-Jun-16	1435	15.13	15.97																																						
		27-Sep-16	900	10.59	11.43																																						
		26-Oct-16	900	10.93	11.77																																						
		23-Nov-16	915	16.02	16.86																																						
		19-Dec-16	910	15.97	16.81																																						
		20-Jan-17	900	19.09	19.93																																						
		21-Feb-17	900	15.42	16.26																																						
		28-Mar-17	900	11.38	12.22																																						
		20-Apr-17	900	11.10	11.94																																						
		24-May-17	910	10.86	11.70																																						
		30-Jun-17	930	10.70	11.54																																						
		25-Jul-17	930	10.60	11.44																																						
		24-Aug-17	915	10.51	11.35																																						
		21-Sep-17	910	14.74	15.58																																						
		25-Oct-17	915	10.98	11.82																																						
		24-Nov-17	910	11.44	12.28																																						
		19-Dec-17	900	18.83	19.67																																						
		25-Jan-18	900	21.70	22.54																																						
		20-Feb-18	900	16.83	17.67																																						
		27-Mar-18	900	11.58	12.42																																						
		24-Apr-18	1000	11.29	12.13																																						
		28-May-18	1345	11.11	11.95																																						
		25-Jun-18	910	10.57	11.41																																						
		25-Jul-18	910	15.25	16.09																																						
		27-Aug-18	1250	12.92	13.76																																						
		20-Sep-18	900	16.11	16.95																																						
		29-Oct-18	900	19.69	20.53																																						

Site ID	Piezometer / Water Bore	Date	Time	Depth to Water - mbgl	Depth to Stand - mbtoc	Field Parameters			Total Metals																		Major Cations					Major Anions												
						pH - Field	EC - Field - µs/cm	Temp - Field - °C	Aluminium (Al) mg/L	Arsenic (As) - mg/L	Barium (Ba) - mg/L	Beryllium (Be) - mg/L	Cadmium (mg/L)	Chromium (Cr) - mg/L	Cobalt (Co) - mg/L	Copper (Cu) - mg/L	Iron (Fe) - mg/L	Lead (Pb) - mg/L	Manganese (Mn) - mg/L	Nickel (Ni) - mg/L	Vanadium (V) - mg/L	Zinc (Zn) - mg/L	Mercury (Hg) - mg/L	pH Lab	EC - Lab - µs/cm	Calcium (Ca) - mg/L	Magnesium (Mg) - mg/L	Sodium (Na) - mg/L	Potassium (K) - mg/L	Total Cations - meq/L	Chloride (Cl) - mg/L	Sulfate (SO4) - mg/L	Hydroxide Alkalinity as CaCO3 - mg/L	Carbonate Alkalinity as CaCO3 - mg/L	Bicarbonate Alkalinity as CaCO3 - mg/L	Alkalinity - mg/L	Total Anions - meq/L	Ionic Balance	Ammonia as Nitrogen (N)	Nitrite as N - mg/L	Nitrate as N - mg/L	NOX as N - mg/L	Total Dissolved Solids
ANZECC Guideline - stock drinking water									*5*	*0.5*			*0.01*	*1*	*1*	*1*		*0.1*		*1*		*20*	*0.002*			*1000*						*1000*									*1500*	*400*		*4000*
		26-Nov-18	900	12.54	13.38																																							
		14-Dec-18	920	13.55	14.39																																							
		25-Jan-19	910	26.93	27.77																																							
WB7		**11-Sep-08**	1330			6.9	1175	20.5		<0.001	0.006	<0.001	<0.0001	<0.001	<0.001	0.013	<0.05	<0.001	<0.001	<0.01	0.040	<0.0001		765	33	18	92	2	7.16	60	23	<1	<1	250	250	7.16	0.06	0.04				410
		14-Nov-08	0841	4.11	4.99																																							
Depth	**Unknown**	**01-Dec-08**	1045	2.27	3.15																																							
Format.	**Alluvium**	**12-Jan-09**	1315	4.30	5.18																																							
		25-Aug-09	1500							<0.001	0.006	<0.001	<0.0001	<0.001	<0.001	0.049	<0.05	0.006	0.002	<0.001	<0.01	0.044	<0.0001		633	26	14	80	2		47.4	23	<1	<1	224	224			<0.01				348
		01-Dec-09	1330	4.79		8.18	1002	23.3	0.05	0.005				<0.001		0.013	0.32	<0.001	0.038	0.004		<0.005	<0.0001	7.91	848	12	7	164	1	8.35	65.2	32	<1	<1	272	272	8.05	1.82		0.02	1.45	1.48	
		18-Feb-10	1240	4.64																																								
		23-Jun-10	1340		4.81	8.2	796	21	<0.01	<0.001				<0.001		0.01	<0.05	<0.001	<0.001	<0.001		0.007	<0.0001	7.22	621	29	16	93	2	6.89	51	17.8	<1	<1	250	250	6.81	0.59		<0.01	0.31	0.31	
		03-Sep-10	1305		1.93	7.39	625	22.3																																				
		08-Feb-11	1330		2.12	7.36	964	27.3	0.02	<0.001				<0.005		0.023	<0.05	<0.001	<0.001	<0.001		0.012	<0.001	7.2	766	41	24	125	2	9.52	65	33	<1	<1	345	345	9.41	0.52		<0.01	0.43	0.43	
		31-May-11	1215	3.01	3.01	7.55	613	14.8																																				
		27-Sep-11	1240	2.85	2.85	7.61	701	22.3	<0.01	<0.001	0.007	<0.001	<0.0001	<0.001	<0.001	0.016	0.2	0.002	0.004	<0.001	<0.01	0.009	<0.0001	7.95	740	30	17	105	2	7.51	61	25	<1	<1	260	260	7.44	0.5	<0.01	<0.01	0.35	0.35	402
		3-Jan-12	1230	1.90	1.90	7.52	732	25.7																																				
		22-Mar-12	1250	3.09	3.09	7.45	722	24.2	<0.01	0.007	0.011	<0.001	<0.0001	<0.001	<0.001	0.016	1.14	0.006	0.163	0.002	<0.01	0.012	<0.0001	7.69	654	24	14	112	3	7.3	60	23	<1	<1	245	245	7.07	1.58	0.14	<0.01	<0.01	<0.01	490
		01-Jun-12	1230	3.76	3.76	7.55	704	16.1																																				
		10-Sep-12	1015	1.14	1.14	7.27	597	17.5	0.01	<0.001	0.008	<0.001	<0.0001	<0.001	<0.001	0.008	<0.05	<0.001	0.027	<0.001	<0.01	0.005	<0.0001	7.65	636	23	12	98	2	6.45	56	20	<1	<1	234	234	6.67	1.72	<0.01	<0.01	0.05	0.05	362
		04-Dec-12	920	3.12	3.12																																							
		07-Mar-13	1340	1.7	1.7	7.4	673	25.2	<0.01	<0.001	0.009	<0.001	<0.0001	<0.001	<0.001	0.064	0.16	0.042	0.01	<0.001	<0.01	0.015	<0.0001	7.3	693	34	17	90	2	7.06	54	18	<1	<1	255	255	6.99	0.46	<0.01	<0.01	0.51	0.51	398
		03-Jul-13	1410	2.87	2.87	7.47	668	13.4																																				
		04-Sep-13	945	3.34	3.34	7.1	688	17.1	0.02	<0.001	0.012	<0.001	<0.0001	<0.001	<0.001	0.022	0.87	0.002	0.306	0.002	<0.01	0.021	<0.0001	7.63	715	32	18	102	2	7.57	58	26	<1	<1	254	254	7.27	1.97	<0.01	<0.01	0.06	0.06	387
		02-Dec-13	1415	3.15	3.15	9.2	992	19.2																																				
		07-Mar-14	1320	2.62	2.62	7.7	846	26.2	<0.01	<0.001	0.01	<0.001	<0.0001	<0.001	<0.001	0.014	<0.05	<0.001	0.002	<0.001	<0.01	0.008	<0.0001	7.46	821	38	21	107	2	8.33	75	28	<1	<1	268	268	8.05	1.66	0.01	<0.01	1.85	1.85	491
		10-Jun-14	1315	4.62	4.62	7.9	740	15																																				
		25-Sep-14	1150	3.71	3.71	7.7	704	18.1	0.02	<0.001	0.009	<0.001	<0.0001	<0.001	<0.001	0.011	<0.05	<0.001	0.012	0.002	<0.01	0.012	<0.0001	7.53	708	28	17	92	2	6.85	61	28	<1	<1	222	222	6.74	0.78	0.01	<0.01	0.52	0.52	393
		03-Dec-14	1245	2.79	2.79	7.6	702	19.6																																				
		11-Mar-15	1350	2.65	2.65	7.8	1010	24.7	<0.01	<0.001	0.011	<0.001	<0.0001	<0.001	<0.001	0.013	<0.05	<0.001	0.005	0.001	<0.01	0.026	<0.0001	7.6	810	42	25	114	2	9.16	64	46	<1	<1	292	292	8.6	3.16	0.03	<0.01	1.76	1.76	426
		05-Jun-15	950	2.38	2.38	7.3	694	9.1																																				
		10-Sep-15	1010	1.74	1.74	7	642	14	<0.01	<0.001	0.009	<0.001	<0.0001	<0.001	<0.001	0.011	0.13	0.002	0.042	0.002	<0.01	0.024	<0.0001	7.46	657	29	17	95	2	7.03	53	22	<1	<1	230	230	6.55	3.52	0.03	<0.01	0.07	0.07	410
		09-Dec-15	1355	2.51	2.51	7.1	875	24.7																																				
		09-Mar-16	1040	3.87	3.87	7.1	825	26.7	<0.01	<0.001	0.01	<0.001	<0.0001	<0.001	<0.001	0.073	1.68	<0.001	1.78	<0.001	<0.01	0.009	<0.0001	7.59	809	41	20	111	2	8.57	60	37	<1	<1	283	283	8.12	2.7	0.06	<0.01	0.03	0.03	439
		01-Jun-16	1345	3.69	3.69	7.5	794	16.3																																				
		27-Sep-16	950	2.35	2.35	7.5	760	15.1	<0.01	<0.001	0.005	<0.001	<0.0001	<0.001	<0.001	<0.001	3.29	<0.001	0.196	<0.001	<0.01	<0.005	<0.0001	7.8	739	34	20	104	1	7.89	54	20	<1	<1	283	283	7.59	1.89	<0.01	<0.01	<0.01	<0.01	390
		26-Oct-16	950	1.39	1.39																																							
		23-Nov-16	950	2.77	2.77	7.1	642	24.1																																				
		19-Dec-16	955	2.9	2.9	7.1	735	22.9																																				
		20-Jan-17	950	1.79	1.79	7.1	832	24.9																																				
		21-Feb-17	950	3.55	3.55	7.1	783	20.3																																				
		28-Mar-17	950	3.43	3.43	7.1	673	23.6																																				
		20-Apr-17	1000	2.11	2.11	7	674	20.5																																				
		24-May-17	1010	1.47	1.47	7.3	669	17.8																																				
		30-Jun-17	1040	1.39	1.39	7.1	617	14.8																																				
		25-Jul-17	1040	1.37	1.37	7.1	685	10.3																																				
		24-Aug-17	1020	1.17	1.17	7	668	12.3																																				
		21-Sep-17	1020	2.37	2.37	6.5	716	20.8	<0.01	<0.001	0.006	<0.001	<0.0001	<0.001	<0.001	0.004	<0.05	<0.001	0.002	<0.001	<0.01	0.005	<0.0001	7.26	701	36	18	94	2	7.42	53	26	<1	<1	267	267	7.37	0.32	0.03	<0.01	1.25	1.25	356
		25-Oct-17	1020	3.75	3.75	6.7	772	20.7																																				
		24-Nov-17	1015	1.98	1.98	6.6	682	20.7																																				
		19-Dec-17	1005	1.67	1.67	7	843	23																																				
		25-Jan-18	1005	1.51	1.51	7.1	822	24.8																																				
		20-Feb-18	1005	2.33	2.33	7	912	21.8																																				
		27-Mar-18	1000	2.15	2.15	7.1	678	18.3																																				
		24-Apr-18	1100	3.09	3.09	7.2	685	20.9																																				
		28-May-18	1240	3.48	3.48	7.1	672	20.7																																				
		25-Jun-18	1005	3.82	3.82	7.2	859	14.4																																				
		25-Jul-18	1005	4.2	4.2	7.2	665	13.2																																				
		27-Aug-18	1140	4.2	4.2	7.4	722	16.7																																				
		20-Sep-18	1010	4.82	4.82	7.2	824	19.7	<0.01	<0.001	0.011	<0.001	<0.0001	<0.001	<0.001	0.011	<0.05	<0.001	0.002	<0.001	<0.01	0.027	<0.0001	7.29	897	49	26	135	2	10.5	72	43	<1	<1	274	274	8.57	10.1	0.03	<0.01	2.38	2.38	482
		29-Oct-18	1010	3.45	3.45	7	796	19.3																																				
		26-Nov-18	1010	3.3	3.3	7	781	21																																				
		14-Dec-18	1030	3.42	3.42	7	768	21.5																																				
		25-Jan-19	1025	2.1	2.1	7	893	24.6																																				
WB8		**12-Sep-08**																																										
		14-Nov-08																																										
WB9	NC-008	**1-Dec-08**	1235	19.2	19.67																																							

Denotes dissolved metals

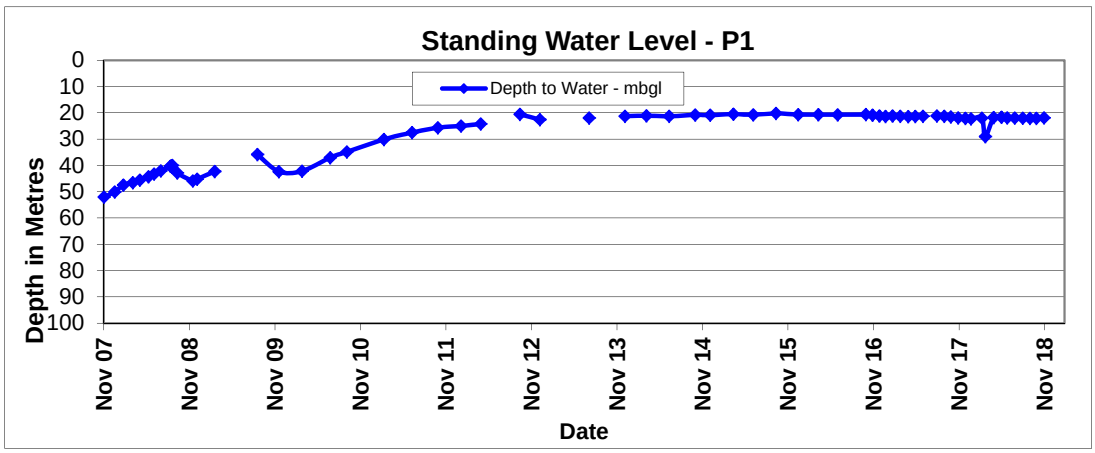
Standing Water Level - P1
Depth to Water - mbgl
Depth in Metres
0
10
20
30
40
50
60
70
80
90
100
Nov 07
Nov 08
Nov 09
Nov 10
Nov 11
Nov 12
Nov 13
Nov 14
Nov 15
Nov 16
Nov 17
Nov 18
Date

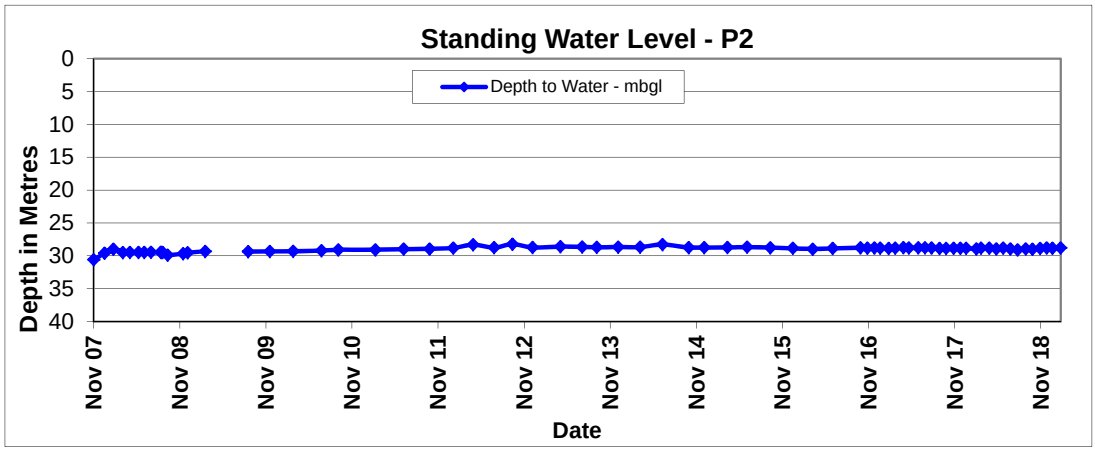
Standing Water Level - P2
Depth to Water - mbgl
Depth in Metres
0
5
10
15
20
25
30
35
40
Nov 07
Nov 08
Nov 09
Nov 10
Nov 11
Nov 12
Nov 13
Nov 14
Nov 15
Nov 16
Nov 17
Nov 18
Date

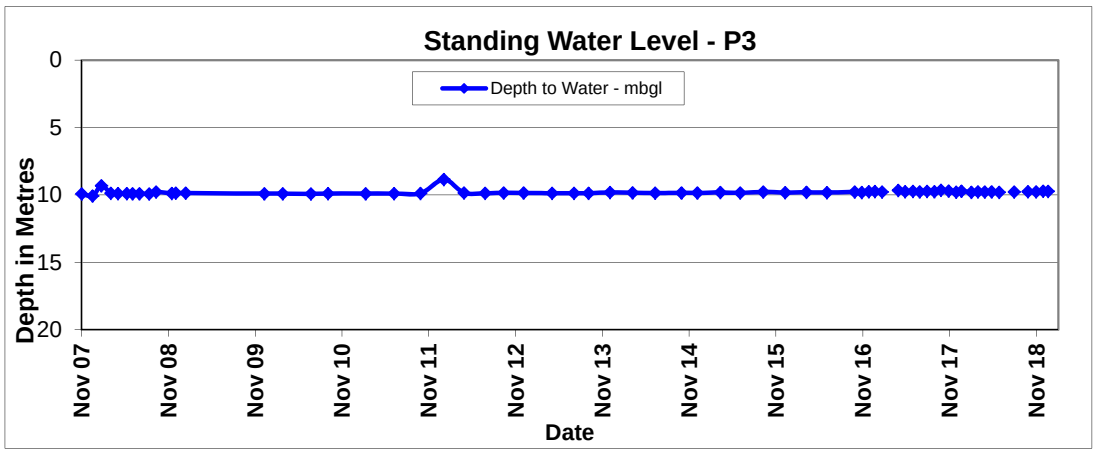
Standing Water Level - P3
Depth to Water - mbgl
Depth in Metres
0
5
10
15
20
Nov 07
Nov 08
Nov 09
Nov 10
Nov 11
Nov 12
Nov 13
Nov 14
Nov 15
Nov 16
Nov 17
Nov 18
Date

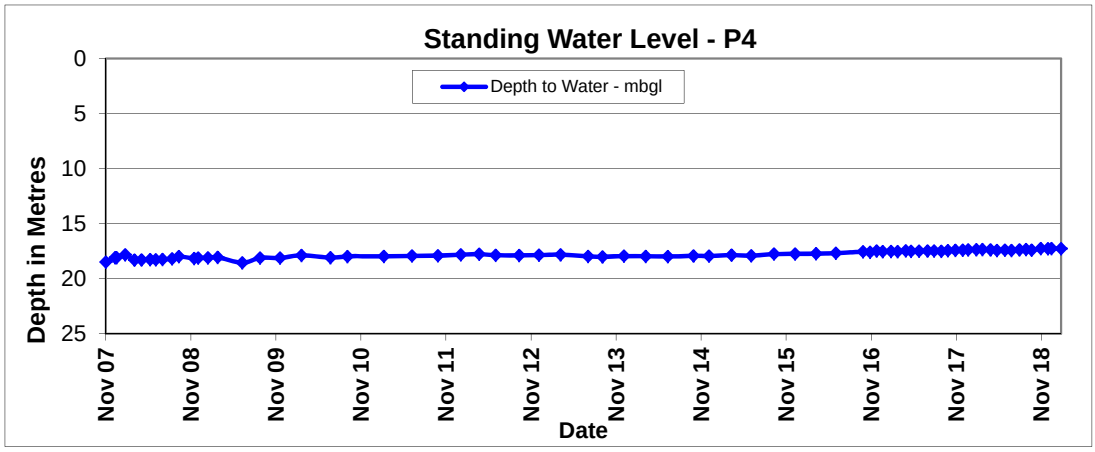
Standing Water Level - P4
Depth to Water - mbgl
Depth in Metres
0
5
10
15
20
25
Nov 07
Nov 08
Nov 09
Nov 10
Nov 11
Nov 12
Nov 13
Nov 14
Nov 15
Nov 16
Nov 17
Nov 18
Date

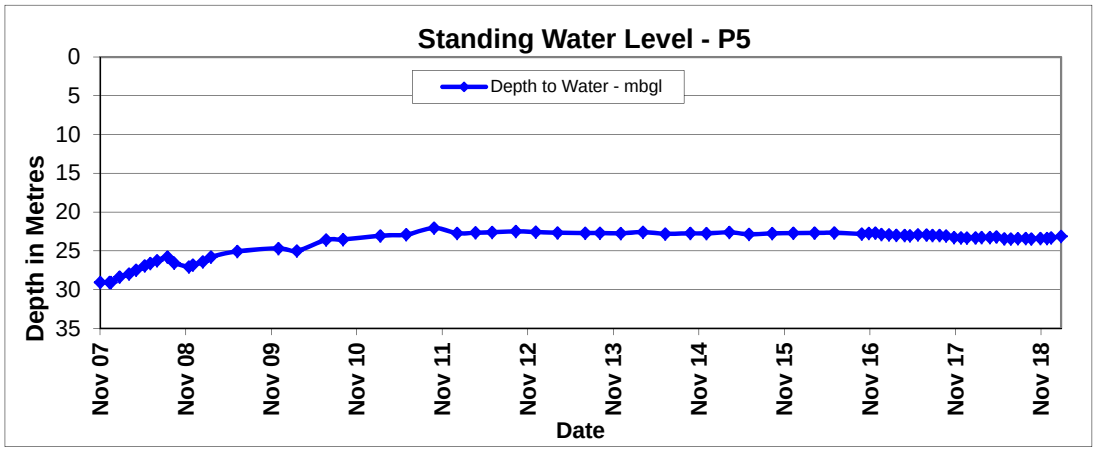
Standing Water Level - P5
Depth to Water - mbgl
Depth in Metres
0
5
10
15
20
25
30
35
Nov 07
Nov 08
Nov 09
Nov 10
Nov 11
Nov 12
Nov 13
Nov 14
Nov 15
Nov 16
Nov 17
Nov 18
Date

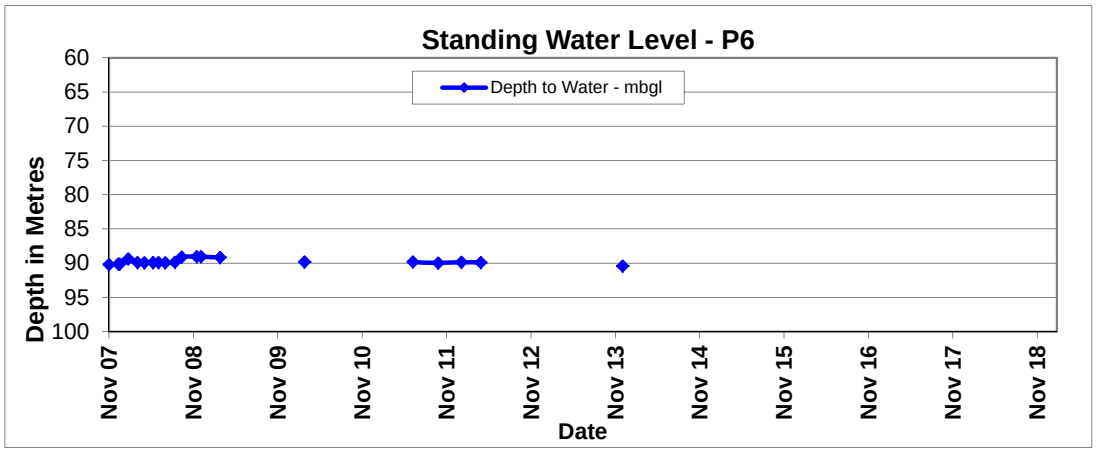
Standing Water Level - P6
Depth to Water - mbgl
Depth in Metres
60
65
70
75
80
85
90
95
100
Nov 07
Nov 08
Nov 09
Nov 10
Nov 11
Nov 12
Nov 13
Nov 14
Nov 15
Nov 16
Nov 17
Nov 18
Date

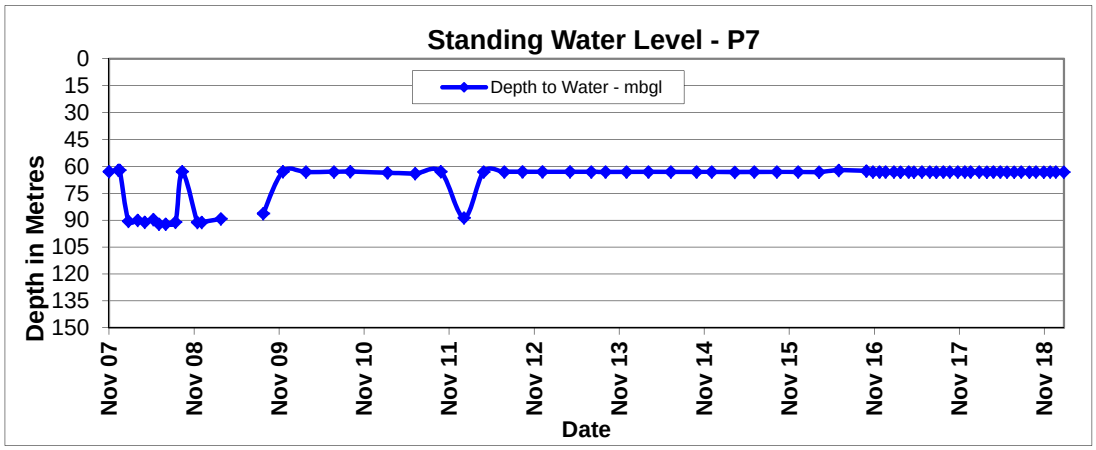
Standing Water Level - P7
Depth to Water - mbgl
Depth in Metres
0
15
30
45
60
75
90
105
120
135
150
Nov 07
Nov 08
Nov 09
Nov 10
Nov 11
Nov 12
Nov 13
Nov 14
Nov 15
Nov 16
Nov 17
Nov 18
Date

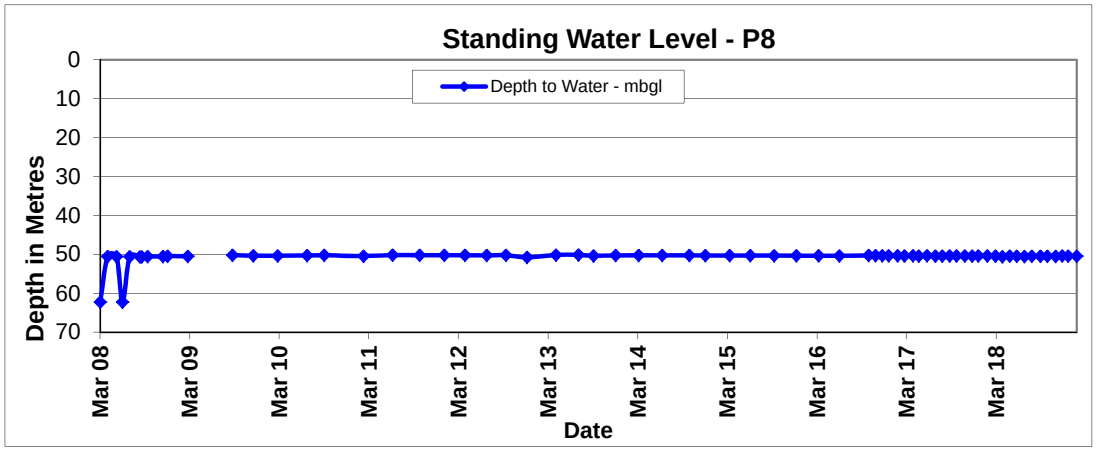
Standing Water Level - P8
Depth to Water - mbgl
Depth in Metres
0
10
20
30
40
50
60
70
Mar 08
Mar 09
Mar 10
Mar 11
Mar 12
Mar 13
Mar 14
Mar 15
Mar 16
Mar 17
Mar 18
Date

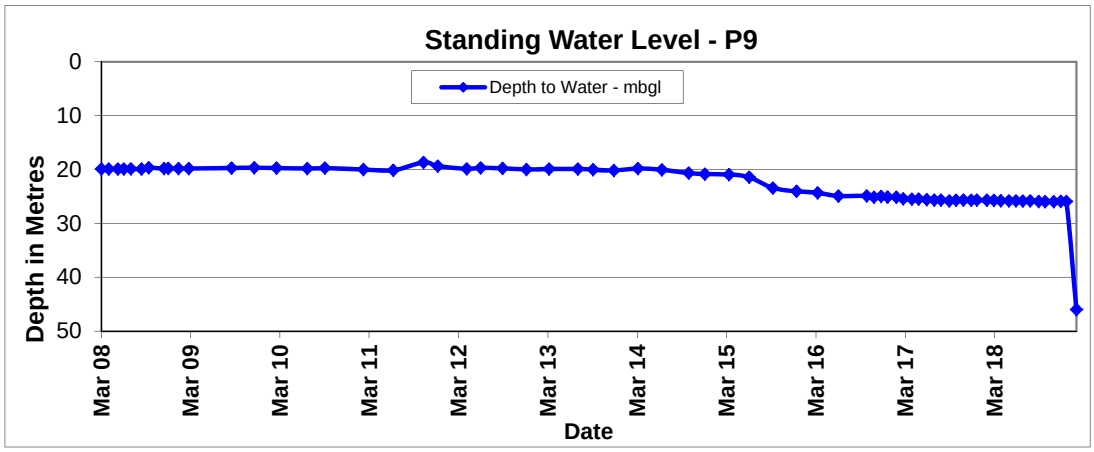
Standing Water Level - P9
Depth to Water - mbgl
Depth in Metres
0
10
20
30
40
50
Mar 08
Mar 09
Mar 10
Mar 11
Mar 12
Mar 13
Mar 14
Mar 15
Mar 16
Mar 17
Mar 18
Date

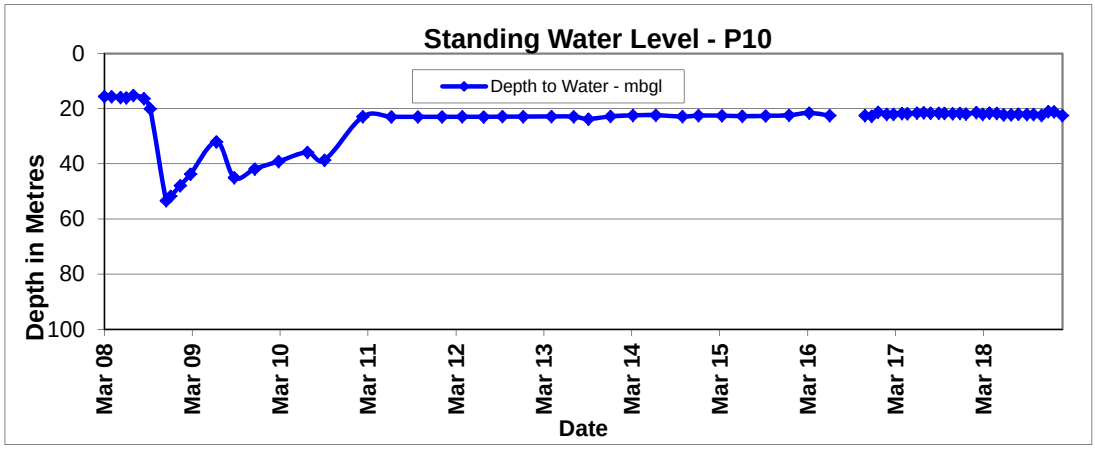
Standing Water Level - P10
Depth to Water - mbgl
Depth in Metres
0
20
40
60
80
100
Mar 08
Mar 09
Mar 10
Mar 11
Mar 12
Mar 13
Mar 14
Mar 15
Mar 16
Mar 17
Mar 18
Date

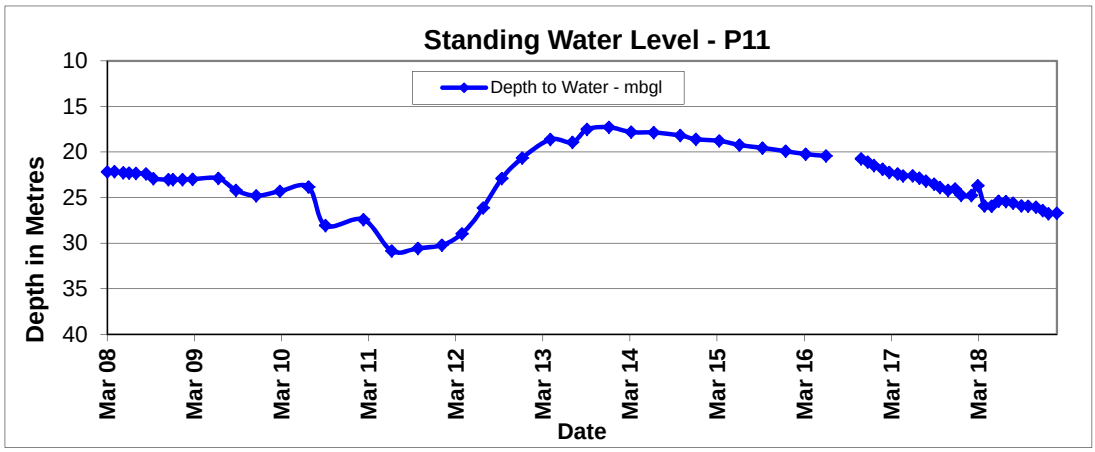
Standing Water Level - P11
Depth to Water - mbgl
Depth in Metres
10
15
20
25
30
35
40
Mar 08
Mar 09
Mar 10
Mar 11
Mar 12
Mar 13
Mar 14
Mar 15
Mar 16
Mar 17
Mar 18
Date

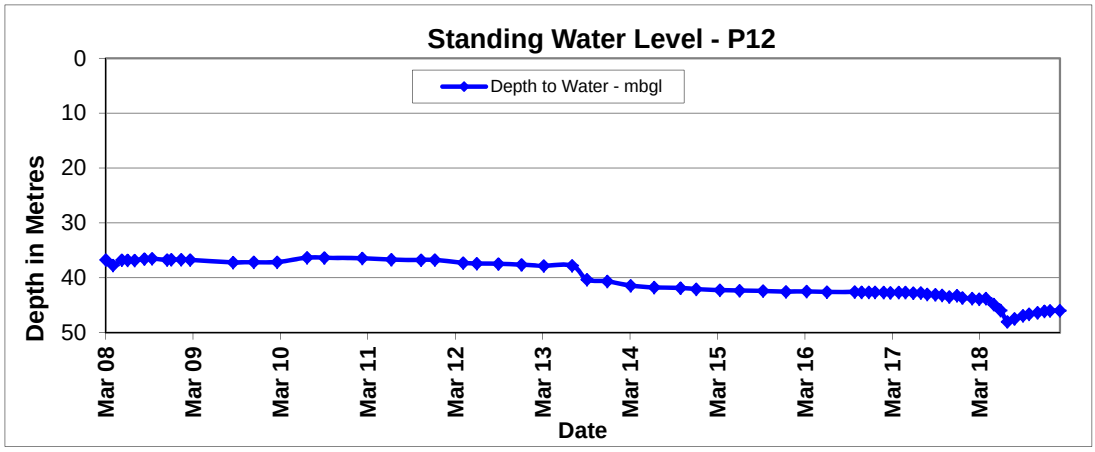
Standing Water Level - P12
Depth to Water - mbgl
Depth in Metres
0
10
20
30
40
50
Mar 08
Mar 09
Mar 10
Mar 11
Mar 12
Mar 13
Mar 14
Mar 15
Mar 16
Mar 17
Mar 18
Date

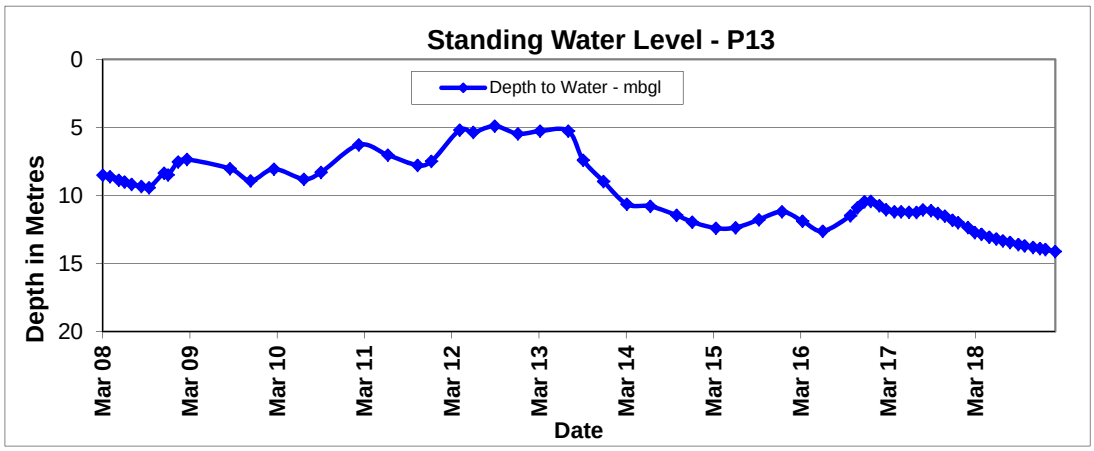
Standing Water Level - P13
Depth to Water - mbgl
Depth in Metres
0
5
10
15
20
Mar 08
Mar 09
Mar 10
Mar 11
Mar 12
Mar 13
Mar 14
Mar 15
Mar 16
Mar 17
Mar 18
Date

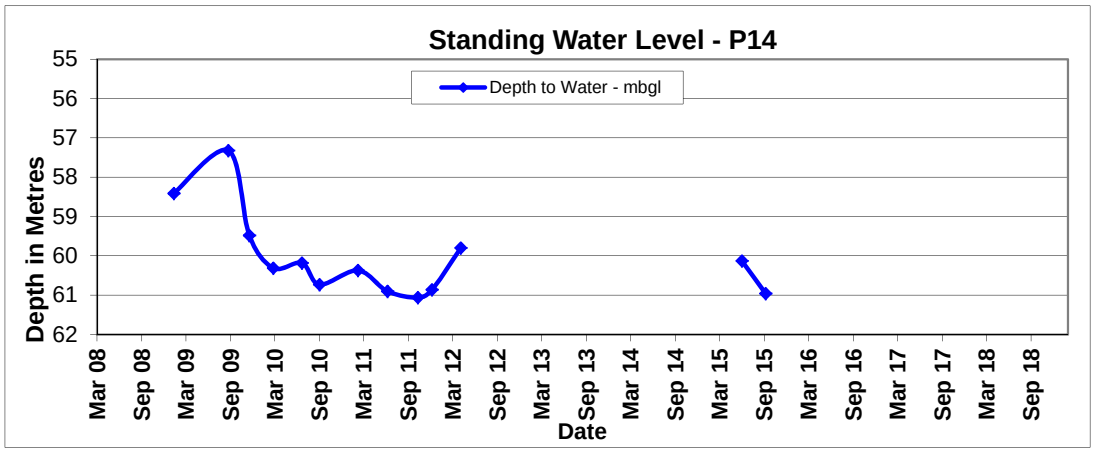
Standing Water Level - P14
Depth to Water - mbgl
Depth in Metres
55
56
57
58
59
60
61
62
Mar 08
Sep 08
Mar 09
Sep 09
Mar 10
Sep 10
Mar 11
Sep 11
Mar 12
Sep 12
Mar 13
Sep 13
Mar 14
Sep 14
Mar 15
Sep 15
Mar 16
Sep 16
Mar 17
Sep 17
Mar 18
Sep 18
Date

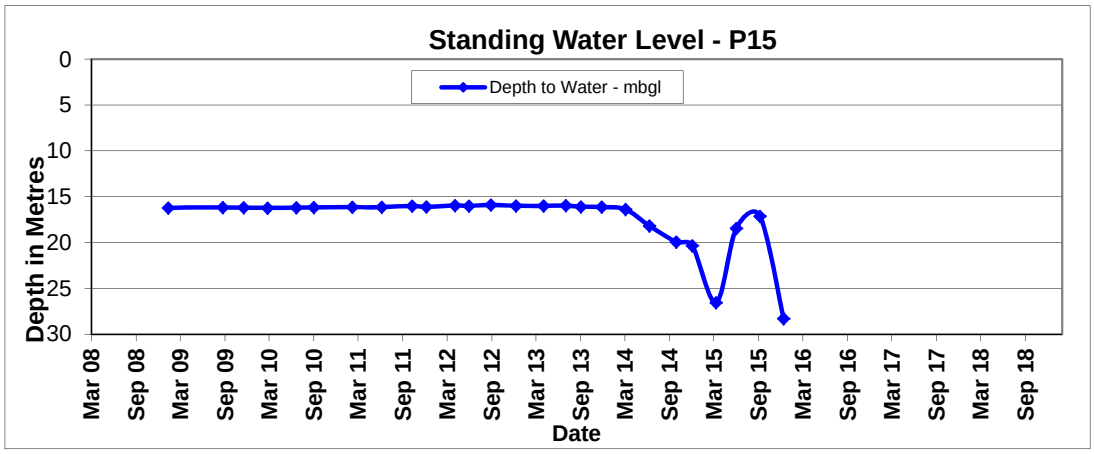
Standing Water Level - P15
Depth to Water - mbgl
Depth in Metres
0
5
10
15
20
25
30
Mar 08
Sep 08
Mar 09
Sep 09
Mar 10
Sep 10
Mar 11
Sep 11
Mar 12
Sep 12
Mar 13
Sep 13
Mar 14
Sep 14
Mar 15
Sep 15
Mar 16
Sep 16
Mar 17
Sep 17
Mar 18
Sep 18
Date

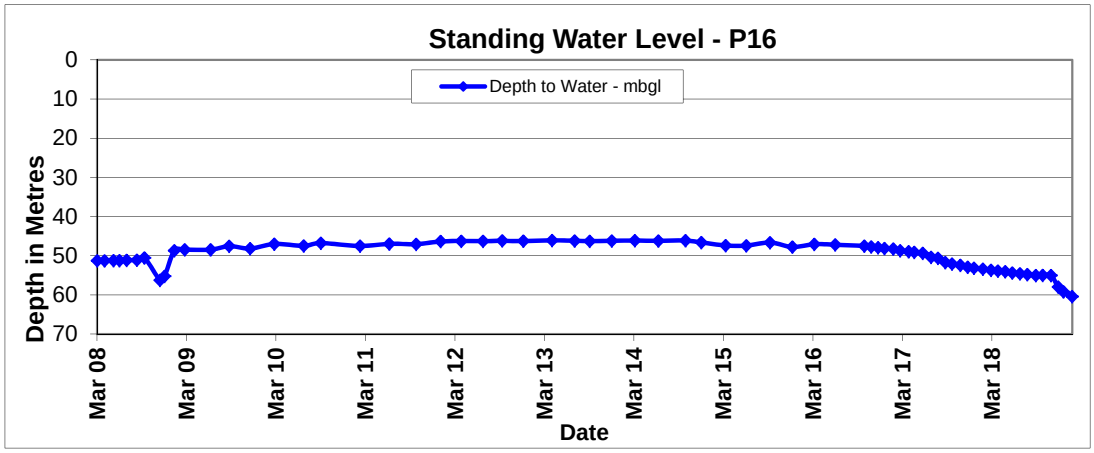
Standing Water Level - P16
Depth to Water - mbgl
Depth in Metres
0
10
20
30
40
50
60
70
Mar 08
Mar 09
Mar 10
Mar 11
Mar 12
Mar 13
Mar 14
Mar 15
Mar 16
Mar 17
Mar 18
Date

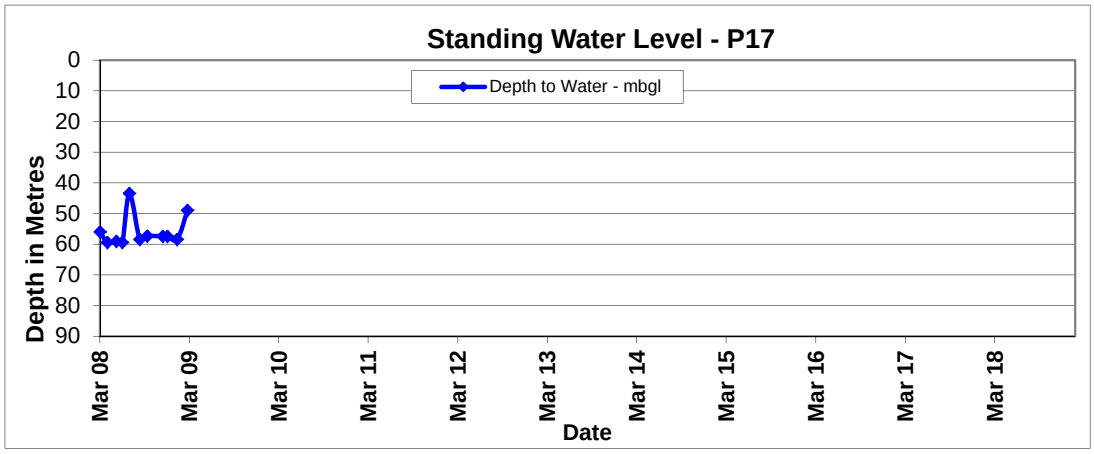
Standing Water Level - P17
Depth to Water - mbgl
Depth in Metres
0
10
20
30
40
50
60
70
80
90
Mar 08
Mar 09
Mar 10
Mar 11
Mar 12
Mar 13
Mar 14
Mar 15
Mar 16
Mar 17
Mar 18
Date

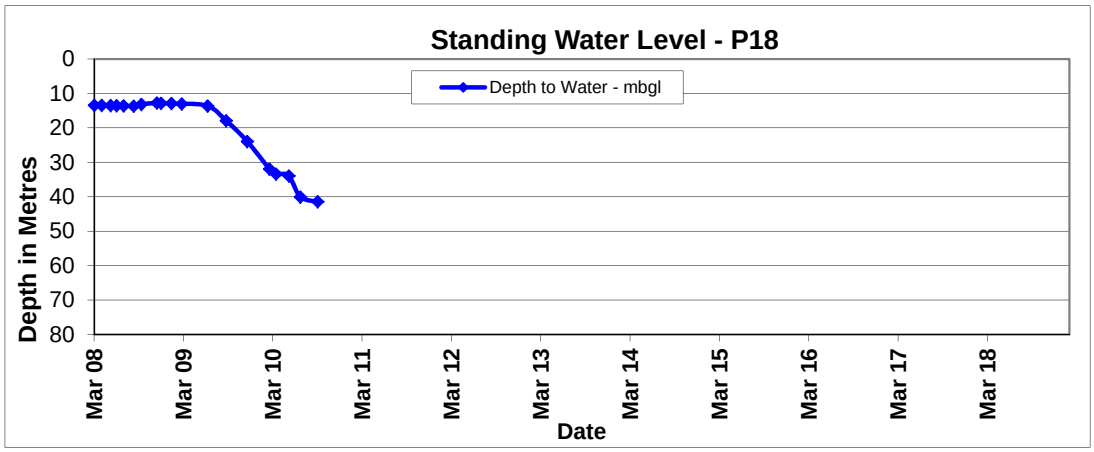
Standing Water Level - P18
Depth to Water - mbgl
Depth in Metres
0
10
20
30
40
50
60
70
80
Mar 08
Mar 09
Mar 10
Mar 11
Mar 12
Mar 13
Mar 14
Mar 15
Mar 16
Mar 17
Mar 18
Date

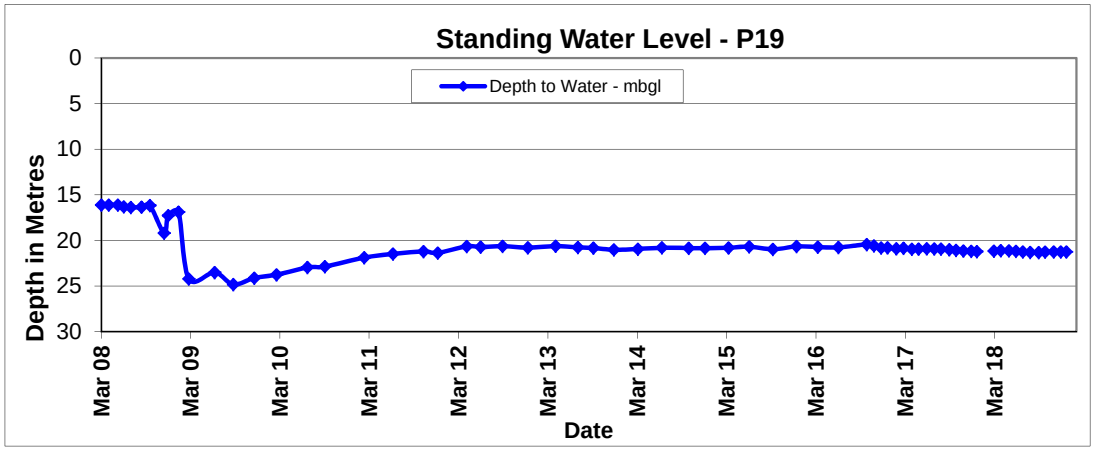
Standing Water Level - P19
Depth to Water - mbgl
Depth in Metres
0
5
10
15
20
25
30
Mar 08
Mar 09
Mar 10
Mar 11
Mar 12
Mar 13
Mar 14
Mar 15
Mar 16
Mar 17
Mar 18
Date

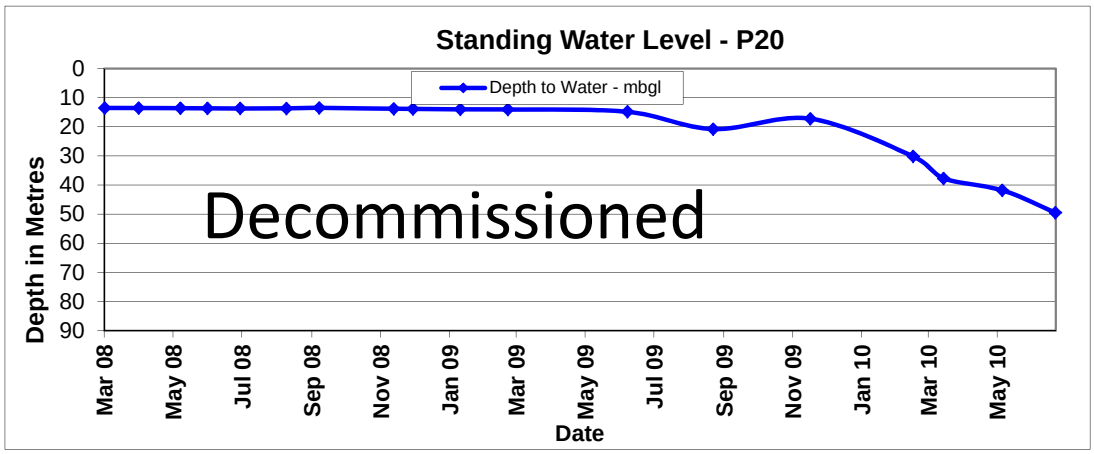
Standing Water Level - P20
Depth to Water - mbgl
Decommissioned
Depth in Metres
0
10
20
30
40
50
60
70
80
90
Mar 08
May 08
Jul 08
Sep 08
Nov 08
Jan 09
Mar 09
May 09
Jul 09
Sep 09
Nov 09
Jan 10
Mar 10
May 10
Date

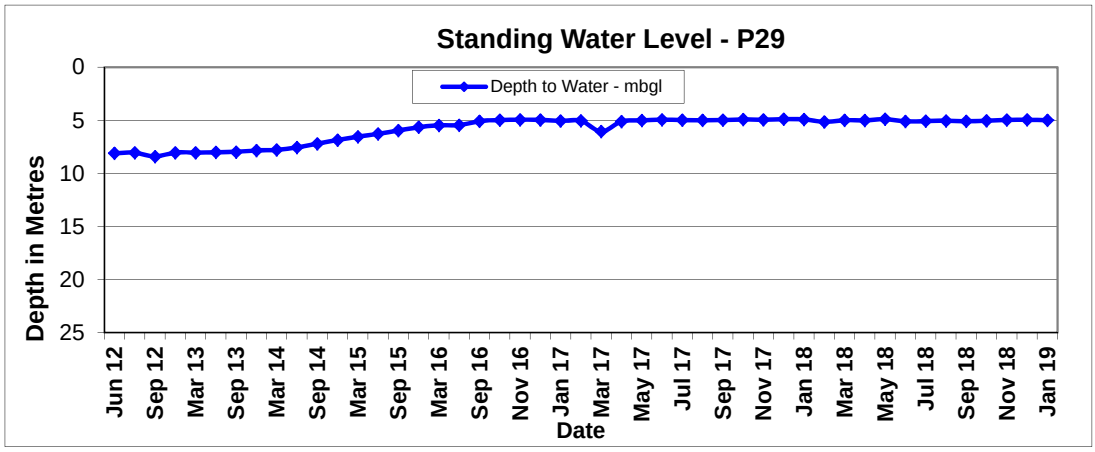
Standing Water Level - P29
Depth to Water - mbgl
Depth in Metres
0
5
10
15
20
25
Jun 12
Sep 12
Mar 13
Sep 13
Mar 14
Sep 14
Mar 15
Sep 15
Mar 16
Sep 16
Nov 16
Jan 17
Mar 17
May 17
Jul 17
Sep 17
Nov 17
Jan 18
Mar 18
May 18
Jul 18
Sep 18
Nov 18
Jan 19
Date

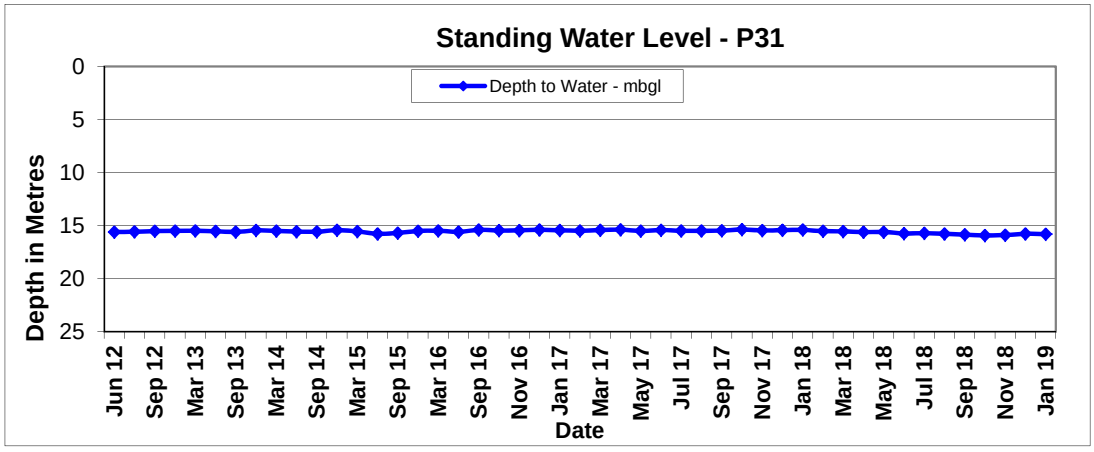
Standing Water Level - P31
Depth to Water - mbgl
Depth in Metres
0
5
10
15
20
25
Jun 12
Sep 12
Mar 13
Sep 13
Mar 14
Sep 14
Mar 15
Sep 15
Mar 16
Sep 16
Nov 16
Jan 17
Mar 17
May 17
Jul 17
Sep 17
Nov 17
Jan 18
Mar 18
May 18
Jul 18
Sep 18
Nov 18
Jan 19
Date

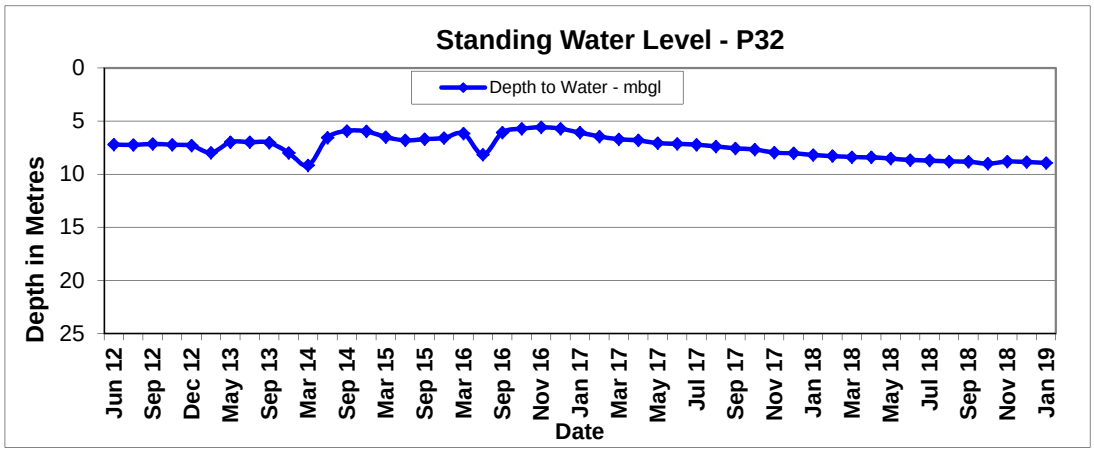
Standing Water Level - P32
Depth to Water - mbgl
Depth in Metres
0
5
10
15
20
25
Jun 12
Sep 12
Dec 12
May 13
Sep 13
Mar 14
Sep 14
Mar 15
Sep 15
Mar 16
Sep 16
Nov 16
Jan 17
Mar 17
May 17
Jul 17
Sep 17
Nov 17
Jan 18
Mar 18
May 18
Jul 18
Sep 18
Nov 18
Jan 19
Date

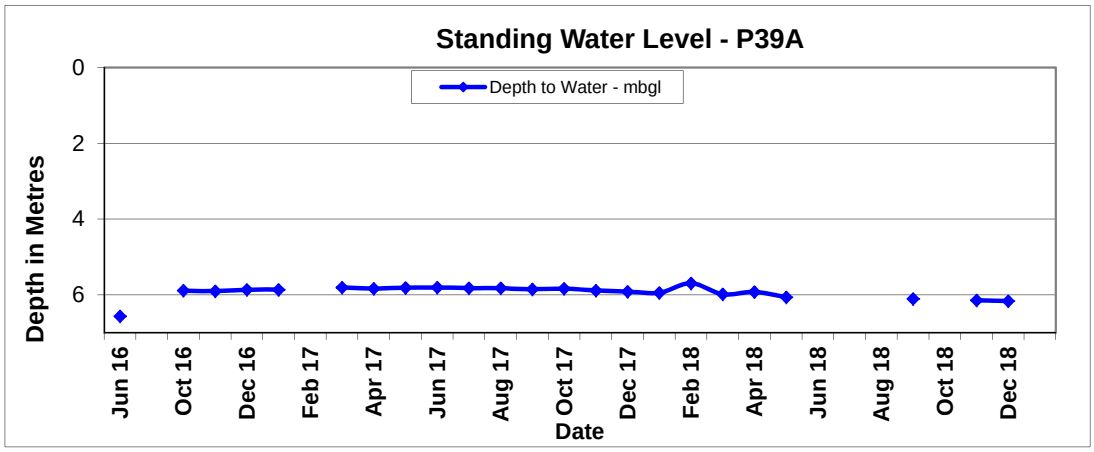
Standing Water Level - P39A
Depth to Water - mbgl
Depth in Metres
0
2
4
6
Jun 16
Oct 16
Dec 16
Feb 17
Apr 17
Jun 17
Aug 17
Oct 17
Dec 17
Feb 18
Apr 18
Jun 18
Aug 18
Oct 18
Dec 18
Date

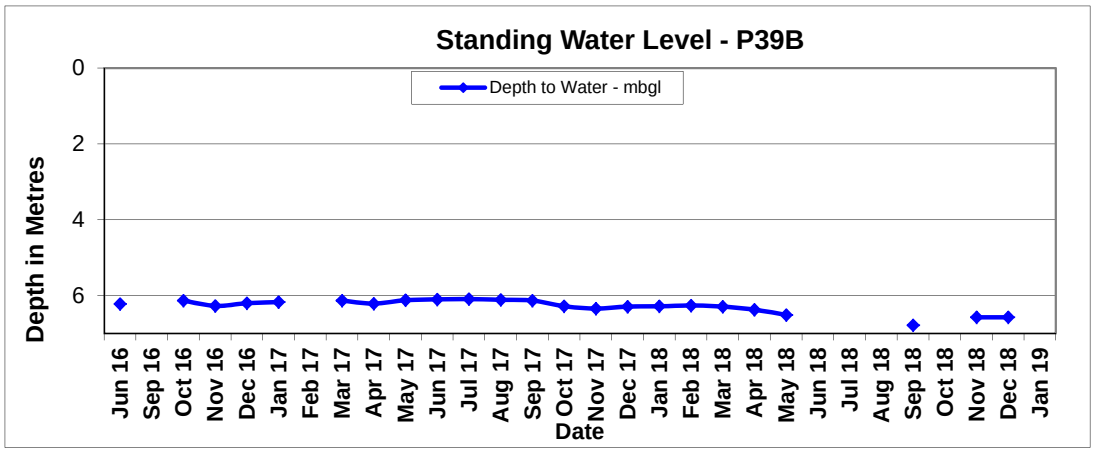
Standing Water Level - P39B
Depth to Water - mbgl
Depth in Metres
0
2
4
6
Jun 16
Sep 16
Oct 16
Nov 16
Dec 16
Jan 17
Feb 17
Mar 17
Apr 17
May 17
Jun 17
Jul 17
Aug 17
Sep 17
Oct 17
Nov 17
Dec 17
Jan 18
Feb 18
Mar 18
Apr 18
May 18
Jun 18
Jul 18
Aug 18
Sep 18
Oct 18
Nov 18
Dec 18
Jan 19
Date

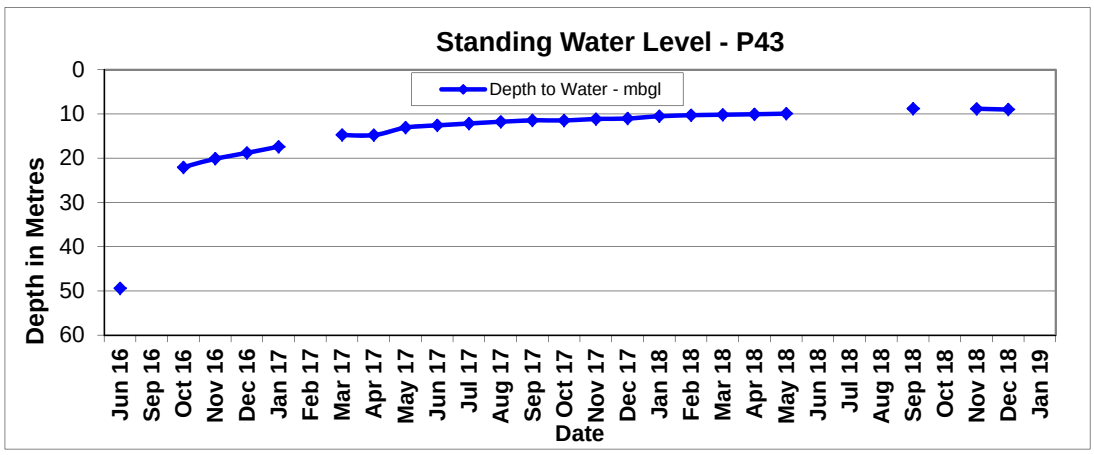
Standing Water Level - P43
Depth to Water - mbgl
Depth in Metres
0
10
20
30
40
50
60
Jun 16
Sep 16
Oct 16
Nov 16
Dec 16
Jan 17
Feb 17
Mar 17
Apr 17
May 17
Jun 17
Jul 17
Aug 17
Sep 17
Oct 17
Nov 17
Dec 17
Jan 18
Feb 18
Mar 18
Apr 18
May 18
Jun 18
Jul 18
Aug 18
Sep 18
Oct 18
Nov 18
Dec 18
Jan 19
Date

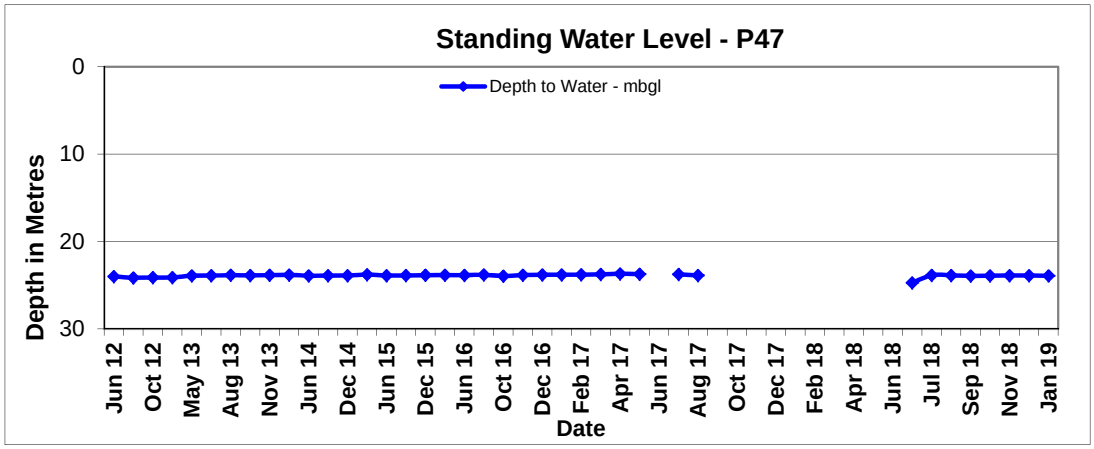
Standing Water Level - P47
Depth to Water - mbgl
Depth in Metres
0
10
20
30
Jun 12
Oct 12
May 13
Aug 13
Nov 13
Jun 14
Dec 14
Jun 15
Dec 15
Jun 16
Oct 16
Dec 16
Feb 17
Apr 17
Jun 17
Aug 17
Oct 17
Dec 17
Feb 18
Apr 18
Jun 18
Jul 18
Sep 18
Nov 18
Jan 19
Date

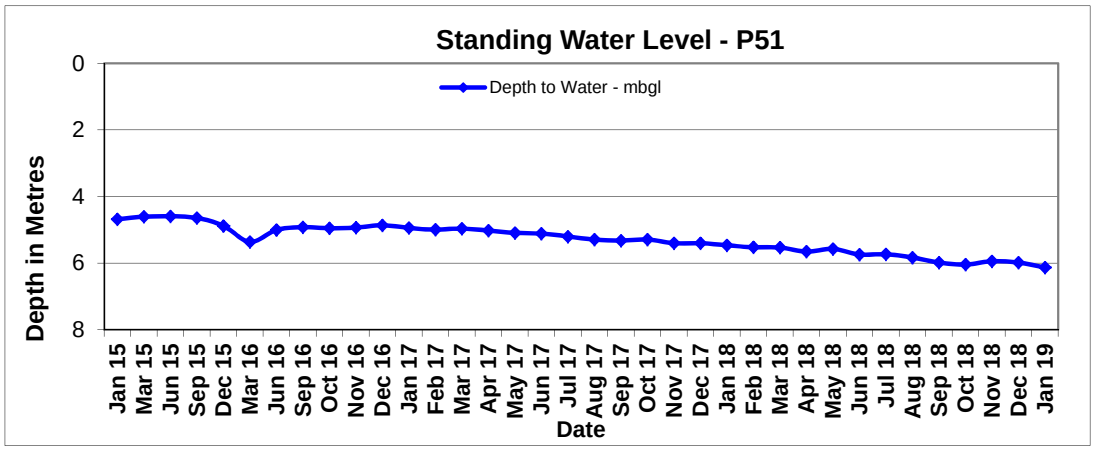
Standing Water Level - P51
Depth to Water - mbgl
Depth in Metres
0
2
4
6
8
Jan 15
Mar 15
Jun 15
Sep 15
Dec 15
Mar 16
Jun 16
Sep 16
Oct 16
Nov 16
Dec 16
Jan 17
Feb 17
Mar 17
Apr 17
May 17
Jun 17
Jul 17
Aug 17
Sep 17
Oct 17
Nov 17
Dec 17
Jan 18
Feb 18
Mar 18
Apr 18
May 18
Jun 18
Jul 18
Aug 18
Sep 18
Oct 18
Nov 18
Dec 18
Jan 19
Date

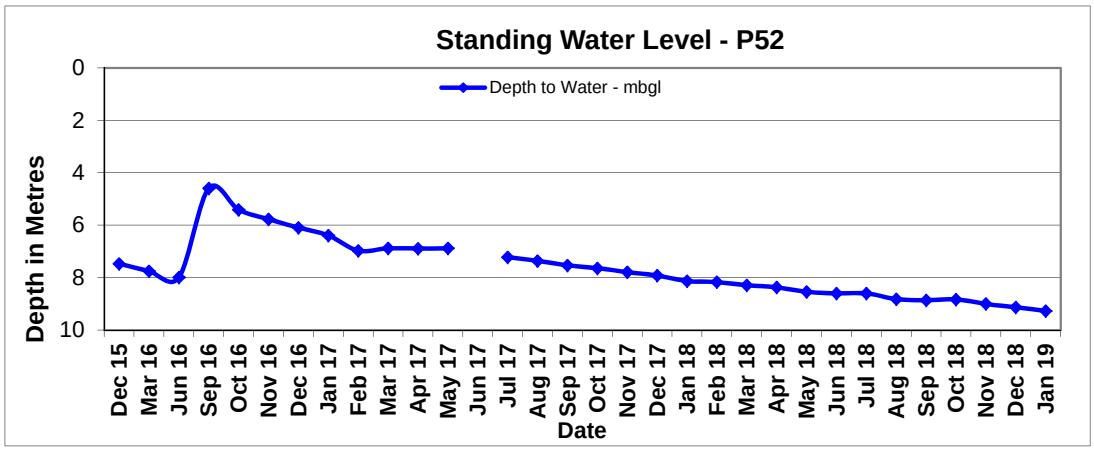
Standing Water Level - P52
Depth to Water - mbgl
Depth in Metres
0
2
4
6
8
10
Dec 15
Mar 16
Jun 16
Sep 16
Oct 16
Nov 16
Dec 16
Jan 17
Feb 17
Mar 17
Apr 17
May 17
Jun 17
Jul 17
Aug 17
Sep 17
Oct 17
Nov 17
Dec 17
Jan 18
Feb 18
Mar 18
Apr 18
May 18
Jun 18
Jul 18
Aug 18
Sep 18
Oct 18
Nov 18
Dec 18
Jan 19
Date

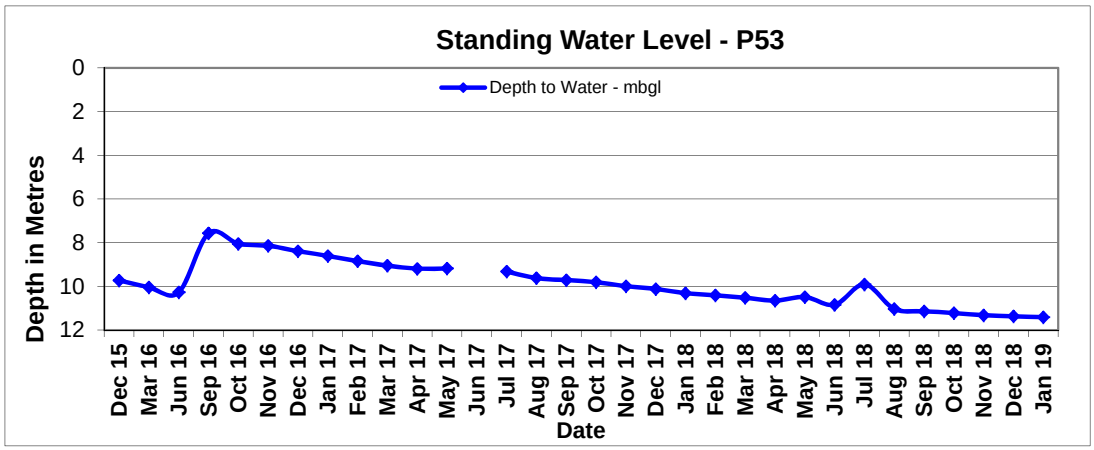
Standing Water Level - P53
Depth to Water - mbgl
Depth in Metres
0
2
4
6
8
10
12
Dec 15
Mar 16
Jun 16
Sep 16
Oct 16
Nov 16
Dec 16
Jan 17
Feb 17
Mar 17
Apr 17
May 17
Jun 17
Jul 17
Aug 17
Sep 17
Oct 17
Nov 17
Dec 17
Jan 18
Feb 18
Mar 18
Apr 18
May 18
Jun 18
Jul 18
Aug 18
Sep 18
Oct 18
Nov 18
Dec 18
Jan 19
Date

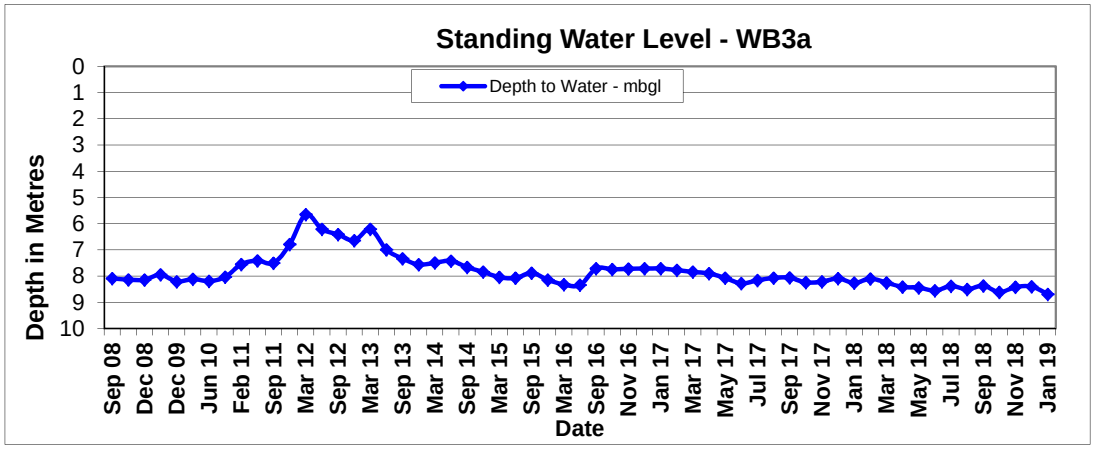
Standing Water Level - WB3a
Depth to Water - mbgl
Depth in Metres
0 1 2 3 4 5 6 7 8 9 10
Sep 08 Dec 08 Dec 09 Jun 10 Feb 11 Sep 11 Mar 12 Sep 12 Mar 13 Sep 13 Mar 14 Sep 14 Mar 15 Sep 15 Mar 16 Sep 16 Nov 16 Jan 17 Mar 17 May 17 Jul 17 Sep 17 Nov 17 Jan 18 Mar 18 May 18 Jul 18 Sep 18 Nov 18 Jan 19
Date

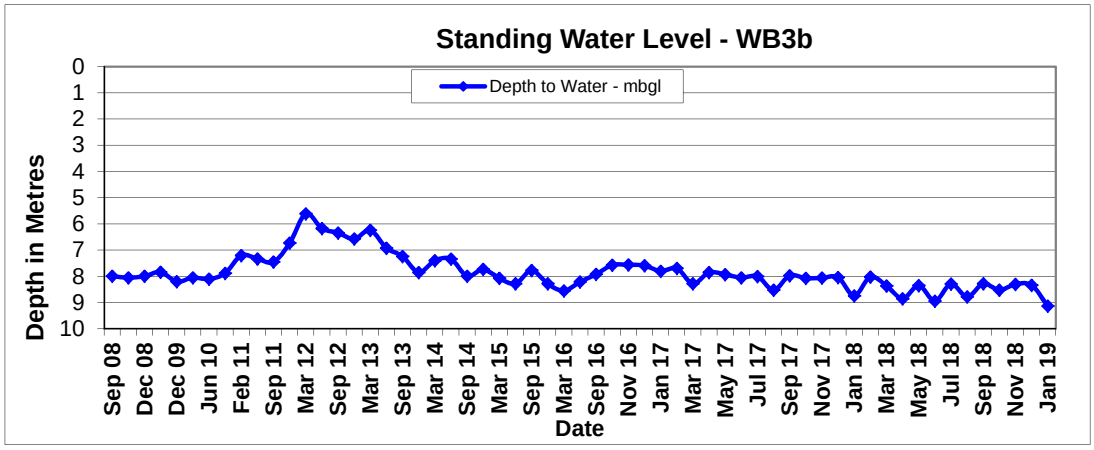
Standing Water Level - WB3b
Depth to Water - mbgl
Depth in Metres
0 1 2 3 4 5 6 7 8 9 10
Sep 08 Dec 08 Dec 09 Jun 10 Feb 11 Sep 11 Mar 12 Sep 12 Mar 13 Sep 13 Mar 14 Sep 14 Mar 15 Sep 15 Mar 16 Sep 16 Nov 16 Jan 17 Mar 17 May 17 Jul 17 Sep 17 Nov 17 Jan 18 Mar 18 May 18 Jul 18 Sep 18 Nov 18 Jan 19
Date

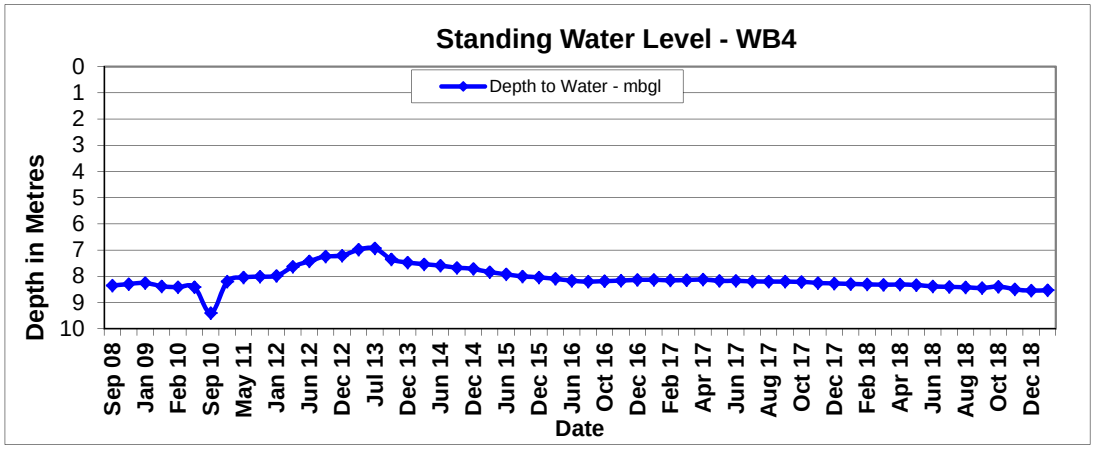
Standing Water Level - WB4
Depth to Water - mbgl
Depth in Metres
0 1 2 3 4 5 6 7 8 9 10
Sep 08 Jan 09 Feb 10 Sep 10 May 11 Jan 12 Jun 12 Dec 12 Jul 13 Dec 13 Jun 14 Dec 14 Jun 15 Dec 15 Jun 16 Oct 16 Dec 16 Feb 17 Apr 17 Jun 17 Aug 17 Oct 17 Dec 17 Feb 18 Apr 18 Jun 18 Aug 18 Oct 18 Dec 18
Date

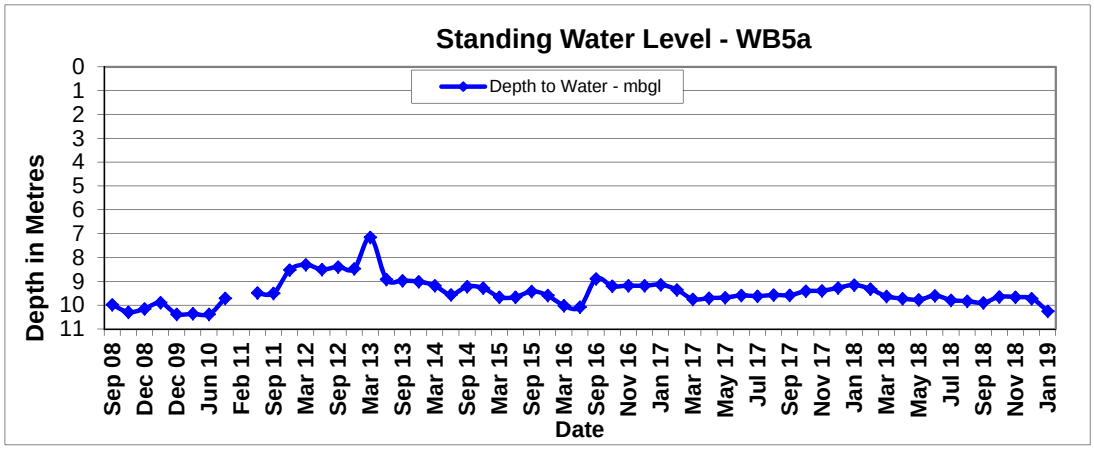
Standing Water Level - WB5a
Depth to Water - mbgl
Depth in Metres
0 1 2 3 4 5 6 7 8 9 10 11
Sep 08 Dec 08 Dec 09 Jun 10 Feb 11 Sep 11 Mar 12 Sep 12 Mar 13 Sep 13 Mar 14 Sep 14 Mar 15 Sep 15 Mar 16 Sep 16 Nov 16 Jan 17 Mar 17 May 17 Jul 17 Sep 17 Nov 17 Jan 18 Mar 18 May 18 Jul 18 Sep 18 Nov 18 Jan 19
Date

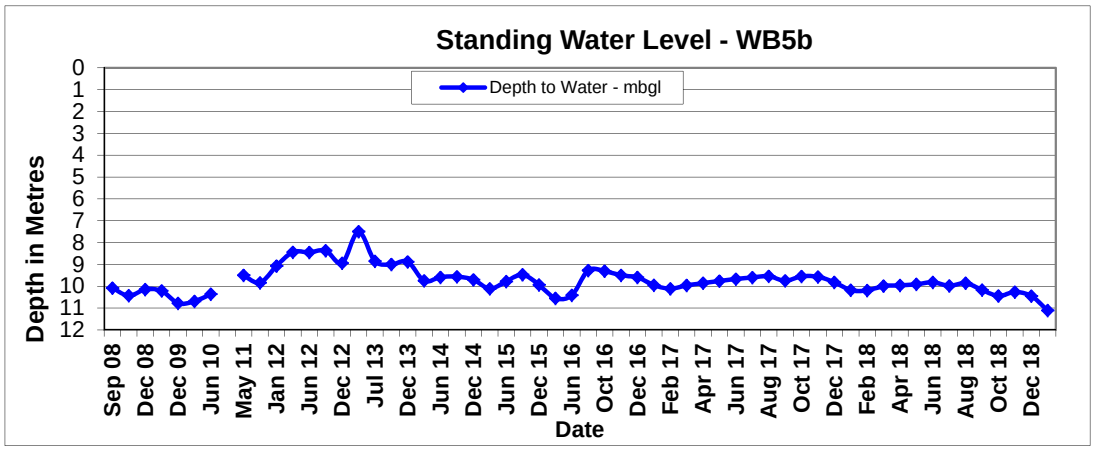
Standing Water Level - WB5b
Depth to Water - mbgl
Depth in Metres
0 1 2 3 4 5 6 7 8 9 10 11 12
Sep 08 Dec 08 Dec 09 Jun 10 May 11 Jan 12 Jun 12 Dec 12 Jul 13 Dec 13 Jun 14 Dec 14 Jun 15 Dec 15 Jun 16 Oct 16 Dec 16 Feb 17 Apr 17 Jun 17 Aug 17 Oct 17 Dec 17 Feb 18 Apr 18 Jun 18 Aug 18 Oct 18 Dec 18
Date

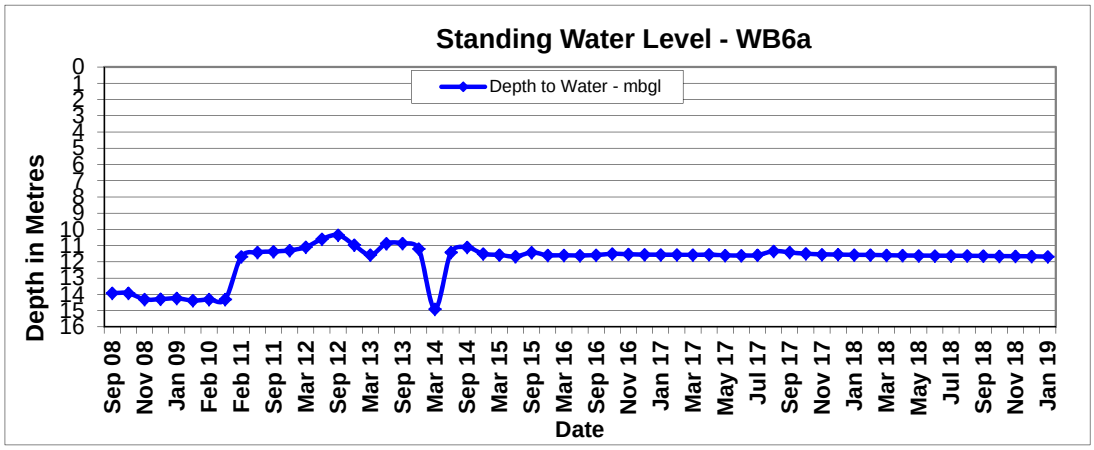
Standing Water Level - WB6a
Depth to Water - mbgl
Depth in Metres
0 1 2 3 4 5 6 7 8 9 10 11 12 13 14 15 16
Sep 08 Nov 08 Jan 09 Feb 10 Feb 11 Sep 11 Mar 12 Sep 12 Mar 13 Sep 13 Mar 14 Sep 14 Mar 15 Sep 15 Mar 16 Sep 16 Nov 16 Jan 17 Mar 17 May 17 Jul 17 Sep 17 Nov 17 Jan 18 Mar 18 May 18 Jul 18 Sep 18 Nov 18 Jan 19
Date

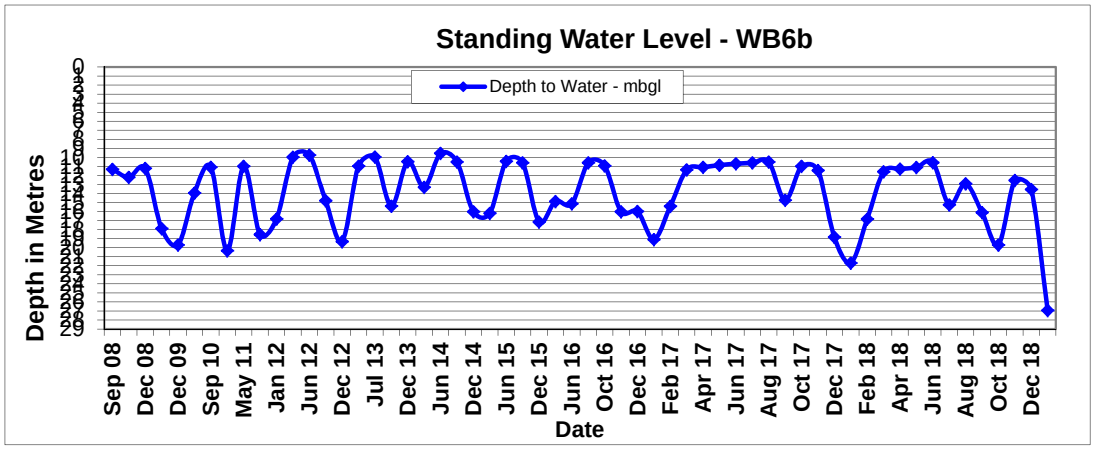
Standing Water Level - WB6b
Depth to Water - mbgl
Depth in Metres
0 29
Sep 08 Dec 08 Dec 09 Sep 10 May 11 Jan 12 Jun 12 Dec 12 Jul 13 Dec 13 Jun 14 Dec 14 Jun 15 Dec 15 Jun 16 Oct 16 Dec 16 Feb 17 Apr 17 Jun 17 Aug 17 Oct 17 Dec 17 Feb 18 Apr 18 Jun 18 Aug 18 Oct 18 Dec 18
Date

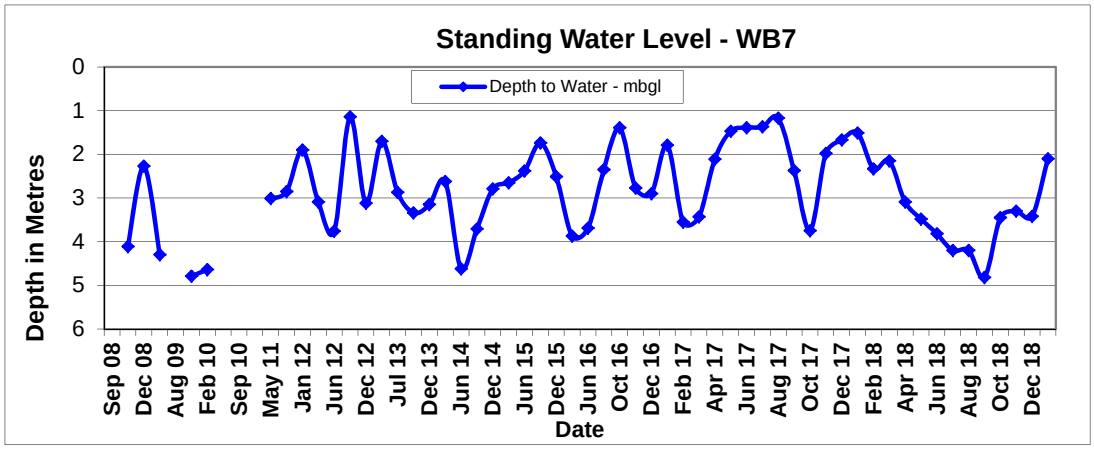
Standing Water Level - WB7
Depth to Water - mbgl
Depth in Metres
0 1 2 3 4 5 6
Sep 08 Dec 08 Aug 09 Feb 10 Sep 10 May 11 Jan 12 Jun 12 Dec 12 Jul 13 Dec 13 Jun 14 Dec 14 Jun 15 Dec 15 Jun 16 Oct 16 Dec 16 Feb 17 Apr 17 Jun 17 Aug 17 Oct 17 Dec 17 Feb 18 Apr 18 Jun 18 Aug 18 Oct 18 Dec 18
Date

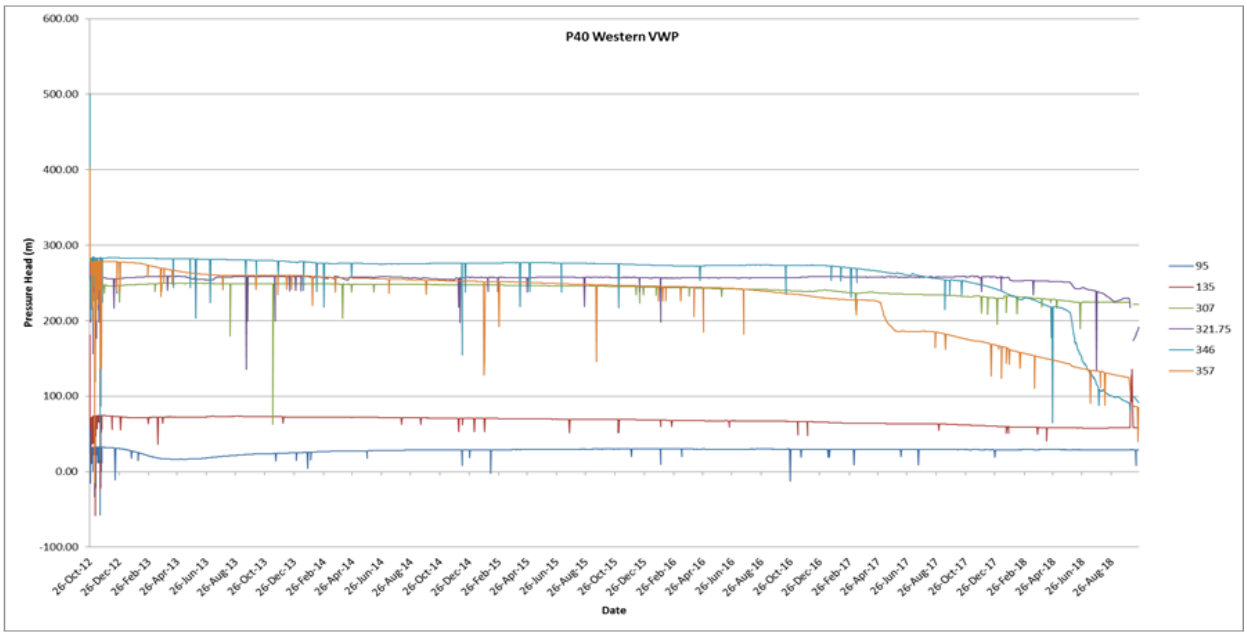
P40 Western VWP
Pressure Head (m)
Date
95
135
307
321.75
346
357

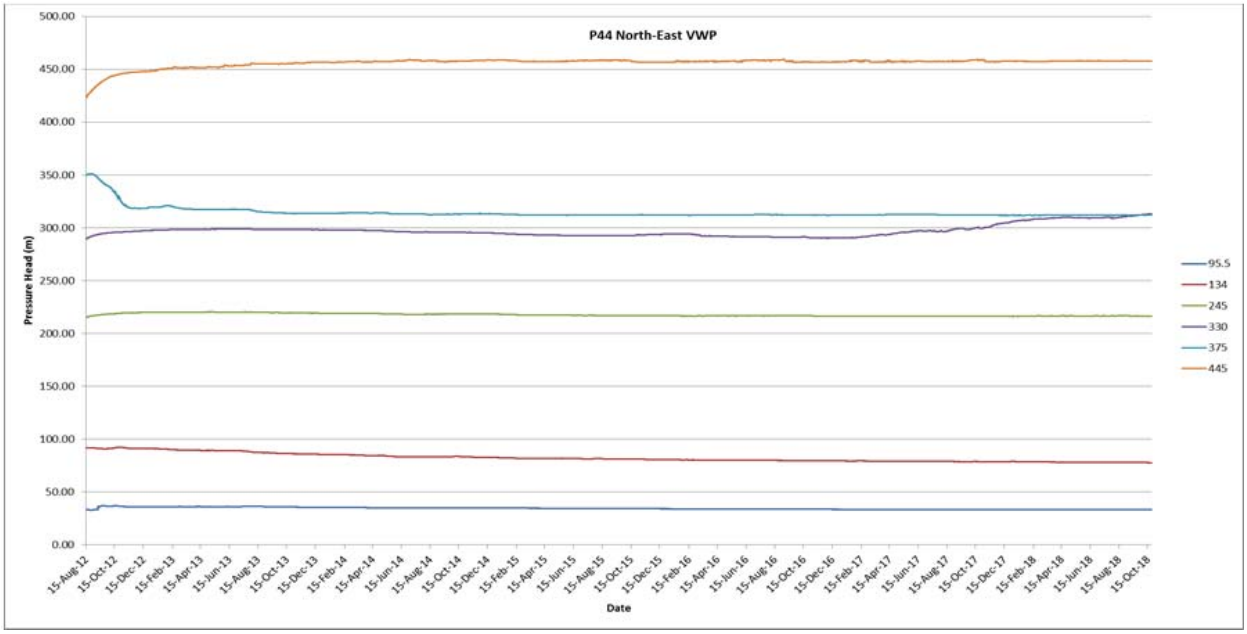
P44 North-East VWP
Pressure Head (m)
Date
95.5
134
245
330
375
445

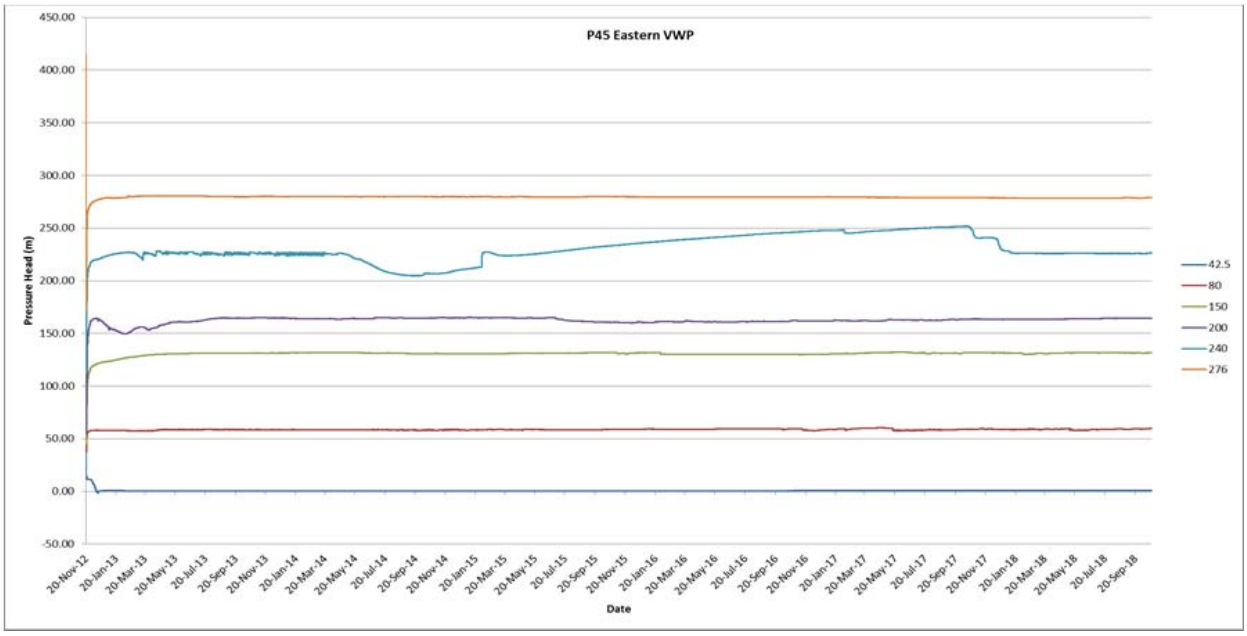
P45 Eastern VWP
Pressure Head (m)
Date
42.5
80
150
200
240
276

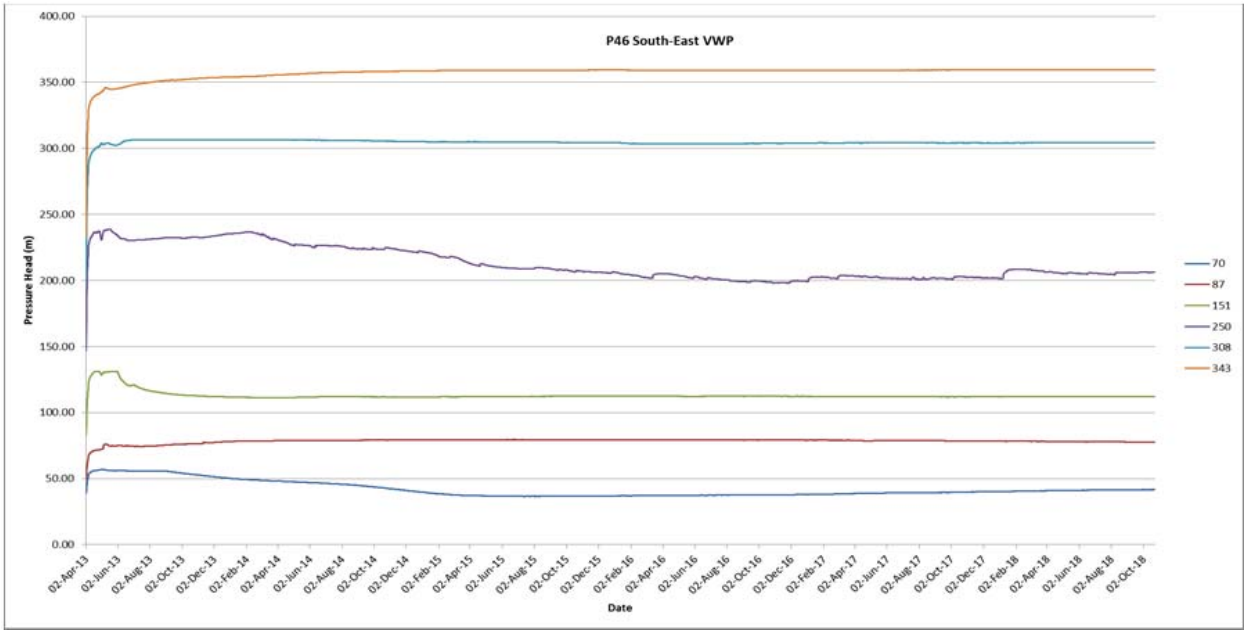
P46 South-East VWP
Pressure Head (m)
Date
70
87
151
250
308
343