



WHITEHAVEN COAL LIMITED

ABN 68 124 425 396

Level 9

1 York Street

Sydney, NSW 2000

PO Box R1113

Royal Exchange

NSW 1225

Ph: 02 8507 9700

Fax: 02 8507 9701

Web: www.whitehaven.net.au

25 August 2009

The Manager, Listings
Australian Securities Exchange
Company Announcements Office
Level 4 Exchange Centre
20 Bridge Street
SYDNEY NSW 2000

Dear Sir

FY2009 - Results Presentation

Please find attached FY2009 Results Presentation which will be delivered by the Managing Director to analysts and the media later this morning.

Yours Faithfully

Timothy Burt
Company Secretary



Whitehaven Coal Limited

Delivering Growth

FY 2009 Results

August 25th 2009





Disclaimer

Statements contained in this material, particularly those regarding the possible or assumed future performance, costs, dividends, returns, production levels or rates, prices, reserves, potential growth of Whitehaven Coal Limited, industry growth or other trend projections and any estimated company earnings are or may be forward looking statements. Such statements relate to future events and expectations and as such involve known and unknown risks and uncertainties. Actual results, actions and developments may differ materially from those expressed or implied by these forward looking statements depending on a variety of factors.





Qualifications and Statement

Information in this presentation that relates to Coal Resources and Reserves is based on and accurately reflects reports prepared by the Competent Person named beside the respective information. All these persons are consultants for Whitehaven Coal Limited. Mr Greg Jones is a principal consultant employed by JB Mining Services. Mr Colin Coxhead is a private consultant. Mr Patrick Hanna is a private consultant. Mr Tom Bradbury is a full time employee of Geos Mining. Mr Graeme Rigg is a full time employee of Minarco-MineConsult Pty Ltd. Mr Paul Westcott is a part time employee of Minarco-MineConsult Pty Ltd.

Named Competent Persons consent to the inclusion of material in the form and context in which it appears. This Coal Resources and Reserves statement was compiled by Mr Mark Dawson, Group Geologist, Whitehaven Coal Limited. All Competent Persons named are Members of the Australian Institute of Mining and Metallurgy and/or The Australian Institute of Geoscientists and have the relevant experience in relation to the mineralisation being reported on by them to qualify as Competent Persons as defined in the Australian Code for Reporting of Exploration Results, Mineral Resources and Ore Reserves (The JORC Code, 2004 Edition).



Contents



- **Highlights**
- Operating and financial results
- Status of growth plans
- Outlook

FY 2009 financial highlights

- ▶ **Reported net profit after tax (NPAT) of \$244.2 million**, including NPAT of \$166.9 million from the sale of 15% of the Narrabri Joint Venture and other Significant Items
- ▶ **Underlying NPAT of \$77.3 million** (excluding Significant Items), compared to \$12.9 million last year
- ▶ **Final fully franked dividend of 6 cents per share** (record date 18 September, payment date 30 September)
- ▶ EBITDA of \$174.5 million (excluding loss on coal purchases), reduced to \$136.3 million after \$38.2 million pre-tax loss on coal purchases
- ▶ Revenue of \$356.3 million (net of purchased coal), up 92% over last year
- ▶ Strong cash generated from operations of \$135.6 million
- ▶ Proceeds received from the sale of Narrabri of \$59.0 million
- ▶ Capital investment of \$166.5 million
- ▶ Net cash flow of +\$50.3 million, with cash on hand of \$131.2 million at 30 June
- ▶ Institutional placement on 30th July raised additional net ~\$177 million, SPP in progress with a maximum further \$53 million in cash to be raised (assuming 100% take-up)
- ▶ Final stages of negotiation with Australian bank consortium to replace existing credit lines

FY 2009 operating highlights



- ▶ Excellent safety and environmental record maintained
- ▶ Coal sales up 48% (equity basis) over last year (up 42% on 100% basis)
- ▶ Saleable coal production up 36% (equity basis) over last year (up 32% on 100% basis)
- ▶ Rocglen open cut mine commissioned successfully
- ▶ Sunnyside open cut mine commissioned successfully
- ▶ Owner operation introduced at Werris Creek mine in December 2008, resulting in an increase in saleable production rate from 0.9 Mtpa in Q2 to 1.4 Mtpa in Q4
- ▶ Canyon mine closed and final rehabilitation underway

FY 2009 business development highlights

- ▶ JORC Marketable Coal Reserves more than doubled during the year to 278.6 Mt
- ▶ JORC Coal Resources increased during the year to 761.8 Mt
- ▶ Open cut expansion implemented successfully (Rocglen & Sunnyside)
- ▶ Opencut mines and coal reserves in place to support more than 5 Mtpa saleable production for 20 years
- ▶ Narrabri Stage 1 construction progressing according to plan; on track to reach coal in late 2009
- ▶ Concluded the sales of 7.5% interests in Narrabri JV to each of J-Power and EdF
- ▶ Subsequent to year end, agreed to sell a further 7.5% Narrabri interest to Daewoo/KORES
- ▶ Entered into the Blackjack Joint Venture to supply coal and produce retort coke
- ▶ Rail track upgrade commissioned through to Narrabri, more paths and longer trains
- ▶ Development of the NCIG port facility progressed on schedule; first coal scheduled to be shipped end March 2010
- ▶ Tri-partite agreement reached (Implementation Memorandum) between Newcastle Ports Corporation (NSW Government), PWCS and NCIG to provide long term access arrangements to Newcastle export capacity

Contents



- Highlights
- **Operating and financial results**
- Status of growth plans
- Outlook

Coal sales



Equity basis

| (Mt) | FY 2009 | FY 2008 | Change |
|-------------------------|--------------|--------------|-------------|
| Gunnedah Operations | 2,460 | 1,469 | +67% |
| Werris Creek | 1,102 | 944 | +17% |
| Whitehaven Total | 3,562 | 2,413 | +48% |

100% basis

| (Mt) | FY 2009 | FY 2008 | Change |
|-------------------------|--------------|--------------|-------------|
| Gunnedah Operations | 2,939 | 1,583 | +86% |
| Werris Creek | 1,102 | 1,255 | -12% |
| Whitehaven Total | 4,041 | 2,837 | +42% |

Saleable coal production



Equity basis

| (Mt) | FY 2009 | FY 2008 | Change |
|-------------------------|--------------|--------------|-------------|
| Gunnedah Operations | 1,690 | 1,266 | +33% |
| Werris Creek | 1,107 | 784 | +41% |
| Whitehaven Total | 2,797 | 2,050 | +36% |

100% basis

| (Mt) | FY 2009 | FY 2008 | Change |
|-------------------------|--------------|--------------|-------------|
| Gunnedah Operations | 2,174 | 1,613 | +19% |
| Werris Creek | 1,107 | 1,111 | - |
| Whitehaven Total | 3,281 | 2,724 | +20% |

Profitability



| A\$ millions | FY 2009 | FY 2008 |
|--|---------------|--------------|
| Coal sales – 000t (equity basis) | 3,562 | 2,413 |
| Reported revenue | 489.4 | 252.0 |
| Sales tonnes – 000t (equity basis, excluding purchased coal) | 2,753 | 2,007 |
| Revenue – (excluding purchased coal and net of NSW royalty) | 356.3 | 185.8 |
| <i>Average coal price – A\$/t (excluding purchased coal and net of NSW royalty)</i> | <i>129.42</i> | <i>92.59</i> |
| Operating costs – (excluding purchased coal and NSW royalty) | (181.8) | (125.7) |
| <i>Average cost of coal sold – A\$/t (excluding purchased coal and net of NSW royalty)</i> | <i>66.03</i> | <i>62.61</i> |
| EBITDA (excluding purchased coal) | 174.5 | 60.2 |
| Pre-tax loss from coal purchases | (38.2) | (11.1) |
| EBITDA | 136.3 | 49.1 |
| NPAT (excluding Significant Items) | 77.3 | 12.9 |
| Net profit after tax on sale of Narrabri JV interests | 181.9 | 38.9 |
| Other Significant Items after tax | (15.0) | - |
| Reported NPAT | 244.2 | 51.9 |
| Earnings per share (cents per share -diluted) | 60.3 | 14.4 |
| Final dividend (cents per share - fully franked) | 6.0 | 1.7 |

Cash flow



| A\$ millions | FY 2009 | FY 2008 |
|---|---------------|---------------|
| Cash generated from operations | 135.6 | 17.9 |
| Interest and tax payments | (13.0) | (5.9) |
| Net cash provided by/(used) in operating activities | 122.7 | 12.0 |
| Proceeds from sale of assets | 59.0 | 67.5 |
| Capital investment (excluding leasing) | (130.7) | (76.8) |
| Other investing activities | 11.6 | (19.5) |
| Net cash provided by/(used) in investing activities | (60.1) | (28.8) |
| Proceeds from issue of share capital | 15.3 | 145.8 |
| Proceeds/(repayment of borrowings) | (10.7) | (69.3) |
| Dividends paid | (16.8) | - |
| Net cash provided by/(used) in financing activities | (12.3) | 76.5 |
| Net increase/(decrease) in cash and cash equivalents | 50.3 | 59.7 |
| Cash and cash equivalents at 1 July 2008 | 80.9 | 21.2 |
| Cash and cash equivalents at 30 June 2009 | 131.2 | 80.9 |

30 June financial position



| A\$ millions | FY 2009 | FY 2008 |
|---|----------------|--------------|
| Cash | 131.2 | 80.9 |
| Current receivables | 173.6 | 49.0 |
| Other current assets | 50.8 | 38.1 |
| Current assets | 355.5 | 167.9 |
| Non-current receivables | 98.3 | 27.2 |
| Other non-current assets | 553.2 | 428.2 |
| Total assets | 1,007.0 | 623.4 |
| Current payables | 64.8 | 37.9 |
| Current tax payable | 106.9 | 10.1 |
| Current interest bearing loans and borrowings | 33.4 | 23.0 |
| Other current liabilities | 9.0 | 2.9 |
| Current liabilities | 214.1 | 73.8 |
| Non-current payables | - | 10.4 |
| Non-current interest bearing loans and borrowings | 44.8 | 32.3 |
| Other non-current liabilities | 49.6 | 17.3 |
| Total liabilities | 284.2 | 133.8 |
| Net Assets | 722.8 | 489.5 |

Capex and FX summary



| <u>Capital Investment - \$ million</u> | FY 2009 |
|---|----------------|
| Rocglen Development | 24.5 |
| Sunnyside Development | 16.8 |
| Gunnedah CHPP Maintenance | 1.8 |
| Tarrawonga Maintenance | 1.3 |
| Total Gunnedah Operations | 44.4 |
| Werris Creek Development (Mining Equipment for Own/Operate) | 26.1 |
| Narrabri Stage 1 Development | 91.7 |
| Other (Land/Bonshaw etc.) | 4.3 |
| Total Whitehaven | 166.5 |

| <u>FX Contract Status</u> | 30 June 2009 |
|--|---------------------|
| Total FX contract value – US\$ million | 481.6 |
| Average US\$:A\$ FX contract rate over all contracts | 0.75 |
| Percentage of total fixed US\$ income covered | 77% |
| Percentage of FY 2010 US\$ revenue covered | 96% |
| Average US\$:A\$ FX contract rate for FY 2010 | 0.74 |

Contents



- Highlights
- Operating and financial results
- **Status of growth plans**
- Outlook

Achievements in FY 2009



- ▶ Increased managed saleable coal production by 32%, to 3.3 Mt
- ▶ Developed opencut mines to provide up to 5.5 Mtpa of saleable coal production capacity (100% basis) from 4 opencut mines
- ▶ Increased opencut coal reserves, to support opencut saleable coal production of 5 Mtpa for more than 20 years
- ▶ Progressed Narrabri Stage 1 underground mine construction as planned
- ▶ Completed Narrabri Stage 2 development application, to be lodged in August
- ▶ Completed detailed planning for Narrabri Stage 2 with longwall to be ordered in October for delivery and installation in early 2011
- ▶ Concluded sales of 7.5% interests in Narrabri JV to J-Power and EdF
- ▶ Subsequent to year end, agreed to sell a further 7.5% Narrabri interest to Daewoo/KORES

Coal Resources and Reserves



COAL RESOURCES - AUGUST 2009 (100% Basis)

| Mining District | | Measured Resource | Indicated Resource | Inferred Resource | Total Resources |
|-----------------------------|-------------|-------------------|--------------------|-------------------|-----------------|
| GUNNEDAH OPERATIONS | Opencut | 42.2 | 93.1 | 37.0 | 172.3 |
| GUNNEDAH OPERATIONS | Underground | 8.4 | 40.3 | 62.1 | 110.8 |
| WERRIS CREEK | Opencut | 30.0 | 4.8 | 2.7 | 37.5 |
| NARRABRI | Underground | 119.3 | 184.0 | 135.0 | 438.3 |
| ASHFORD | Opencut | - | 2.6 | 0.3 | 2.9 |
| TOTAL COAL RESOURCES | | 199.9 | 324.8 | 237.1 | 761.8 |

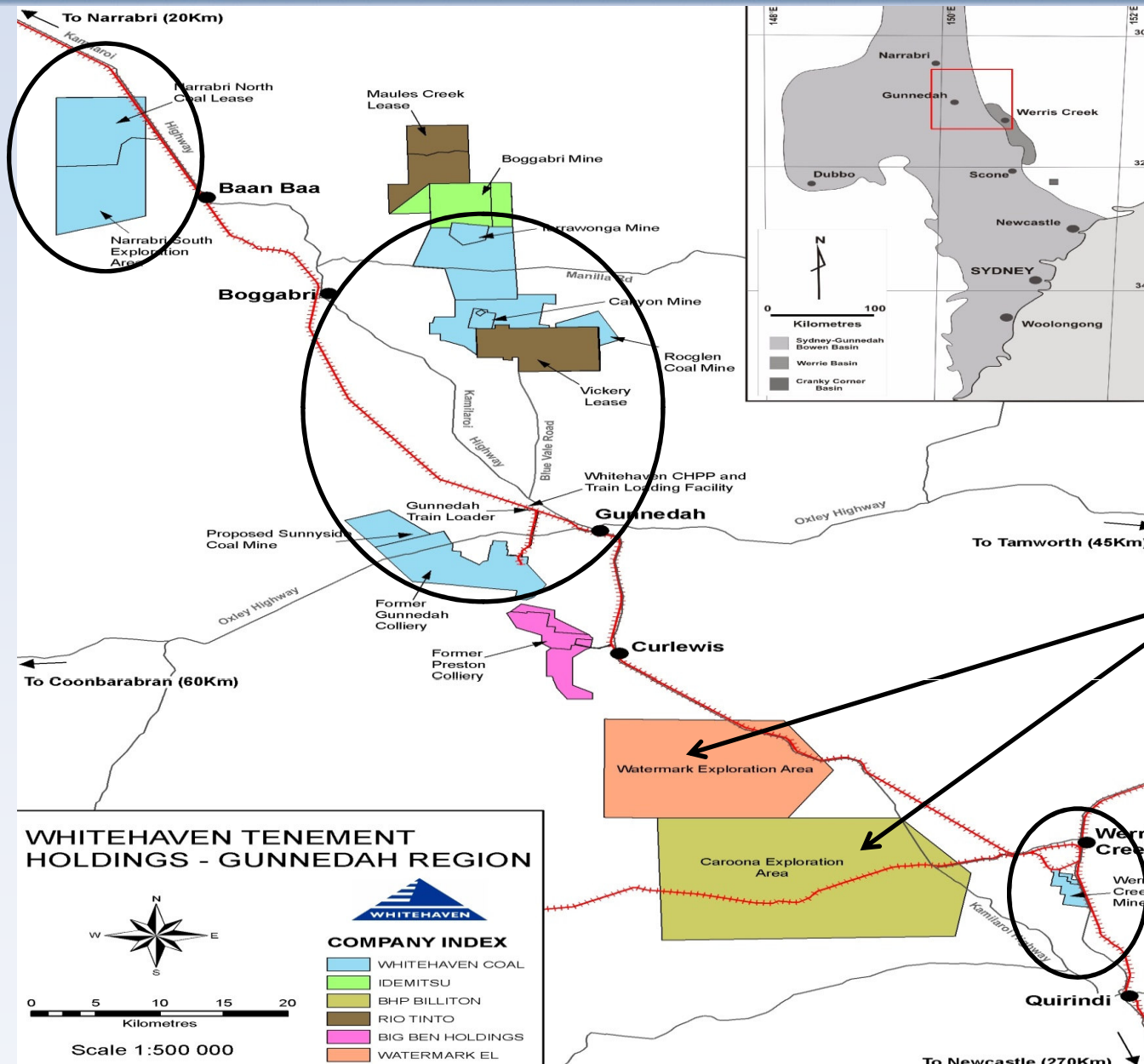
COAL RESERVES - AUGUST 2009 (100% Basis)

| Mining District | | Recoverable Reserves | | | Marketable Reserves | | |
|----------------------------|-------------|----------------------|--------------|--------------|---------------------|--------------|--------------|
| | | Proved | Probable | Total | Proved | Probable | Total |
| GUNNEDAH OPERATIONS | Opencut | 23.6 | 55.5 | 79.1 | 21.9 | 52.8 | 74.7 |
| WERRIS CREEK | Opencut | 27.6 | 4.4 | 32.0 | 27.6 | 4.4 | 32.0 |
| TOTAL OPENCUT | | 51.2 | 59.9 | 111.1 | 49.5 | 57.2 | 106.7 |
| NARRABRI | Underground | 70.5 | 131.4 | 201.9 | 64.1 | 107.8 | 171.9 |
| TOTAL COAL RESERVES | | 121.7 | 191.3 | 313.0 | 113.6 | 165.0 | 278.6 |

Information in this report that relates to Coal Resources and Reserves is based on and accurately reflects reports prepared by the Competent Person named beside the respective information. All these persons are consultants for Whitehaven Coal Limited. Mr Greg Jones is a principal consultant employed by JB Mining Services. Mr Colin Coxhead is a private consultant. Mr Patrick Hanna is a private consultant. Mr Tom Bradbury is a full time employee of Geos Mining. Mr Graeme Rigg is a full time employee of Minarco-MineConsult Pty Ltd. Mr Paul Westcott is a part time employee of Minarco-MineConsult Pty Ltd.

Named Competent Persons consent to the inclusion of material in the form and context in which it appears. This Coal Resources and Reserves statement was compiled by Mr Mark Dawson, Group Geologist, Whitehaven Coal Limited. All Competent Persons named are Members of the Australian Institute of Mining and Metallurgy and/or The Australian Institute of Geoscientists and have the relevant experience in relation to the mineralisation being reported on by them to qualify as Competent Persons as defined in the Australian Code for Reporting of Exploration Results, Mineral Resources and Ore Reserves (The JORC Code, 2004 Edition).

Whitehaven is the leading coal producer and developer in the Gunnedah Basin



- ▶ Whitehaven recognised the value of Gunnedah Basin coal early and has been building its large resource base for 10 years
- ▶ Narrabri was one of the last large Exploration Licences (EL) issued under the old NSW system, i.e. without competitive tender
- ▶ Subsequent EL tenders have highlighted the value now being placed on Gunnedah Basin coal resources, with BHPB being the successful bidder for the Caroonia EL and Shenhua the successful bidder for the Watermark EL

Whitehaven has a solid, low-risk, existing OC business with up to 5.5 Mtpa saleable capacity



► Gunnedah Operations – 3 OC Mines

► Tarrawonga Mine (WHC 70%)

- Reserves to support 15 – 20 year LOM
- Permitted to 2.0 Mtpa ROM
- PCI & high quality thermal coals
- Saleable coal yield >90%

► Rocglen Mine (WHC 100%)

- Reserves to support 8 – 10 year LOM
- Permitted to 1.5 Mtpa ROM
- PCI and thermal coals
- Saleable yield ~85%

► Sunnyside Mine (WHC 100%)

- Reserves to support +20 year LOM
- Permitted to 1.0 Mtpa ROM
- Thermal coals



Gunnedah operations – CHPP and rail loader



► Gunnedah Operations CHPP (WHC 100%)

- Permitted to handle and rail 4.0 Mtpa
- Handles all coal from Tarrawonga, Rocglen and Sunnyside
- Approximately 50% of ROM coal washed
- Washed coal yield >80%
- Total saleable coal yield >90%



Werris Creek open cut mine

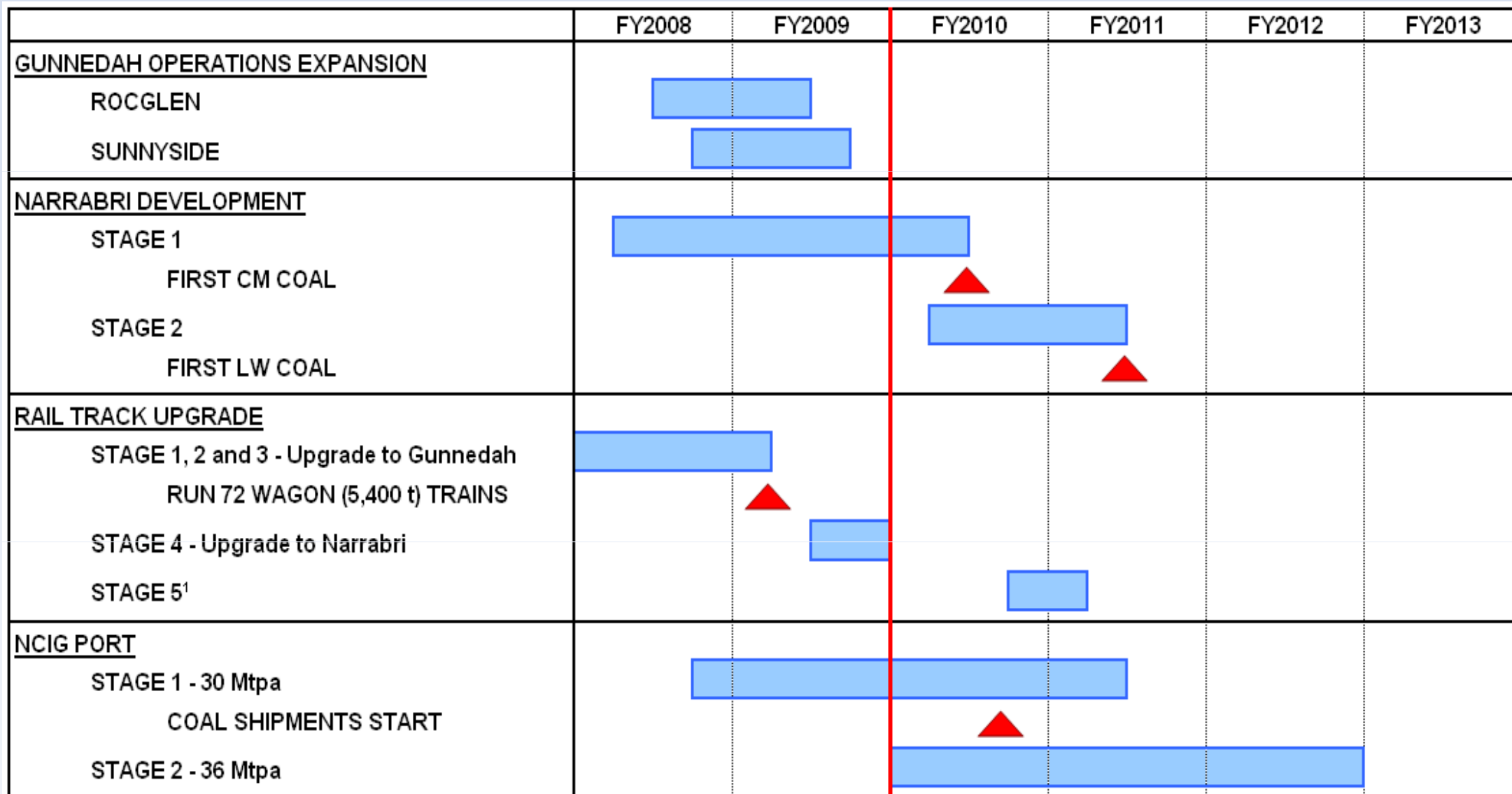


► Werris Creek OC Mine (WHC 100%)

- Reserves to support 15 – 20 year LOM
- Permitted to 2.0 Mtpa
- PCI and thermal coals
- Saleable yield 100%
- Own crushing and rail load-out



WHC growth profile is being coordinated with infrastructure development



1. Timing for stage 5 of the rail track upgrade is uncertain – it is expected that it will be completed in line with production requirements

Whitehaven has substantial, near-term growth with Narrabri UG - Stage 1 construction on track



► Narrabri Project (WHC 70%)

- Low ash, high energy, low sulphur thermal coal for the export market
- Surface facilities are nearly finished with drift drivage well advanced
- Continuous miner operations expected to begin in late 2009
- Longwall (Stage 2) to be installed in early 2011
- Production of up to 6.0 Mtpa (100% basis) from 300m wide x 4.2m high LW
- High productivity is expected due to the thickness and continuity of the coal seam
- Saleable coal yield > 90%



Rail infrastructure to meet Whitehaven growth



- ▶ Whitehaven (60%) and Idemitsu (40%) have sponsored ARTC and RIC investment to increase rail track capacity
- ▶ Current track capacity is 6-7 train paths per day to Narrabri
- ▶ 5,400 tonne trains give capacity of 11-12 Mtpa between Whitehaven and Idemitsu.....sufficient to meet short and medium term growth plans
- ▶ ARTC plans to further increase capacity to ~16 Mtpa to meet Whitehaven and Idemitsu requirements
- ▶ Increasing rail capacity beyond 16 Mtpa will require additional investment:
 - Rail capacity can be increased to 25 Mtpa by a new alignment either across or through (i.e. tunnel) the Liverpool Range
 - Such development capex will be shared by other major producers in the area e.g. Caroon (BHP), Watermark (Shenhua), Maules Creek (Rio Tinto)

Note 1: Capacity based on current payloads of 3,300 tonnes per train

Port infrastructure to meet Whitehaven growth



► Existing PWCS Terminal

- Ongoing capacity constraints at PWCS
- PWCS has expansion plans to 145 Mtpa

► Newcastle Coal Infrastructure Group (“NCIG”)

- Whitehaven owns 11% of NCIG....Stage 1 due to be commissioned in Q1 2010, in line with first Narrabri production
- Stage 1 capacity of 30 Mtpa due to be available to NCIG members pro-rata to shareholding
- Stage 2 capacity of a further 36 Mtpa expected to become available in 2012, of which 12 Mtpa to be made available to non-NCIG shippers

► Producer Agreement for port access

- Implementation Memorandum between Newcastle Ports Corporation (NPC), PWCS and NCIG agreed and submitted to the ACCC in early April 2009
- This provides Whitehaven with 3.6 Mtpa from PWCS, 3.3 Mtpa from NCIG Stage 1 and 2.6 Mtpa from NCIG Stage 2.....a total of 9.5 Mtpa
- Whitehaven will have access to additional port capacity from PWCS/T4, following commitment by NCIG to Stage 2

NCIG status – August 2009



NCIG status – August 2009



NCIG status – August 2009



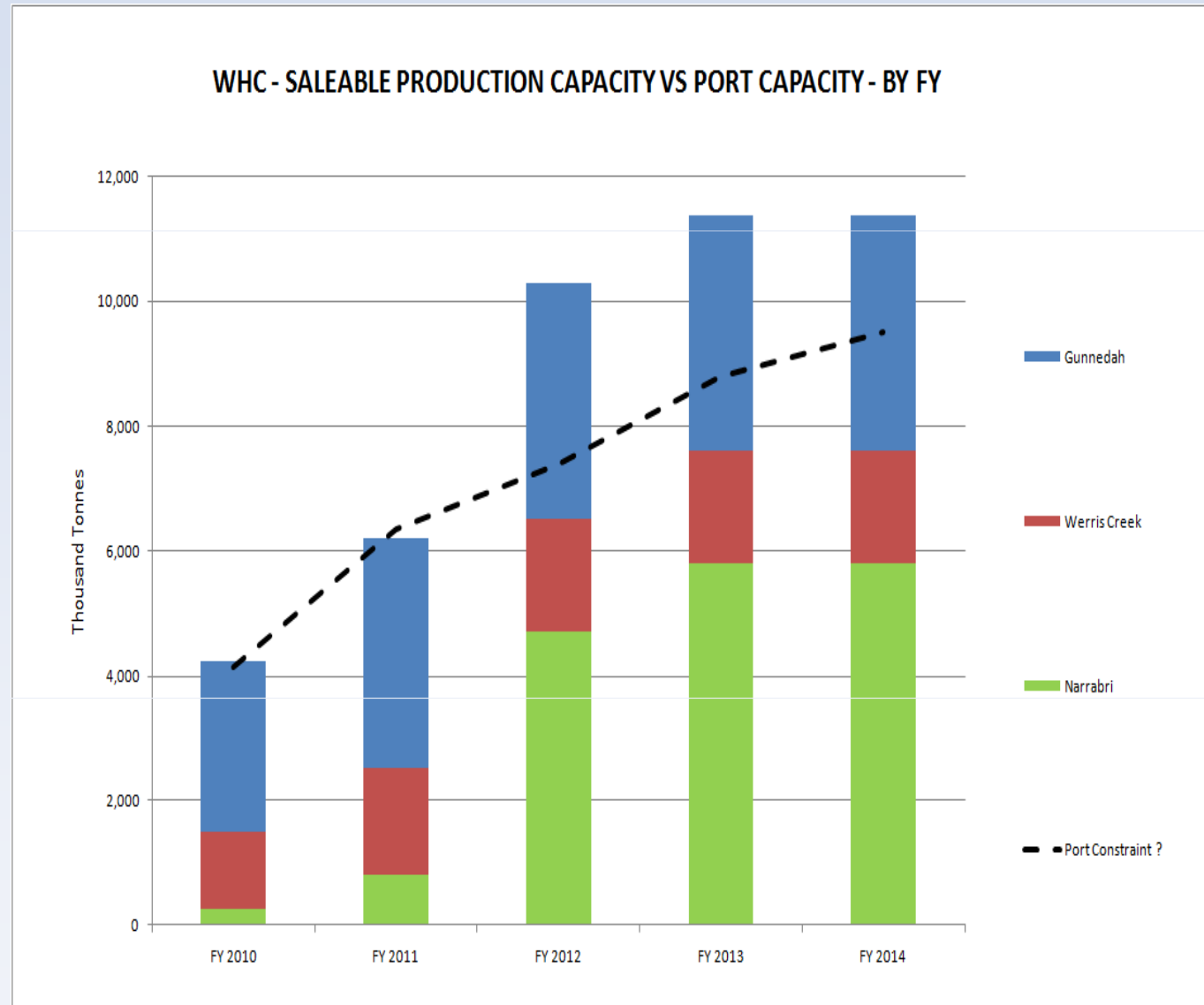
NCIG status – August 2009



Existing low-risk open cut production base with substantial organic growth from Narrabri project



- ▶ Four open cut mines producing 4 Mtpa, capacity up to ~5.5 Mtpa
- ▶ WHC has invested in rail track capacity upgrades to support growth plans
- ▶ Narrabri Stage 1 under construction
- ▶ Growth will be significant, but may be constrained in the medium term by port capacity
- ▶ 11% ownership of NCIG an important asset
- ▶ Total production capacity for Whitehaven could be up to ~11.5 Mtpa by FY2013 (up to ~5.5 Mtpa from existing mines and up to ~6 Mtpa from Narrabri)



1. 100% basis. These estimates relate to planned future events and expectations and as such involve known and unknown risks and uncertainties. Please refer to Disclaimer

Contents




- Highlights
- Operating and financial results
- Status of growth plans
- **Outlook**

The big picture: why invest in Australian coal?



A Transmission Line for Much of the World

2.5 Billion People Burn Wood/Dung for Primary Energy



3.6 billion people in the world have no access, or inadequate access, to electricity

“2.5 million women and children die prematurely from breathing fumes from biomass stoves.”

– World Health Organization, 2007

Source: World Coal Institute; World Health Organization.

12

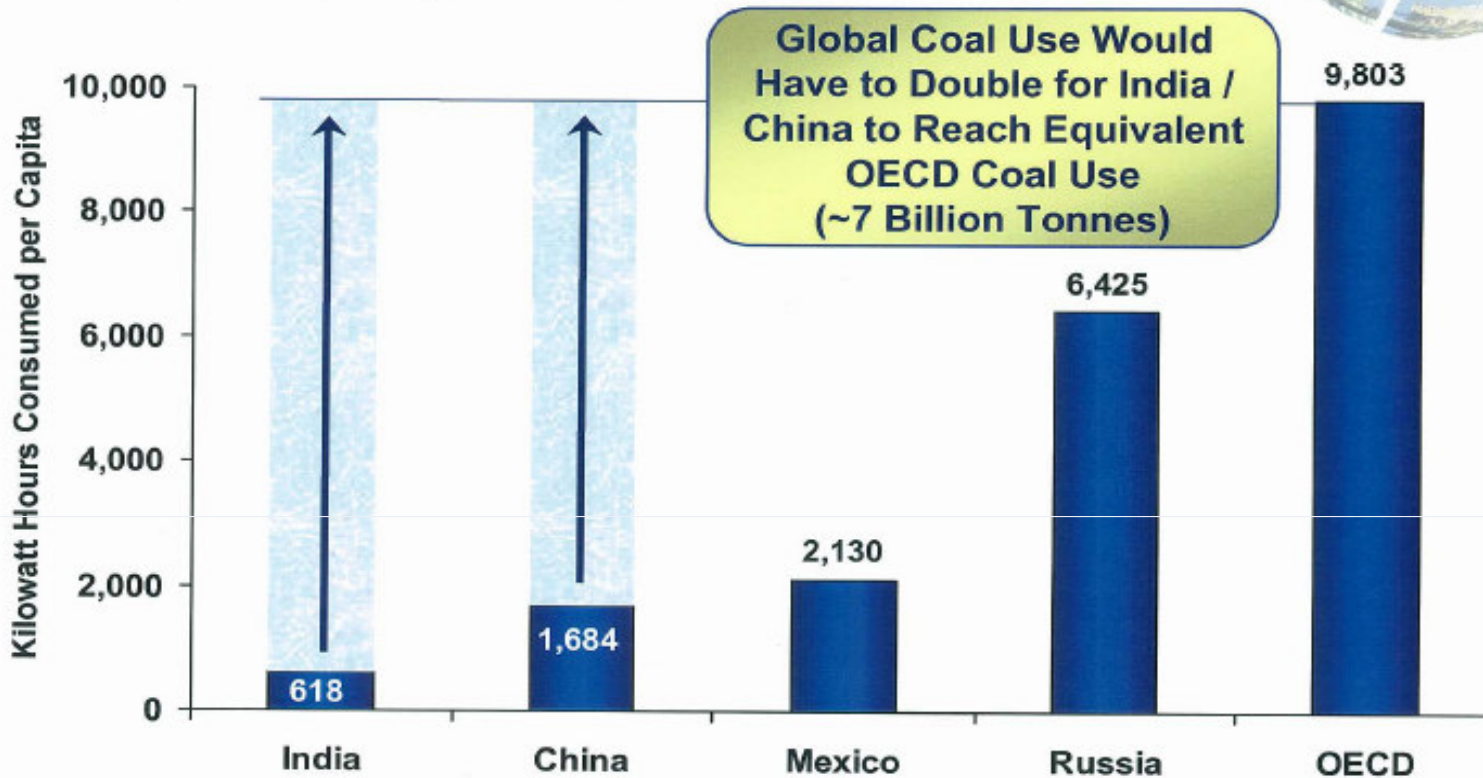

Source: Presentation by Peabody Energy to McCloskey USA, June 2009

Electricity demand increasing rapidly



The Long-Term Growth of Electricity and Coal is Only Beginning

Electricity Use (kWh) Per Person



Source: 2007-2008 Human Development Report, United Nations.

13

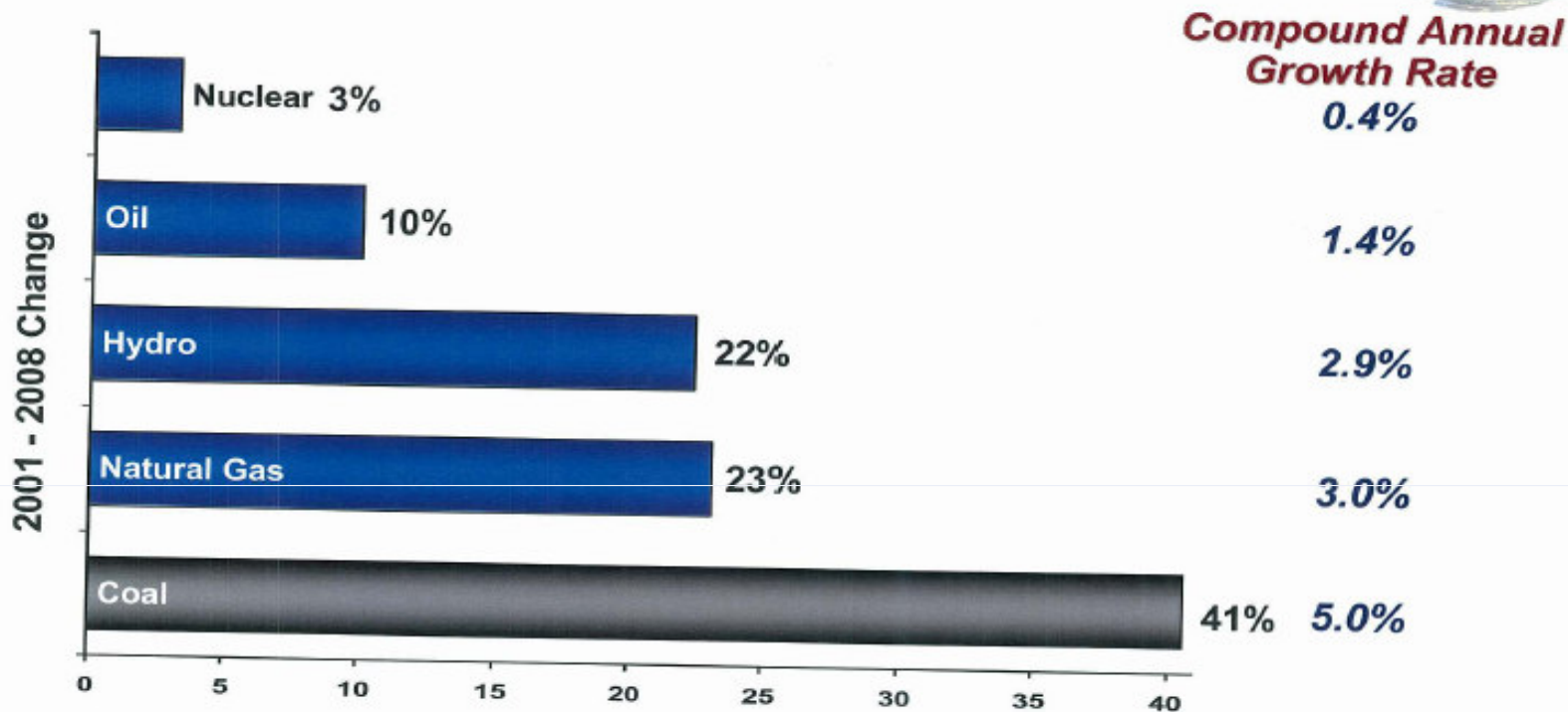

Source: Presentation by Peabody Energy to McCloskey USA, June 2009

What are the fuel options for large-scale increases in electricity production?



Coal Continues to be the World's Fastest Growing Fuel

Seven-Year Change in Global Energy Consumption



Source: BP Statistical Review of World Energy, June 2009.

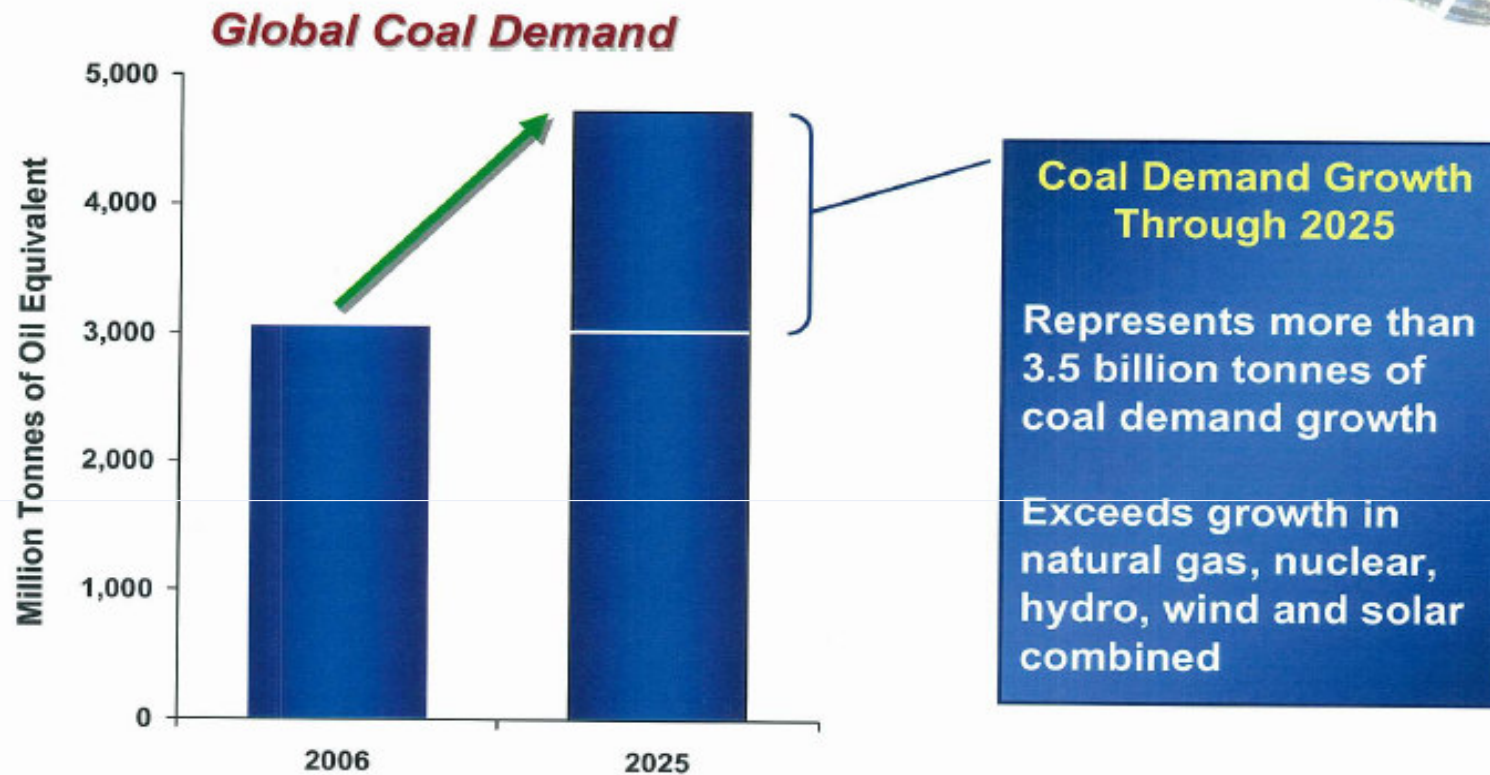

10

Source: Presentation by Peabody Energy to McCloskey USA, June 2009

What do the experts say about the future?



International Energy Agency Projects 55% Growth in Global Coal Use by 2025



Source: International Energy Agency, World Energy Outlook 2008.


Source: Presentation by Peabody Energy to McCloskey USA, June 2009

11

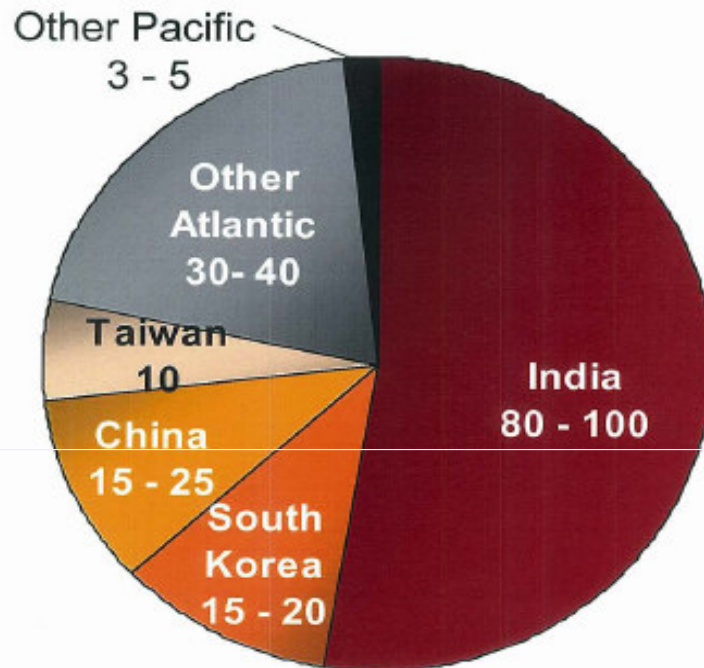
Rapid growth in coal use and imports is expected to be focussed in Asia



Global Seaborne Demand: Expected to Grow ~150 MTPA by 2013



Coal Import Growth 2008 - 2013 (Million Tonnes)



- 200 GW of new coal generation under construction
 - 700 MTPA of coal demand
- India to dominate growth in global coal imports
- Pacific demand growth >75% of total demand increases
- China imports to continue to grow over time

Sources: Barlow Jonker; Peabody Analysis.


Source: Presentation by Peabody Energy to McCloskey USA, June 2009

7

Rapid growth in coal use and imports is expected to be focussed in Asia



China Continues to Reduce Exports While India Increases Imports



China and India Represent Nearly Half of Global Coal Demand



- China: already 22 MT net importer in 2009
- Massive small mine closure under way
- Major questions re: met supply
- Using others' resources first

- India is the world's fastest-growing coal importer
- Domestic production to be significantly short of demand
- Reports that nation may be 100 to 200 MTPA short within five years

Source: International Energy Agency, World Energy Outlook 2008; industry reports.

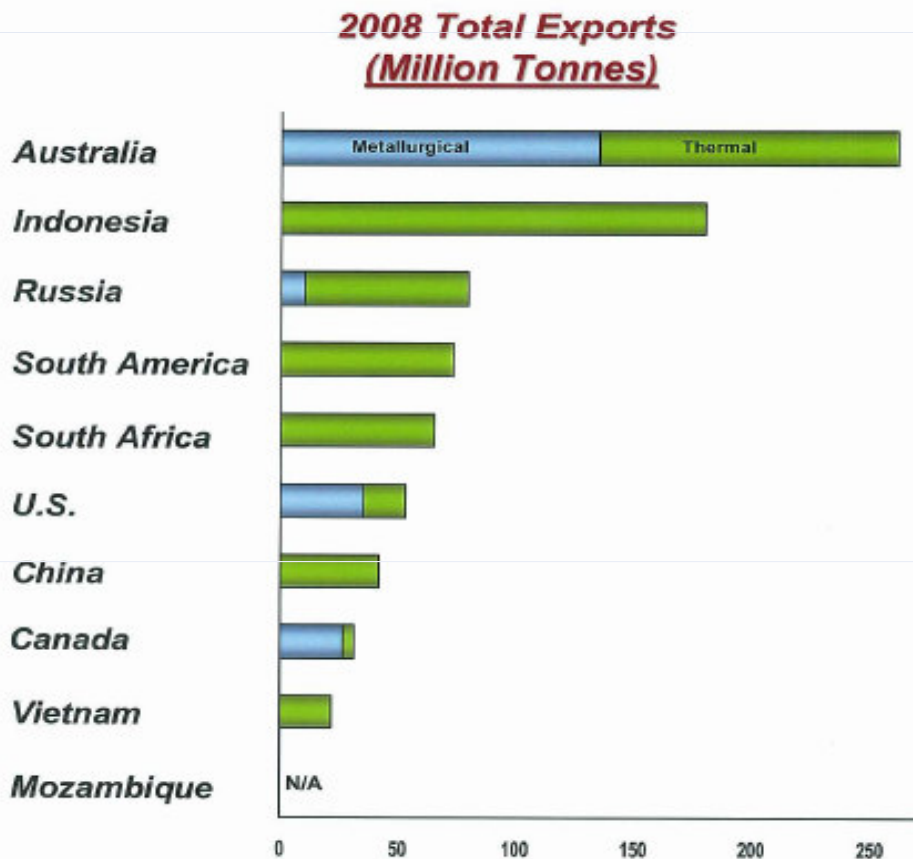

8

Source: Presentation by Peabody Energy to McCloskey USA, June 2009

Australia a relatively small coal consumer, but #1 exporter; has resources & advantages to stay #1



Global Seaborne Supply: Australia and Asia Lead the World



5-Year Expectation

- Australia to fuel 80% of global seaborne supply growth
 - >100 MTPA
- Indonesia and Russia to remain stable / low-growth
- China exports to continue to decline

Sources: Barlow Jonker; Peabody Analysis.

9

Source: Presentation by Peabody Energy to McCloskey USA, June 2009

Short and medium term outlook



Demand – Cyclical slowdown, but structural uptrend

- Demand for thermal coal remains strong and demand for metallurgical coal recovering
- China currently importing much larger tonnages of Australian thermal coal, India following

Supply – Constrained by infrastructure, general trend to higher production costs, slower and more difficult mine development, “red tape and green tape”

- Port and rail inadequacies continue to constrain exports from Australia and elsewhere
- Major Asian power utilities and steel mills look to Australia as a reliable, long-term supplier of high quality coals

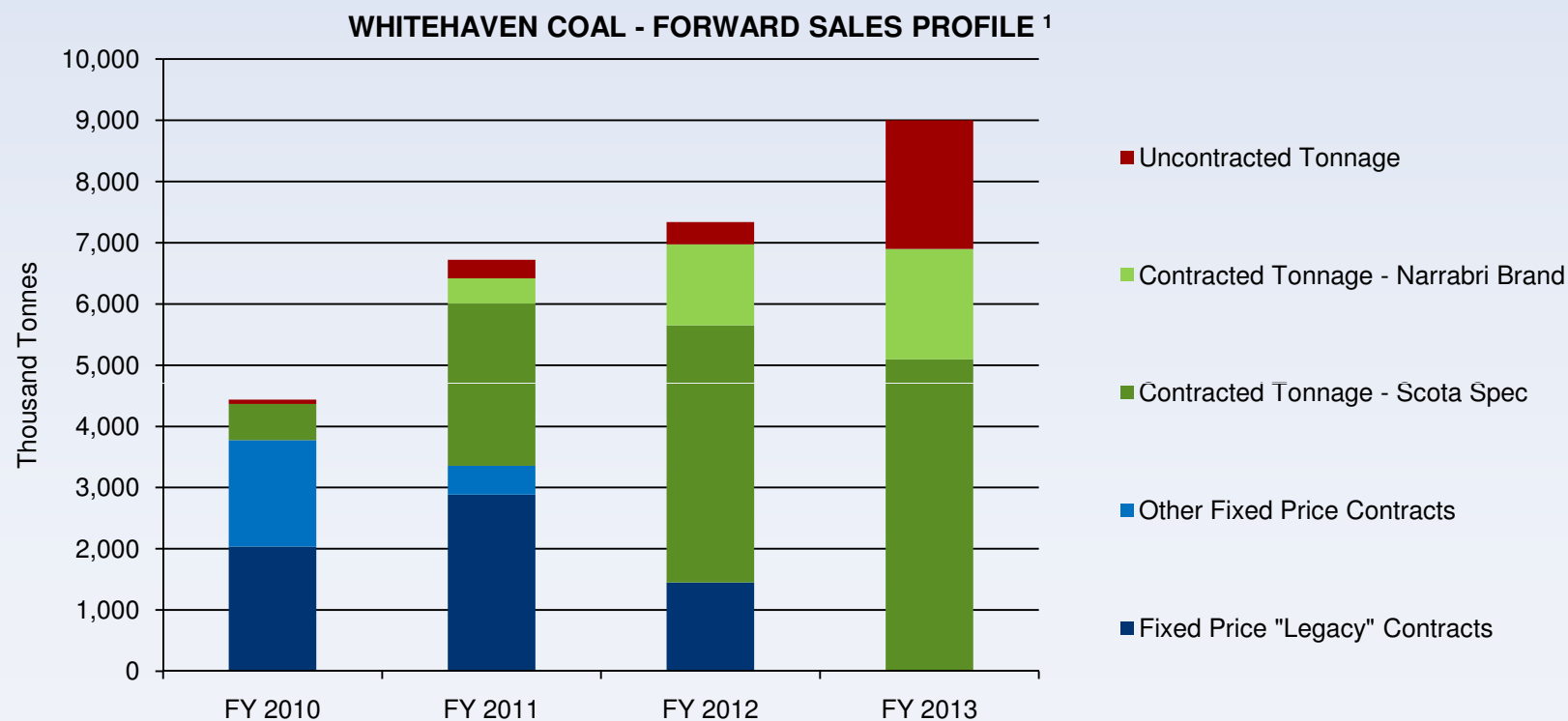
Coal Prices

- Contract price for 2009 HCC around US\$128/t FOB, around US\$80/t for SSCC/PCI
- Spot market for thermal coal ~US\$72/t, most contracts settled around US\$70/t FOB
- Forward coal prices are stronger, ~US\$77/t for Cal 2010 and ~US\$87/t for Cal 2011

Whitehaven's response



- ▶ Advantages of high quality coal & flexibility in production from existing OC mines
- ▶ Our forward coal sales contracts support WHC's growth profile
- ▶ Our matrix of coal sales contracts & commitments minimises production and infrastructure risks
- ▶ A\$ forward currency contracts support fixed US\$ revenue



1. These estimates relate to planned future events and expectations and as such involve known and unknown risks and uncertainties. Please refer to Disclaimer

Fixed price contract status



- ▶ “Legacy” thermal coal contracts of 6.85 Mt remain over next 3 years, average price US\$69.25/t
- ▶ Otherwise, US\$ coal prices are currently only fixed for the short term
- ▶ Approximately 96% of FY 2010 fixed price sales are covered by FX contracts at ~0.74 A\$/US\$
- ▶ Approximately 53% of FY 2011 and FY 2012 fixed price contracts are covered by FX contracts at ~0.785 A\$/US\$

| | FY 2010 | | FY 2011 | | FY 2012 | | TOTAL | |
|-----------------------------|---------|--------|---------|--------|---------|--------|-------|--------|
| | 000 t | US\$/t | 000 t | US\$/t | 000 t | US\$/t | 000 t | US\$/t |
| Legacy Contracts | 2,038 | 67.02 | 3,359 | 68.79 | 1,454 | 73.42 | 6,850 | 69.25 |
| Other Fixed Price Contracts | 2,137 | 82.50 | - | - | - | - | 2,137 | 82.50 |
| Total Fixed Price Contracts | 4,175 | 74.94 | 3,359 | 68.79 | 1,454 | 73.42 | 8,987 | 72.40 |

Near and medium term objectives

- ▶ Grow earnings and dividends per share, maintain financial stability and create shareholder value
- ▶ Continue to manage existing OC operations efficiently
- ▶ Deliver Narrabri on time and budget
- ▶ Active exploration within Gunnedah lease/EL areas to further increase coal resources and reserves
- ▶ Look for sensible acquisitions and 'bolt-on' developments
- ▶ Industry consolidation will continue and Whitehaven will play its part



Whitehaven Coal Limited

Delivering Growth

FY 2009 Results

August 25th 2009

